

The Disaster Center is dedicated to the idea that disaster mitigation is cost effective and individuals pursuing their own interest are the greatest potential force for disaster reduction.

Please consider making a small donation to the Disaster Center



When disaster mitigation is cost effective, we are on the road to bringing disasters to an end.



FEMA

Daily Operations Briefing

Thursday, April 7, 2016

8:30 a.m. EDT

Significant Activity: April 6-7



Significant Events: None

Significant Weather:

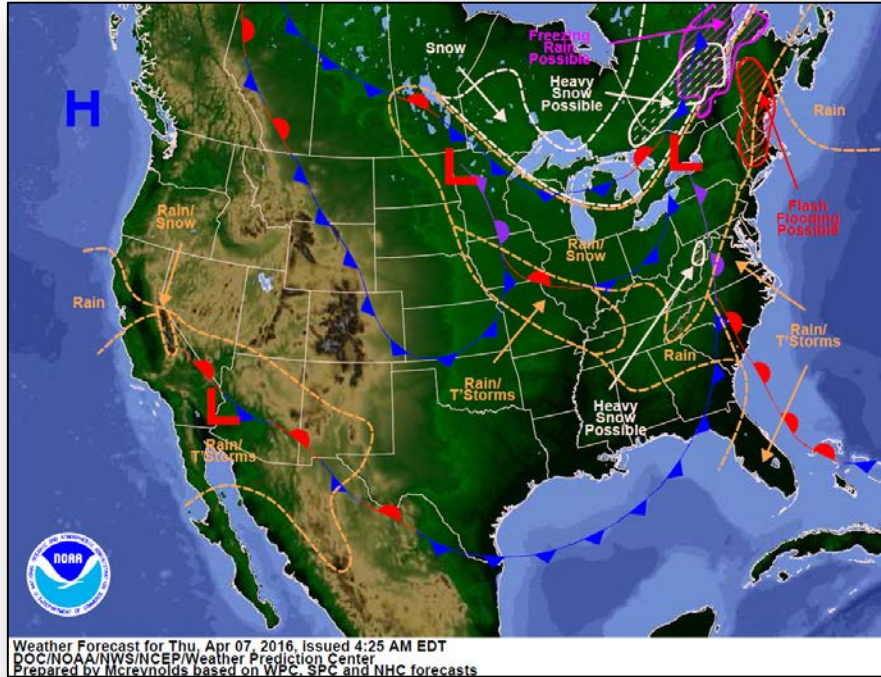
- Rain and thunderstorms – Central CA to Central Great Basin and Southwest; Upper Mississippi Valley to Tennessee Valley; Carolinas to Northeast
- Flash flooding possible – Northeast
- Rain and snow – Northern Plains to Central Appalachians and Northeast
- Snow – Great Lakes
- Rain – Ohio and Tennessee valleys to Southern Appalachians
- Critical/Elevated Fire Weather – Northern/Central/Southern Plains and Middle/Lower Mississippi valleys
- Red Flag Warnings – ND, NE, KS, OK & MO
- Space weather – None observed past 24 hours; none predicted next 24 hours

Tropical Activity: No activity affecting U.S. territories

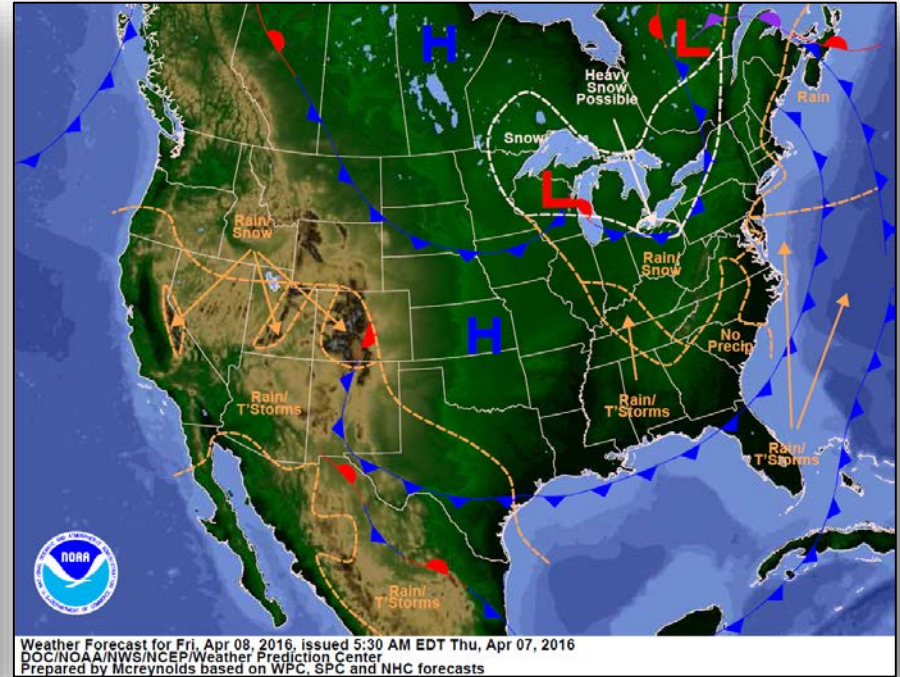
Earthquake Activity: No significant activity

Declaration Activity: None

National Weather Forecast



Today

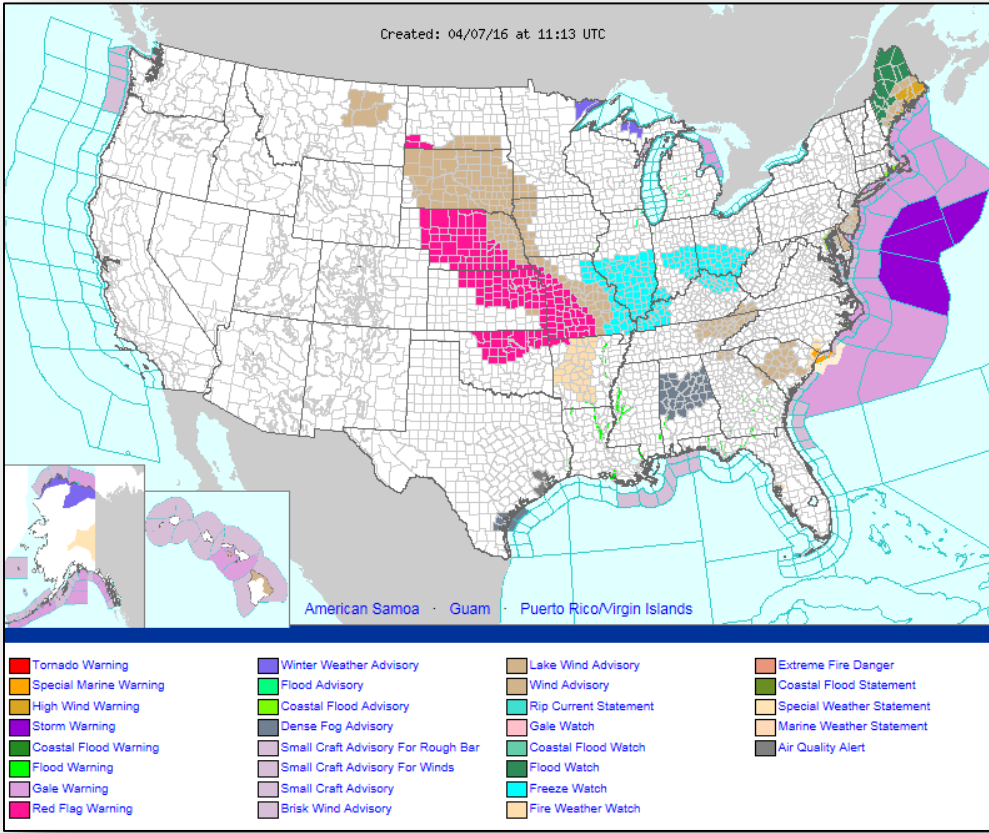


Tomorrow

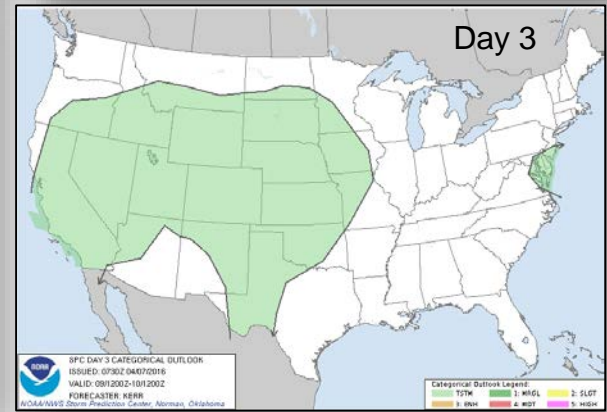
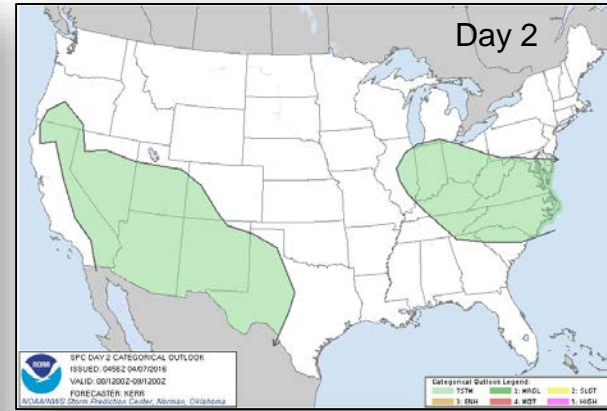
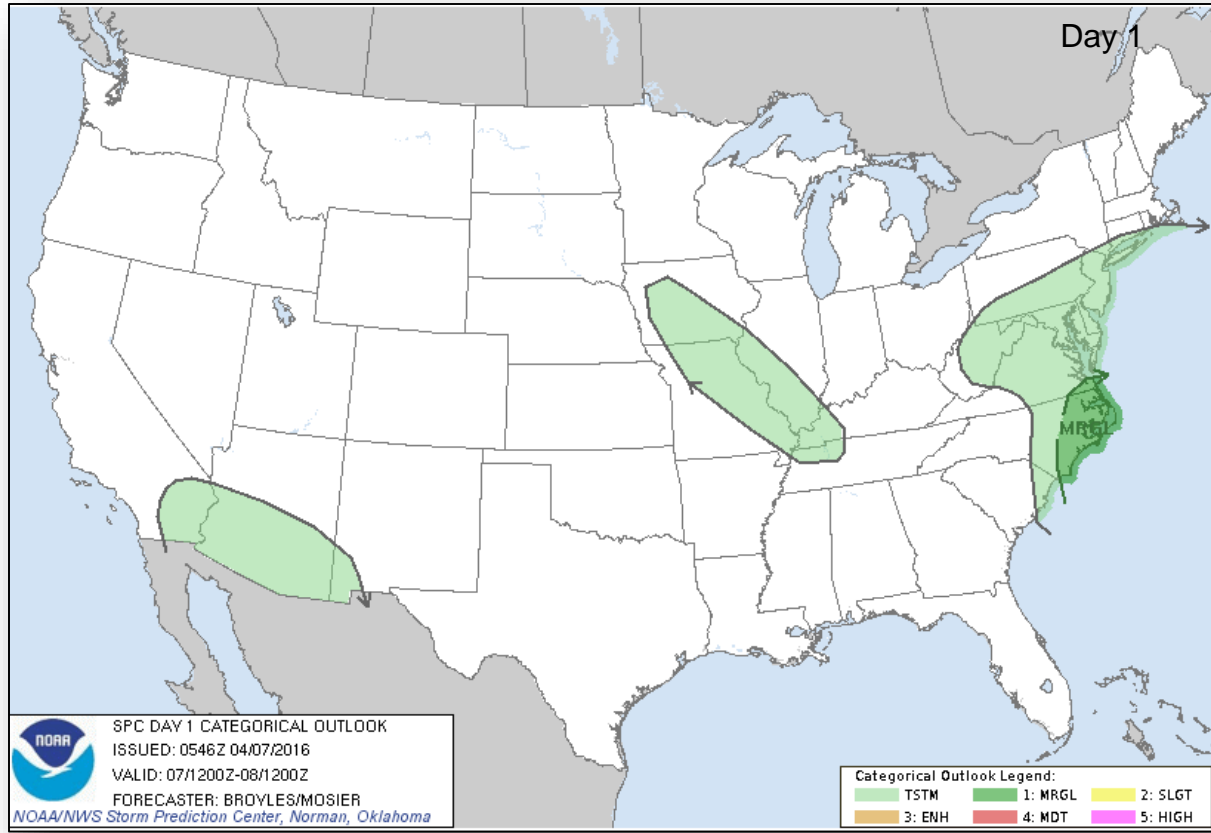
Active Watches/Warnings



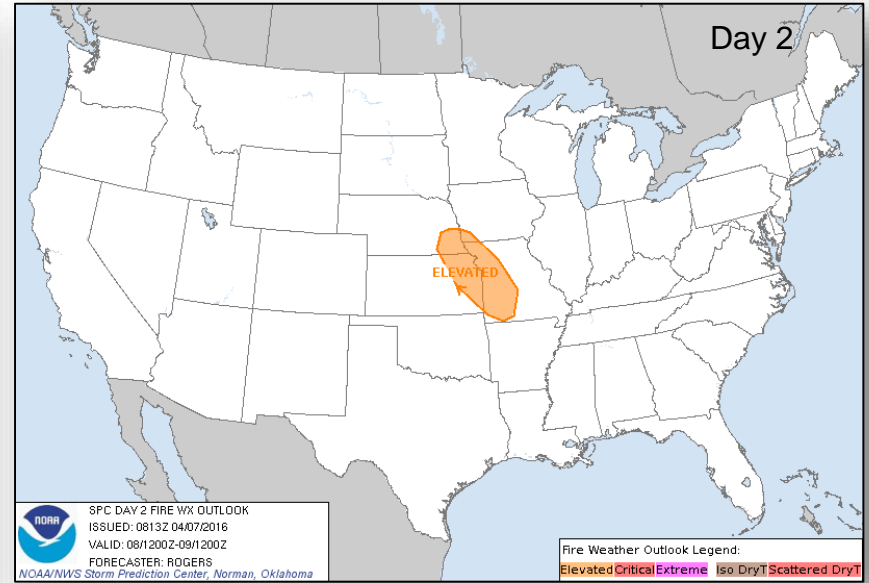
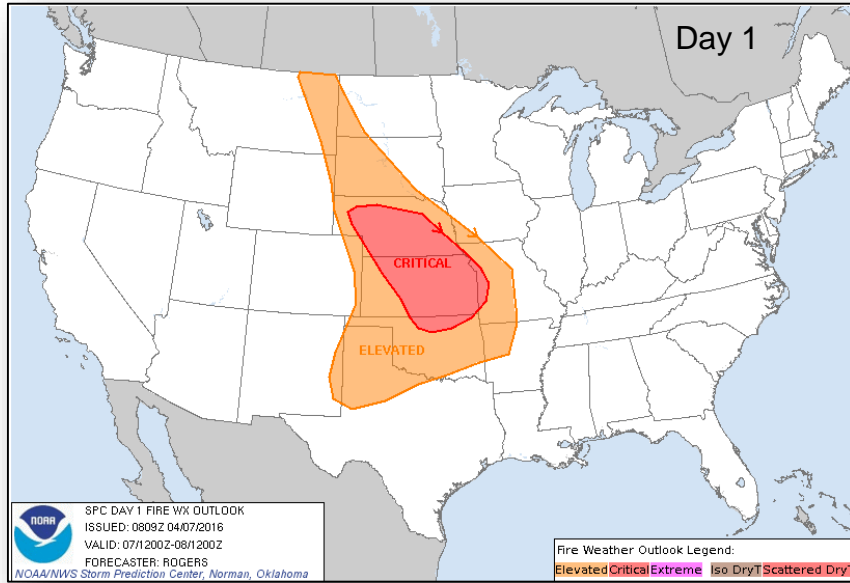
FEMA



Convective Outlook Days 1-3



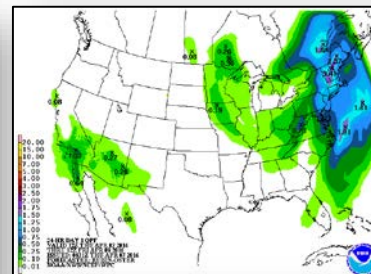
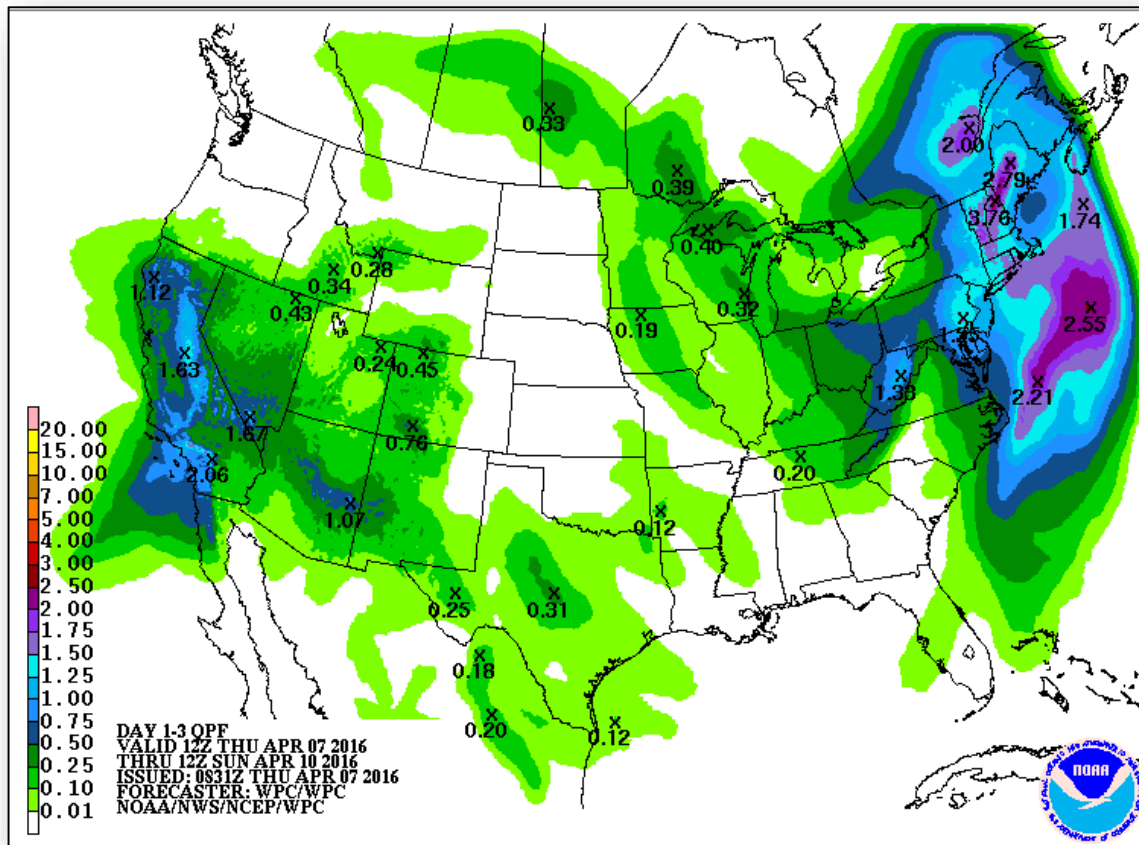
Fire Weather Outlook



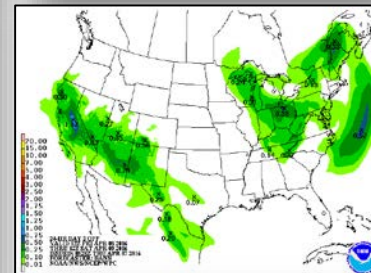
Precipitation Forecast, 1-3 Day



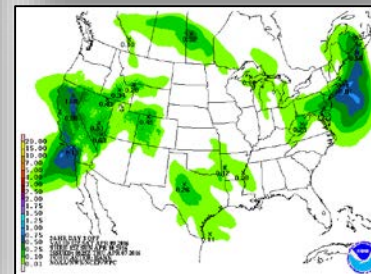
FEMA



Day 1

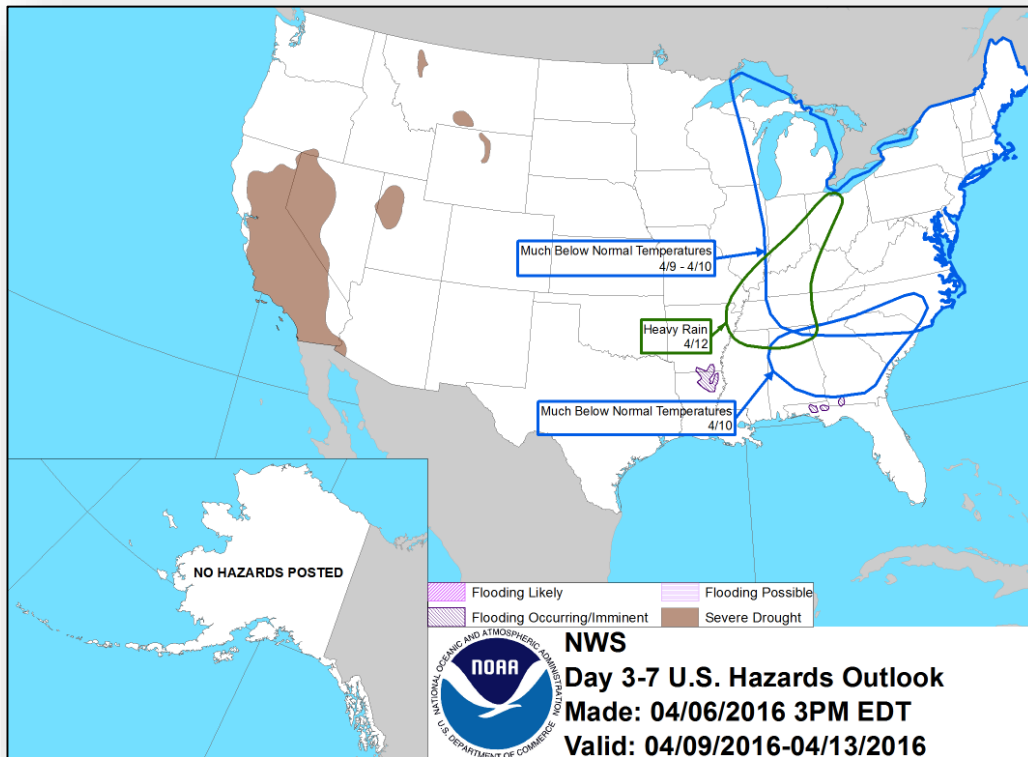


Day 2



Day 3

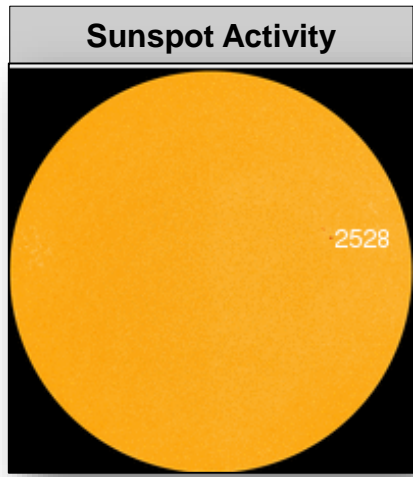
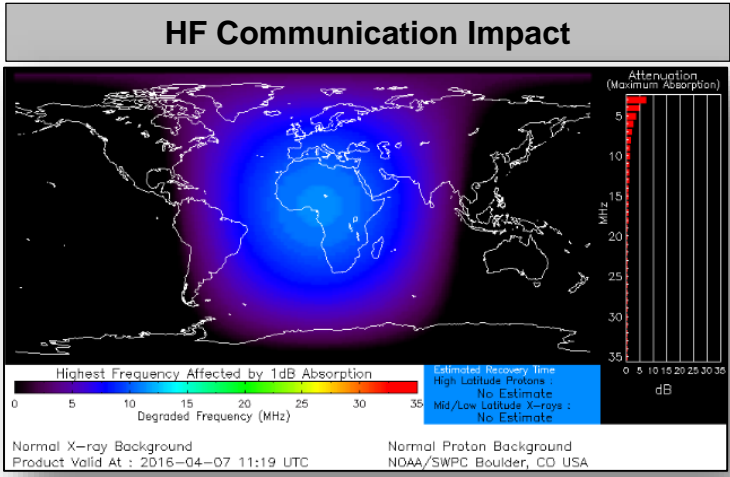
Hazard Outlook April 9-13



Space Weather



	Past 24 Hours	Current	Next 24 Hours
Space Weather Activity	None	None	None
Geomagnetic Storms	None	None	None
Solar Radiation Storms	None	None	None
Radio Blackouts	None	None	None

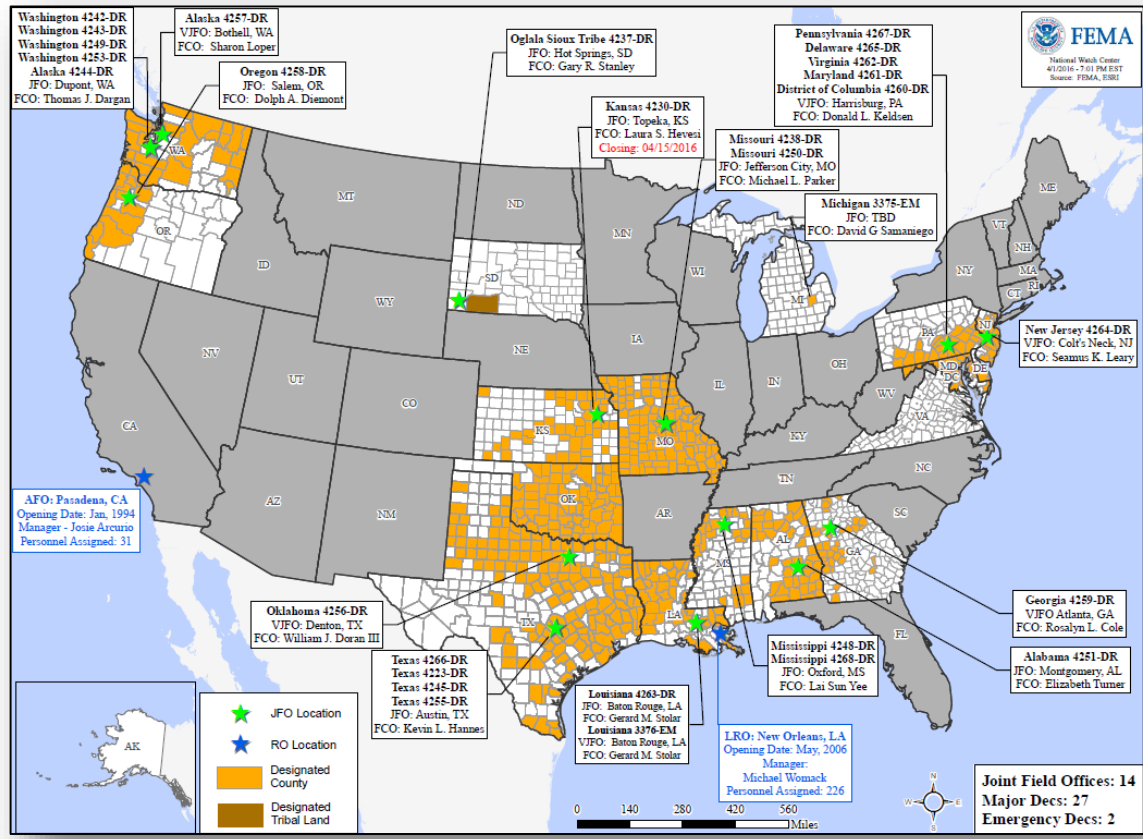


Disaster Requests & Declarations



Declaration Requests in Process		Requests APPROVED (since last report)	Requests DENIED (since last report)
2	Date Requested	0	0
LA – DR Flooding	March 2, 2016		
Marshall Islands – Severe Drought <i>*This request was made pursuant to the Compact of Free Association</i>	April 1, 2016		

Open Field Offices as of April 7, 2016



Joint Preliminary Damage Assessments



Region	State / Location	Event	IA/PA	Number of Counties		Start – End
				Requested	Complete	
V	IL	Severe Storms & Flooding December 23, 2015 – January 13, 2016	PA	8	0	4/4 – TBD
VI	OK	Tornado & Severe Storms March 30, 2016	IA	2	2	4/4 – 4/5
	LA	Spring Flooding March 8 – Continuing	IA	10	10	3/23 – 4/4
PA			11	6	4/4 – TBD	

Wildfire Summary



Fire Name (County)	FMAG #	Acres burned	% Contained Est. Containment date	Evacuations (Residents)	Structures Threatened	Structures Damaged/ Destroyed	Fatalities / Injuries
Kansas (1)							
Burr Oak Fire (Wabaunsee County)	FEMA-5121-FM-KS	600	100%	Lifted	342	1 home damaged	0/0
Oklahoma (1)							
350 Fire Complex (Woodward County)	FEMA-5122-FM-OK	54,200	10%	Lifted	825 (750 homes)	0/0	0/0

FEMA Readiness – Deployable Teams/Assets



Deployable Teams/Assets									
Resource	Status	Total	FMC Available		Partially Available	Not Available	Detailed, Deployed, Activated	Comments	Rating Criterion
FCO		33	13	39%	0	1	19		OFDC Readiness: FCO Green Yellow Red Type 1 3+ 2 1 Type 2 4+ 3 2 Type 3 4 3 2 FDRC 3 2 1
FDRC		8	5	63%	0	0	3		
US&R		27	27	100%	0	0	0		<ul style="list-style-type: none"> • Green = Available/FMC • Yellow = Available/PMC • Red = Out-of-Service • Blue = Assigned/Deployed
National IMAT		3	2	67%	0	0	1	National IMAT West deployed to LA (4263-LA)	<ul style="list-style-type: none"> • Green: 3 avail • Yellow: 1-2 avail • Red: 0 avail (<i>Individual N-IMAT red if 50% of Section Chiefs and/or Team Leader is unavailable for deployment.</i>)
Regional IMAT		13	3	23%	0	0	10	<u>Deployed:</u> RI to LA (4263-LA) RII to TX (4266-TX) RIII to PA (4260-DC; 4261-MD; 4262-VA; 4265-DE; 4267-PA) RIV Team 2 to MS (4248-DR) RV to MI (3375-MI) RVI Team 1 to TX (4266-TX); Team 2 to LA (4263-LA) RVII to MO (4238/4250-MO) RVIII to LA (4263-LA) RIX Team 2 to OR (4258-OR)	<ul style="list-style-type: none"> • Green: 7 or more avail • Yellow: 4 - 6 teams available • Red: > 8 teams deployed/unavailable R-IMAT also red if TL Ops/Log Chief is unavailable & has no qualified replacement
MERS Teams		18	11	61%	0	0	7	<u>Deployed:</u> Denton: 2 teams to LA, 1 team to TX Denver: 2 teams to TX Thomasville: 1 team to MS Bothell: 1 team to HI	<ul style="list-style-type: none"> • Green = >66% available • Yellow = 33% to 66% available • Red = <33% available

FEMA Readiness – National/Regional Teams



National/Regional Teams									
Resource	Status	Total	FMC Available		Partially Available	Not Available	Status	Comments	Rating Criterion
NWC		5	5	100%	0	0	Not Activated		<ul style="list-style-type: none"> • Green = FMC • Yellow = PMC • Red = NMC
NRCC		2	344	89%	0	44	Not Activated		
HLT		1	N/A	N/A	0	0	Not Activated		
DEST							Not Activated		
RRCCs		10	10	100%	0	0	Not Activated		
RWCs/MOCs		10	10	100%	0	0	Not Activated	Region VII RWC at Enhanced Watch (3:00-7:00 CDT)	

Common Operating Picture

FEMA-4249-DR-WA
FEMA-4253-DR-WA

Declared: 01/15/2016 Incident Period: 11/12/2015 to 11/21/2015
Declared: 02/02/2016 Incident Period: 12/01/2015 to 12/14/2015

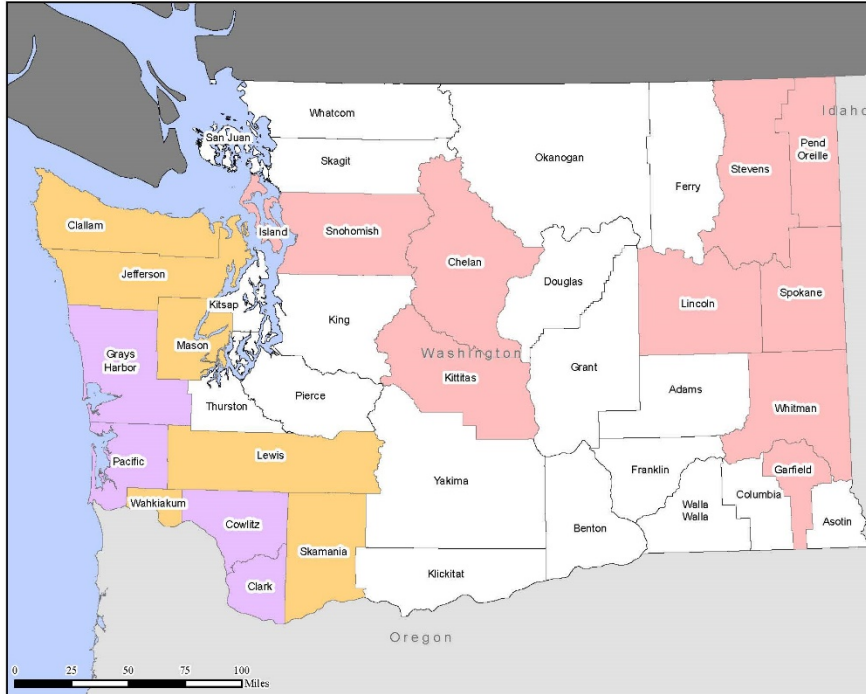
04/07/2016 (Day 83)
04/07/2016 (Day 65)

COUNTY DESIGNATIONS

Designated Areas: (03 February 2016)

FEMA-4253-DR and FEMA-4249-DR

Data Sources:
FEMA, HISIP2015:
Datum: North American 1983 HARN
Projection: Lambert Conformal Conic



CURRENT ESTIMATES

CATEGORY	4249-DR		4253-DR	
	PERCENT	DOLLARS	PERCENT	DOLLARS
A	18.78%	\$4,302,525	9.60%	\$1,411,781
B	6.93%	\$1,587,093	5.47%	\$804,555
C	4.66%	\$1,067,605	58.53%	\$8,608,968
D	1.68%	\$384,406	2.63%	\$386,681
E	4.22%	\$965,909	3.21%	\$472,175
F	58.52%	\$13,405,060	9.47%	\$1,393,130
G	5.21%	\$1,193,263	11.09%	\$1,631,626
TOTALS		\$22,905,861		\$14,708,916

Common Operating Picture

FEMA-4249-DR-WA
FEMA-4253-DR-WA

Declared: 01/15/2016 Incident Period: 11/12/2015 to 11/21/2015
Declared: 02/02/2016 Incident Period: 12/01/2015 to 12/14/2015

04/07/2016 (Day 83)
04/07/2016 (Day 65)

Strategic Goals

- Complete the PA program delivery within 90 days of the declaration date and make programmatic decisions consistent with regional policies and practices.
- Under the lead of PA, 406 mitigation will be maximized to reduce the risk of damages to the same eligible facilities in similar future events.
- Hazard Mitigation (HM) staff will implement the Hazard Mitigation Grant Program (HMGP); identify priorities and needs to provide technical assistance for HM Plan development, HMGP application and project development.
- Facilitate delivery and implementation of new FMAG/HMGP pilot program in concert with disaster HMGP.
- Provide Voluntary Agency Liaison coordination.

Common Operating Picture

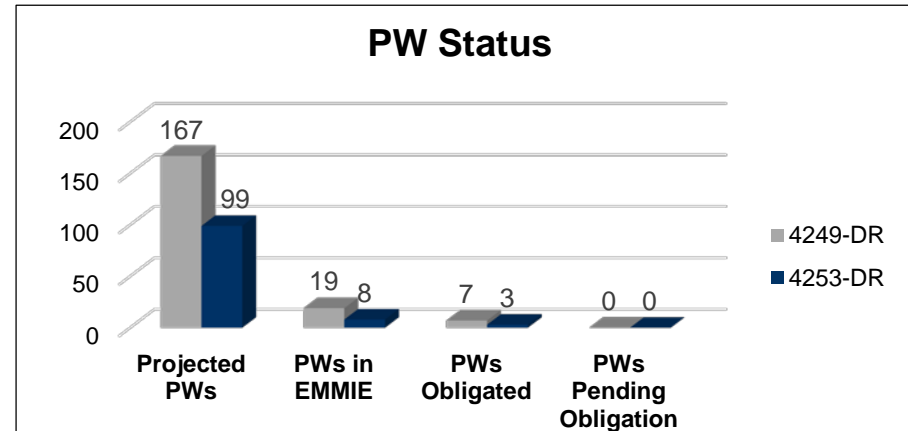
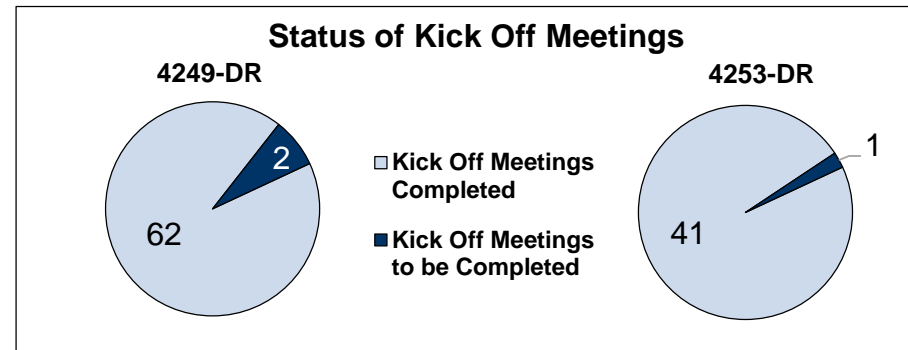
FEMA-4249-DR-WA
FEMA-4253-DR-WA

Declared: 01/15/2016 Incident Period: 11/12/2015 to 11/21/2015
Declared: 02/02/2016 Incident Period: 12/01/2015 to 12/14/2015

04/07/2016 (Day 83)
04/07/2016 (Day 65)

PUBLIC ASSISTANCE (as of 04/04/2016)

Applicants	4249-DR	4253-DR
Applicants Open	63	40
Applicants Complete	13	12
Applicants Withdrawn	6	1
Requests for Public Assistance (RPAs)		
Total RPAs Received to Date	69	41
Total Eligible RPAs	69	41
Total Ineligible RPAs	0	0
Total RPAs Pending Review	0	0
Kick-Off Meetings Completed	62	41
Kick-Off Meetings to be Completed	2	1
Project Worksheets (PWs)		
Total PWs Projected	167	99
Total PWs Entered	19	8
Total PWs Obligated	7	3
406 Mitigation		
PWs with 406 Mitigation Proposal	0	0
Total \$\$ 406 Mitigation Proposal	0	0
Financial Data		
Current PW Estimate	\$22,905,861	\$14,708,916
Total PWs in EMMIE (100%)	\$710,357	\$78,518
Total PWs in EMMIE (75% Federal Share)	\$537,115	\$60,546
Total PWs Obligated (75% Federal Share)	\$196,595	\$21,045



*RPA deadlines: 4249-DR 11/14/2015, 4253-DR 11/19/2015

Common Operating Picture

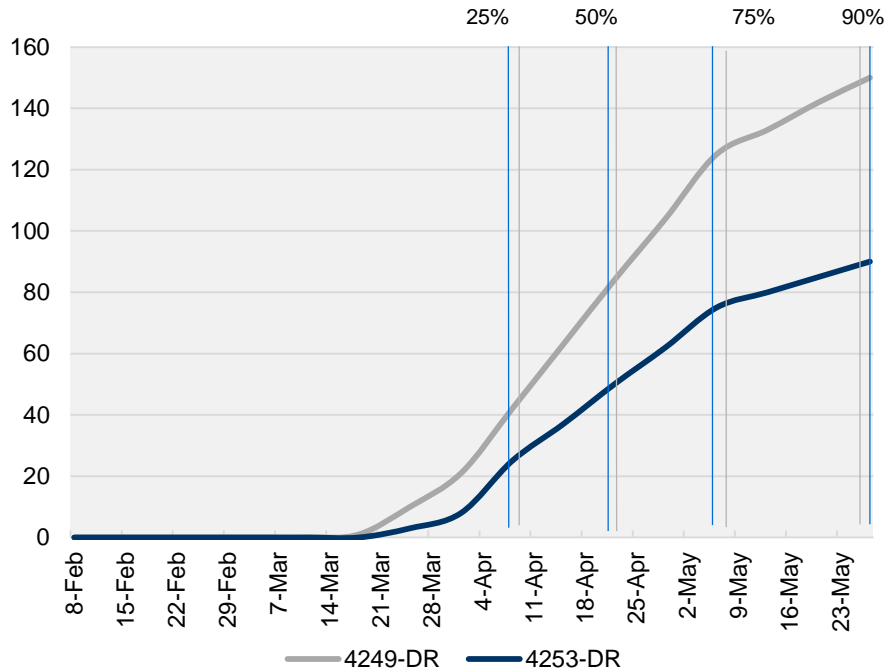
FEMA-4249-DR-WA
FEMA-4253-DR-WA

Declared: 01/15/2016 Incident Period: 11/12/2015 to 11/21/2015
Declared: 02/02/2016 Incident Period: 12/01/2015 to 12/14/2015

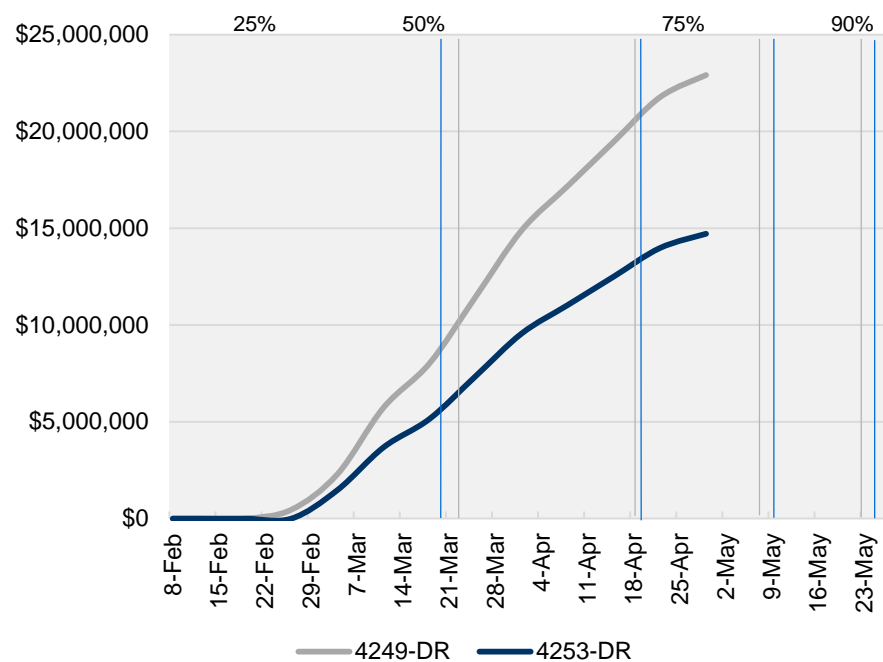
04/07/2016 (Day 83)
04/07/2016 (Day 65)

PUBLIC ASSISTANCE (as of 04/04/2016)

Planned Cumulative PWs



Planned Cumulative Dollars



Objective of 90% obligated and 100% field work completed at JFO. Initial projections based on PDA data.

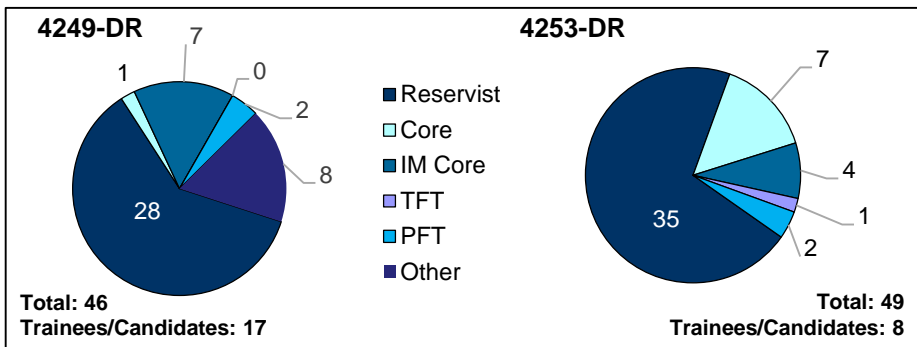
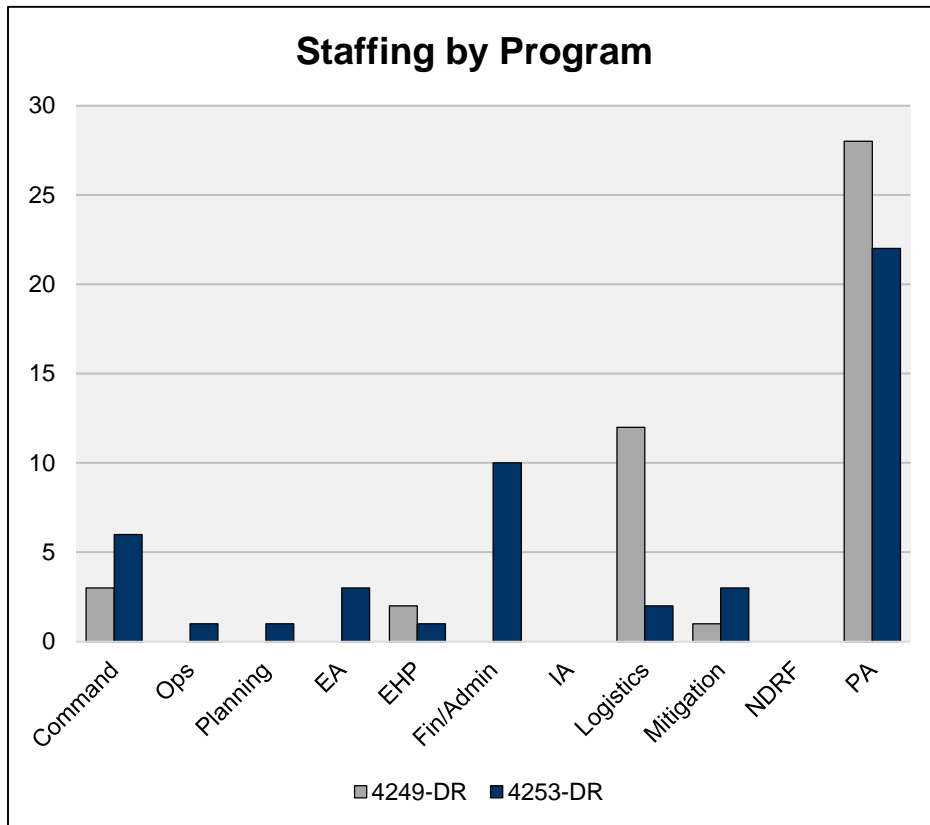
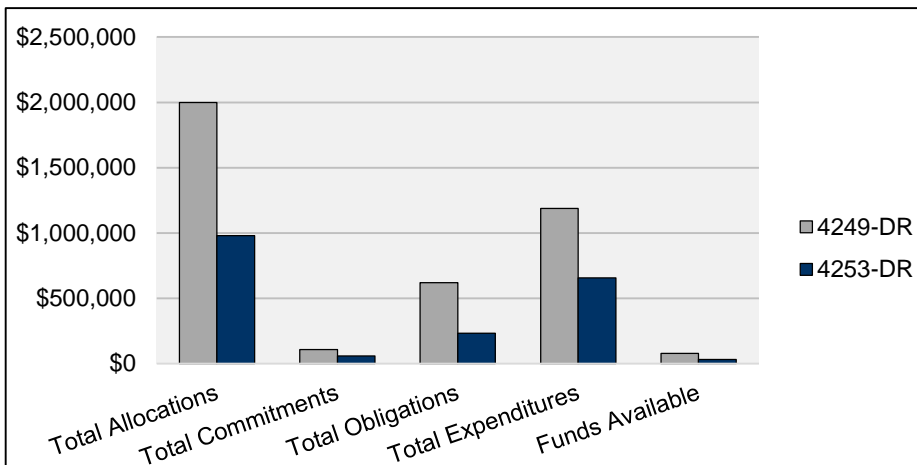
Common Operating Picture

FEMA-4249-DR-WA
FEMA-4253-DR-WA

Declared: 01/15/2016 Incident Period: 11/12/2015 to 11/21/2015
Declared: 02/02/2016 Incident Period: 12/01/2015 to 12/14/2015

04/07/2016 (Day 83)
04/07/2016 (Day 65)

FINANCE & STAFFING (as of 04/04/2016)



Common Operating Picture

FEMA-4249-DR-WA
FEMA-4253-DR-WA

Declared: 01/15/2016 Incident Period: 11/12/2015 to 11/21/2015
Declared: 02/02/2016 Incident Period: 12/01/2015 to 12/14/2015

04/07/2016 (Day 83)
04/07/2016 (Day 65)

Training and Qualifications

	4249-DR				4253-DR			
	# Deployed	# Qualified	# Trainees	# Candidates	# Deployed	# Qualified	# Trainees	# Candidates
Regional FTEs	2	2	0	0	10	3	3	2
IM CORES	7	4	0	3	4	4	0	0
Reservists	28	22	6	0	35	32	2	1
Other FTEs	1	1	0	0	0	0	0	0
FEMA Corps	8	0	8	0	0	0	0	0

TRAINEE/CANDIDATE DATA - Trainees or Candidates are deployed in the following positions:

- Ops Section Chief (1)
- Public Assistance (PA) Crew Leader (5)
- PA Specialist (13)
- PA Technical Specialist (1)
- Security Manager (1)
- PA Data Processing Specialist (1)
- IT Specialist (2)
- EHP Environmental Compliance Review Specialist (1)

COACH / EVALUATORS

Planning (1), Operations (1), Logistics (2), Finance/Admin (2), External Affairs (1), PA (15), HM (2), EHP (1), ERA (1), Safety (1), Security (1), Training (1)

COURSES OFFERED OR SCHEDULED

SharePoint Overview, WebEOC Overview, Orientation to Equal Rights, Sexual Harassment, Diversity, Concur Overview, and How to Process Travel in Concur, Maximizing Mitigation - HMGP/PA 406 Mitigation Integration, Environmental & Historic Preservation

Common Operating Picture

FEMA-4249-DR-WA
FEMA-4253-DR-WA

Declared: 01/15/2016 Incident Period: 11/12/2015 to 11/21/2015
Declared: 02/02/2016 Incident Period: 12/01/2015 to 12/14/2015

04/07/2016 (Day 83)
04/07/2016 (Day 65)

FCO Comments

Operations

- Joint Field Office (JFO) has two area offices to minimize overhead, strengthen partnerships and reduce travel time
 - Our two Area Field Offices will close 04/29/2016
 - JFO will close 05/31/2016
- Trainees/Candidates comprise 26% of combined 4249 and 4253 staffs
- Admin Costs are:
 - FEMA-4249-DR-WA: 7% of Total Projected
 - FEMA-4253-DR-WA: 9% of Total Projected
- FEMA Corps team fully incorporated into PA Plan



FEMA

FEMA's mission is to support our citizens and first responders to ensure that as a nation we work together to build, sustain, and improve our capability to prepare for, protect against, respond to, recover from, and mitigate all hazards.