

The Disaster Center is dedicated to the idea that disaster mitigation is cost effective and individuals pursuing their own interest are the greatest potential force for disaster reduction.

Please consider making a small donation to the Disaster Center



When disaster mitigation is cost effective, we are on the road to bringing disasters to an end.



# **FEMA**

## **Daily Operations Briefing**

**Wednesday, April 8, 2015**

**8:30 a.m. EDT**

# Significant Activity: April 8 – 9



**Significant Events:** No significant activity

**Significant Weather:**

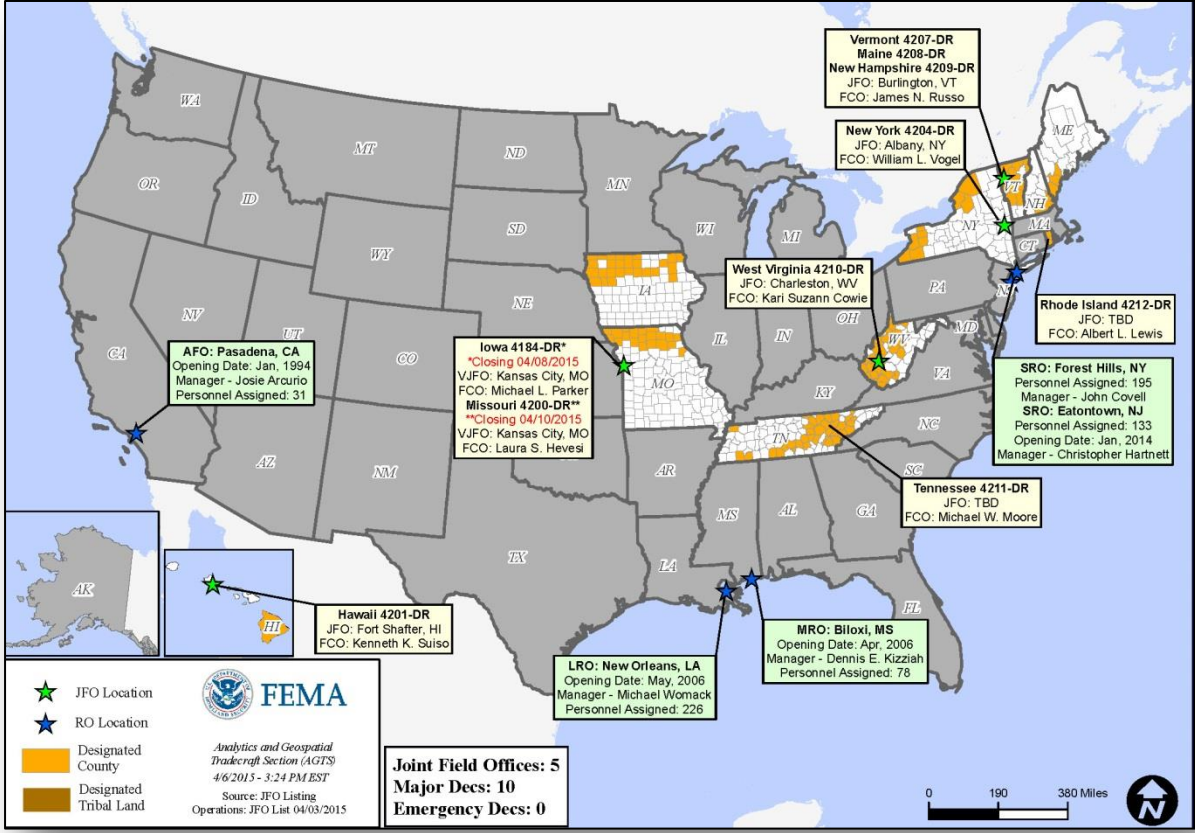
- Enhanced Risk of severe thunderstorms – Central Plains and Middle Mississippi Valley
- Slight risk of severe thunderstorms – Southern Plains/Central Plains through Mid MS & Ohio Valleys
- Severe thunderstorms over the Midwest Stated
- Flash Flooding – Middle Mississippi Valley to Southern/Central Appalachians
- Heavy snow possible, Northern/Central Rockies & Northern Plains
- Critical/Elevated Fire Weather – Southwest, Central Great Basin, Central/Southern Rockies, Central/Southern Plains
- Red Flag Warnings – AZ, CO, NM, OK & TX
- Space Weather: Past 24 hours/next 24 hours – No space weather storms observed or predicted

**Tropical Activity:** None

**Declaration Activity:** None

**FEMA Readiness:** No significant change

# Open Field Offices as of April 8



# Disaster Requests & Declarations



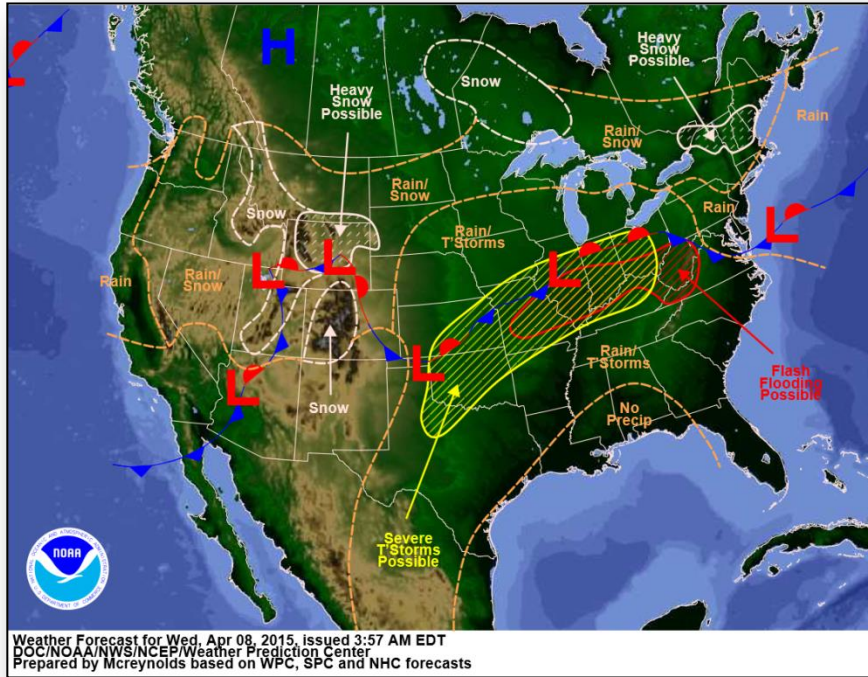
Declaration Requests in Process		Requests APPROVED (since last report)	Requests DENIED (since last report)
2	Date Requested	0	0
MA – DR Severe Winter Storm and Snowstorm	March 27, 2015		
CT – DR Severe Winter Storm and Snowstorm	March 27, 2015		

# Joint Preliminary Damage Assessments

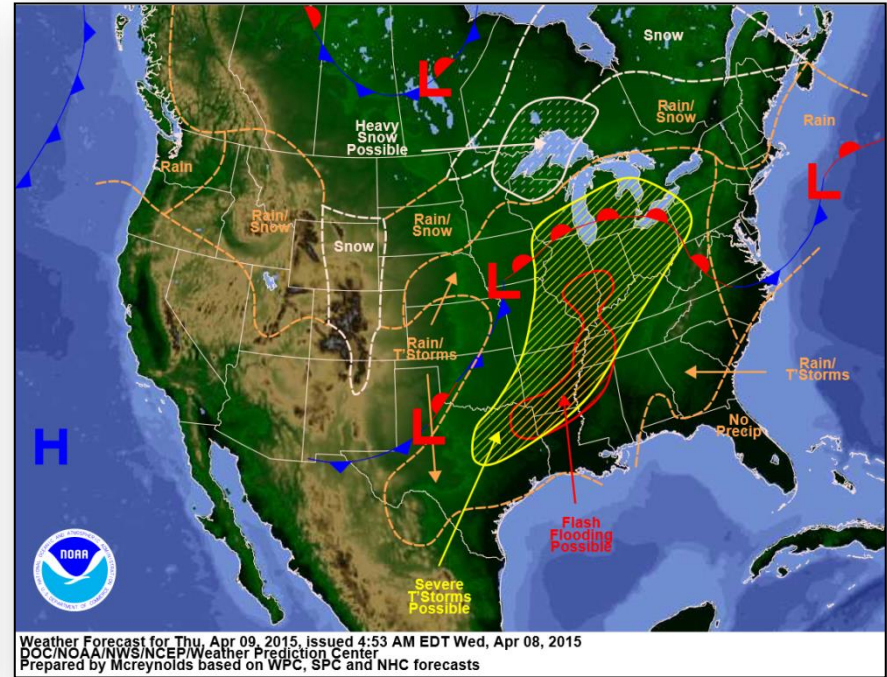


Region	State / Location	Event	IA/PA	Number of Counties		Start – End
				Requested	Complete	
I	ME	Severe Winter Storm January 26-28, 2015	PA	1	0	4/6 - TBD
III	WV	Rain & Flooding Apr 4-5, 2015	PA	5	0	4/9 - TBD
		Severe Winter Storm, Flooding, Landslides, Mudslides Mar 3-6 (Additional PDAs for FEMA-4210-DR)	PA	5	0	4/9 - TBD
IV	KY	Severe Winter Weather: Snow & Arctic Air February 15-26, 2015	PA	52	45 (+9)	3/30 - TBD
		Severe Winter Weather: Snow, Sleet & Rain March 4-6, 2015	PA	52	45 (+14)	3/30 - TBD
IX	Federated States of Micronesia (Yap & Chuuk)	Typhoon Maysak	IA	2	0	4/6 - TBD
			PA	2	0	4/6 - TBD

# National Weather Forecast



*Today*

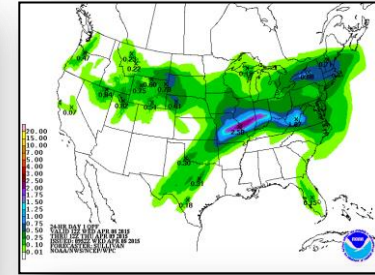
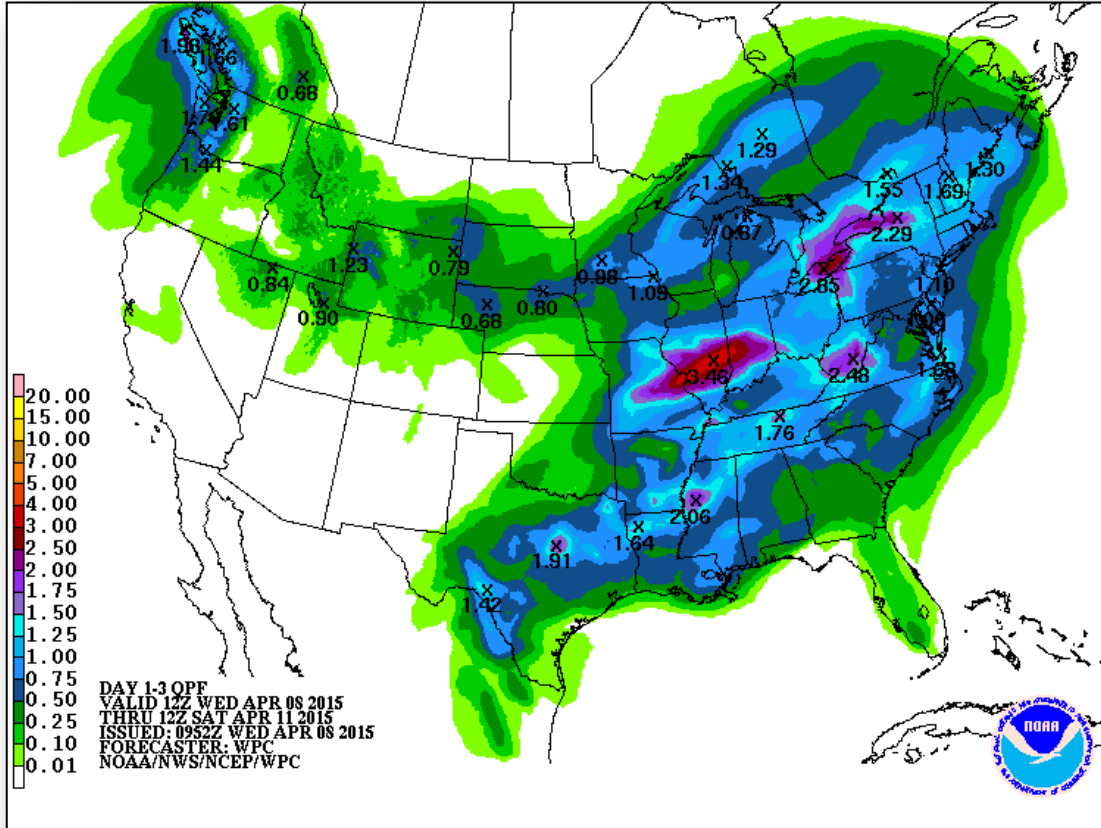


*Tomorrow*

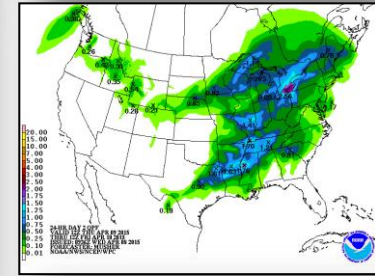
# Precipitation Forecast 1 – 3 Day



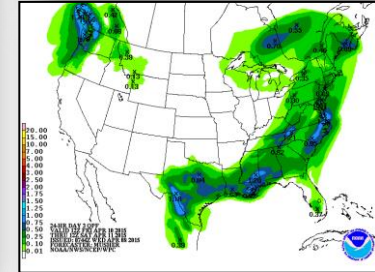
FEMA



Day 1



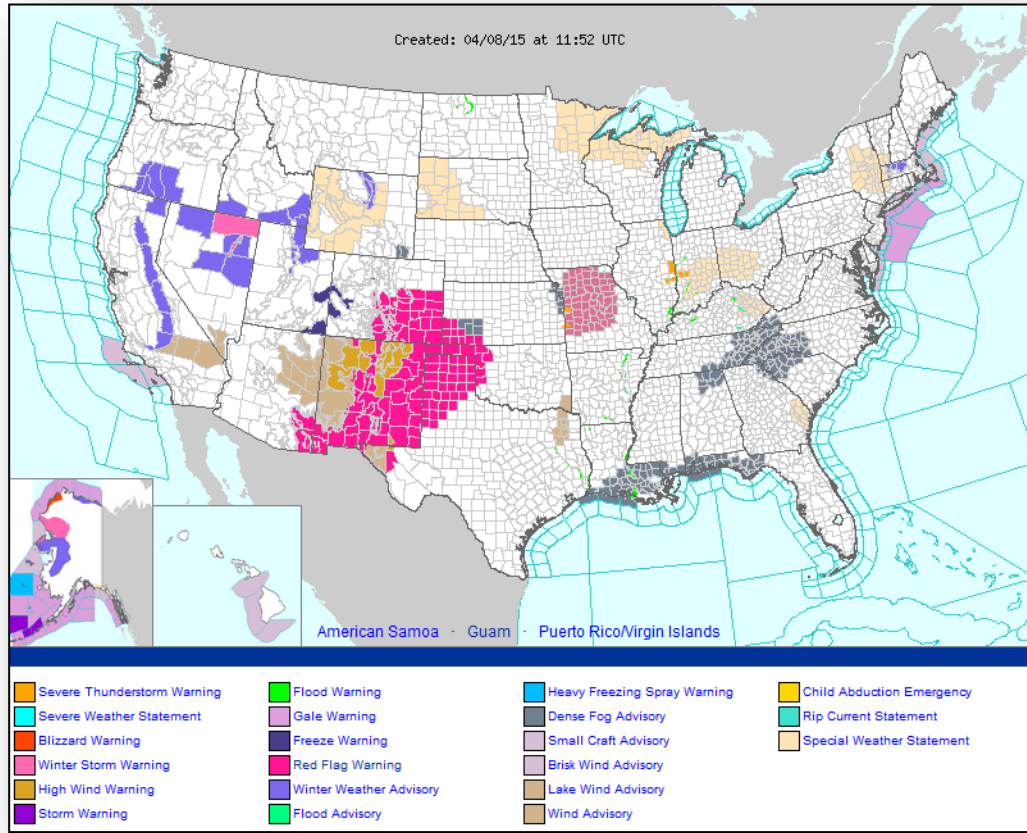
Day 2



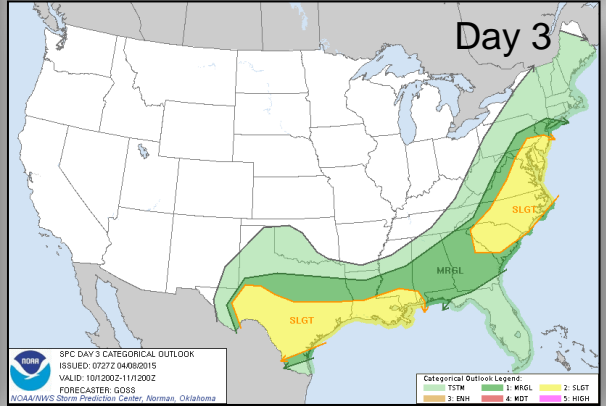
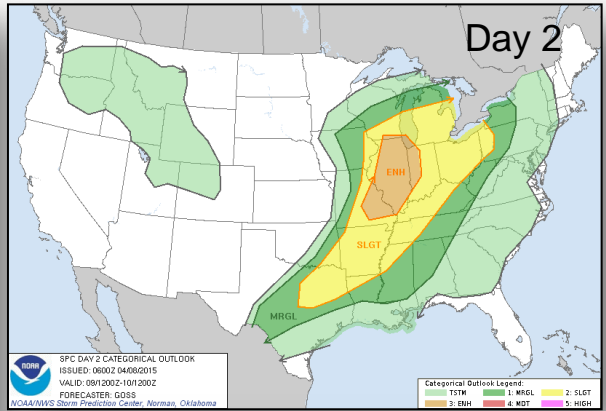
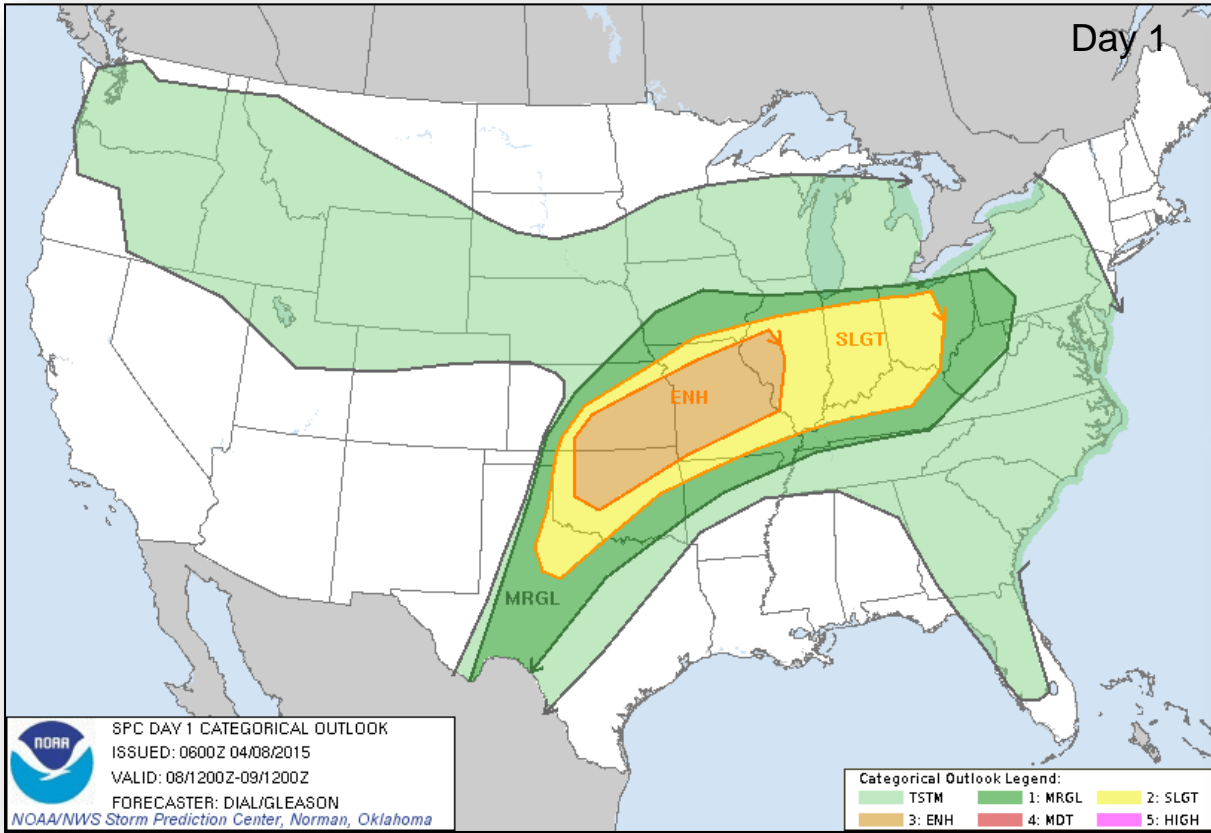
Day 3



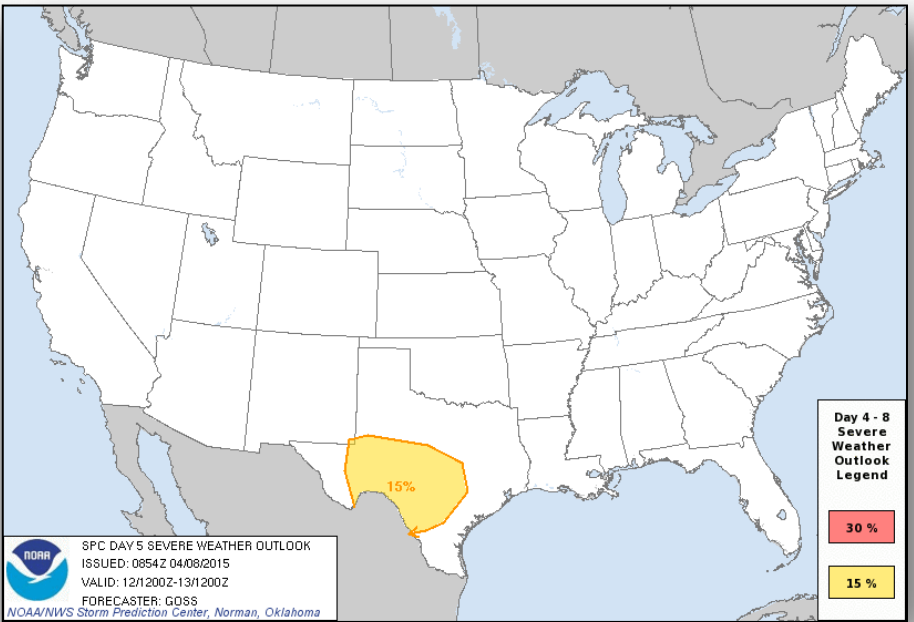
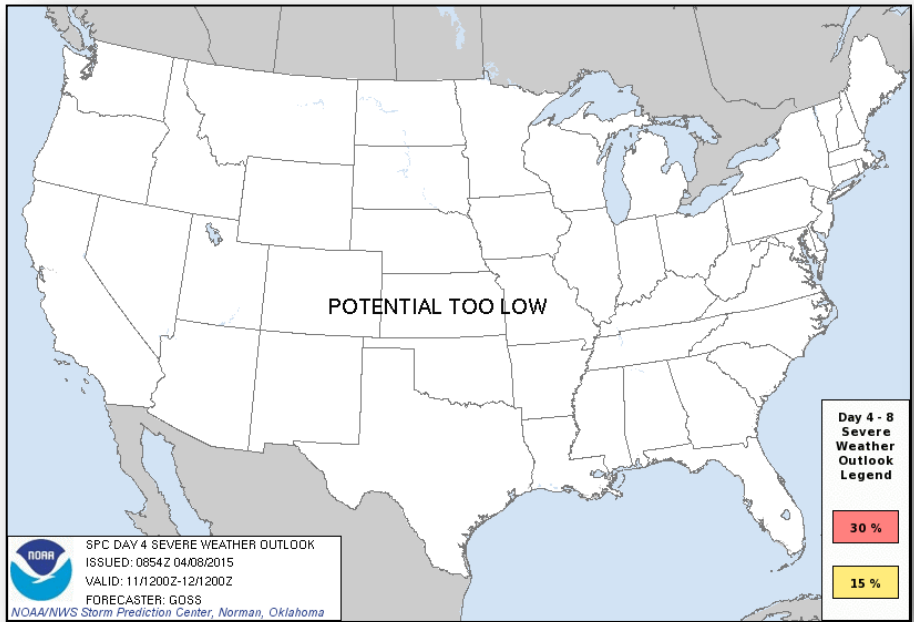
# Active Watches/Warnings



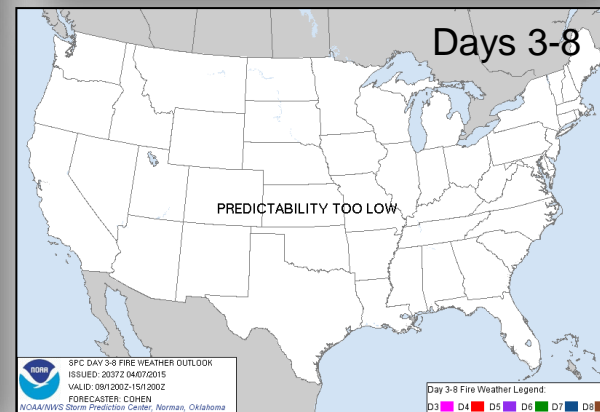
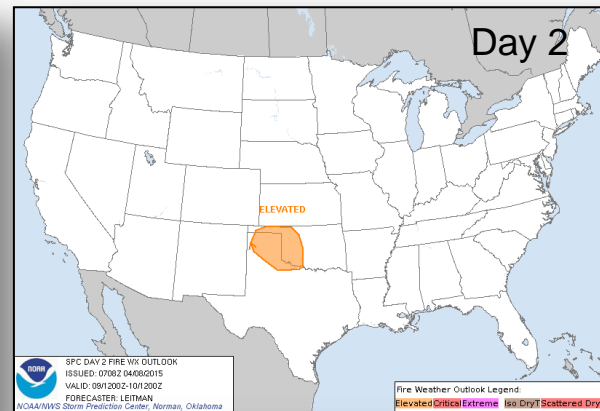
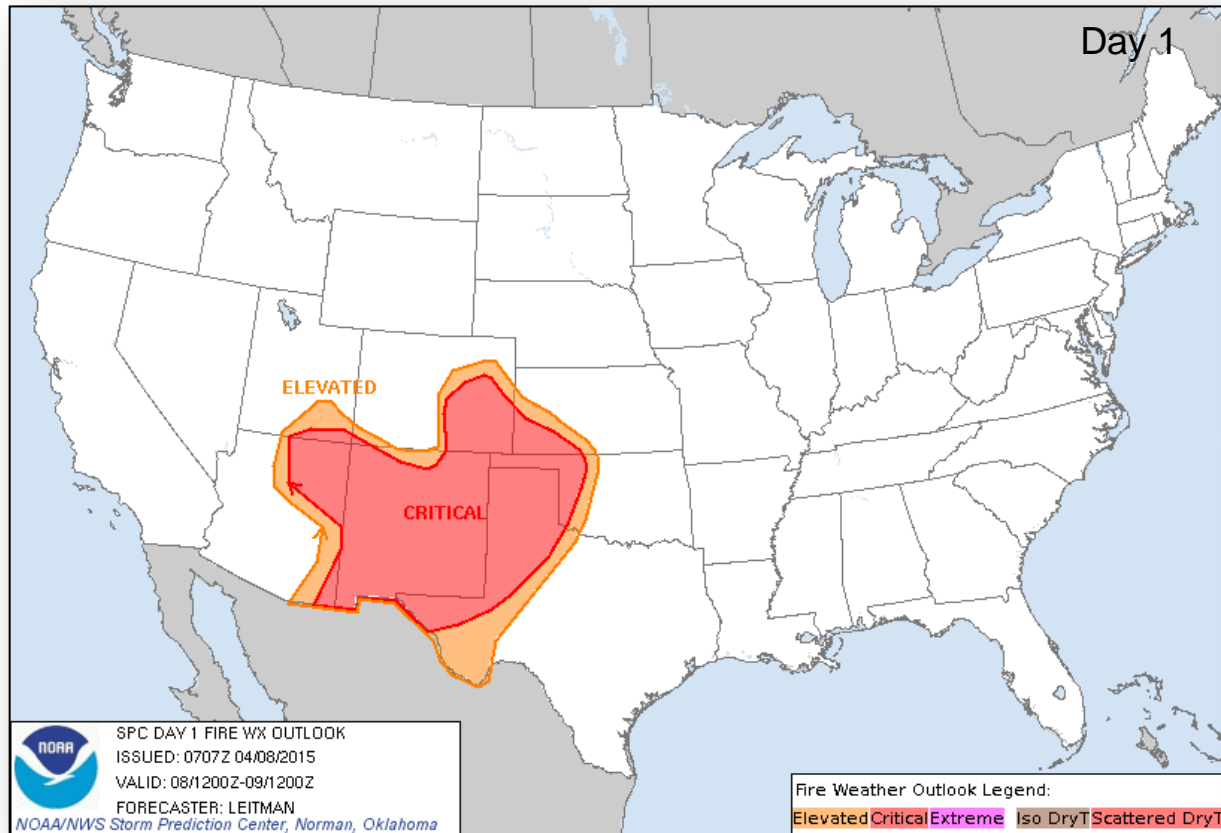
# Convective Outlook, Days 1 – 3



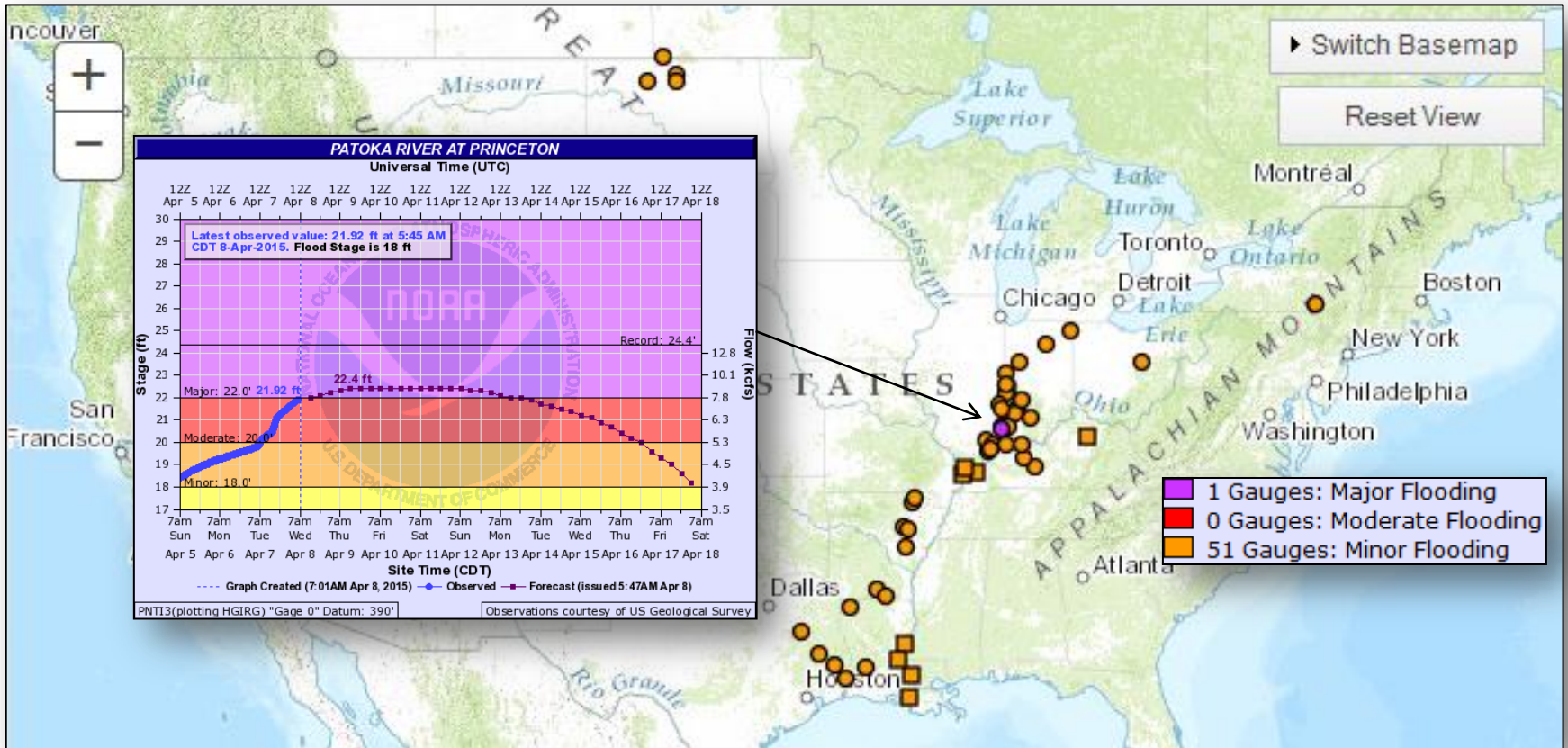
# Convective Outlook, Days 4 & 5



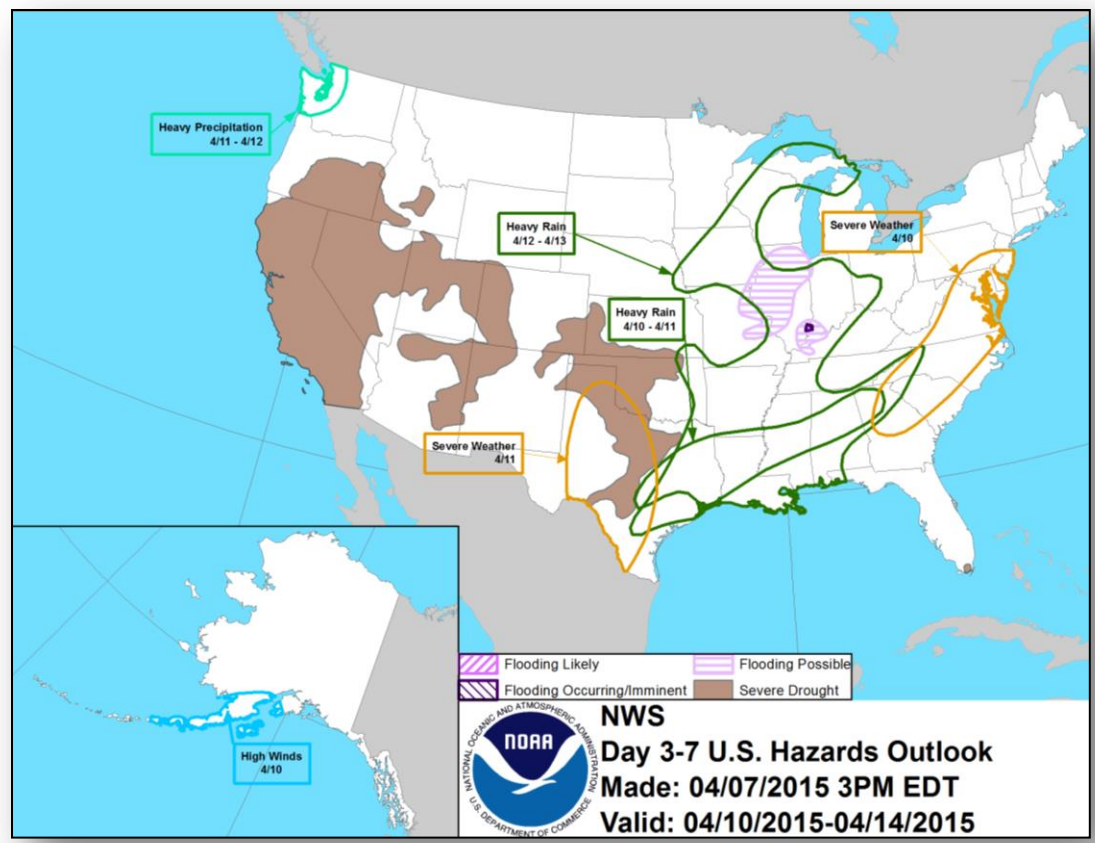
# Fire Weather Outlook, Days 1 – 8



# River Forecast

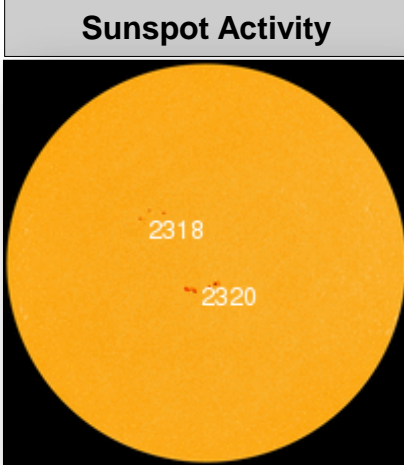



# Hazard Outlook: Apr 10 – 14



# Space Weather

NOAA Scales Activity (Range: 1/minor to 5/extreme)	Past 24 Hours	Current	Next 24 Hours
Space Weather Activity:	None	None	None
• Geomagnetic Storms	None	None	None
• Solar Radiation Storms	None	None	None
• Radio Blackouts	None	None	None



# FEMA Readiness – Deployable Teams /Assets



Deployable Teams/Assets									
Resource	Status	Total	FMC Available		Partially Available	Not Available	Detailed, Deployed, Activated	Comments	Rating Criterion
FCO	Green	37	15	46%	0	1	21		OFDC Readiness: FCO Green Yellow Red Type 1 3+ 2 1 Type 2 4+ 3 2 Type 3 4 3 2 FDRC 3 2 1
FDRC	Green	9	9	100%	0	0	0		
US&R	Green	28	27	96%	0	1	0	NM-TF1 (Red – Personnel shortages)	<ul style="list-style-type: none"> <li>Green = Available/FMC</li> <li>Yellow = Available/PMC</li> <li>Red = Out-of-Service</li> <li>Blue = Assigned/Deployed</li> </ul>
National IMAT	Yellow	3	2	66%	0	0	1	IMAT East 2 – Deployed to GA	<ul style="list-style-type: none"> <li>Green: 3 avail</li> <li>Yellow: 1-2 avail</li> <li>Red: 0 avail (<i>Individual N-IMAT red if 50% of Section Chiefs and/or Team Leader is unavailable for deployment.</i>)</li> </ul>
Regional IMAT	Green	13	9	69%	0	3	1	Region III – Deployed to WV <u>Not Mission Capable (NMC):</u> • Regions IV-3, VI-3 & IX-1	<ul style="list-style-type: none"> <li>Green: 7 or more avail</li> <li>Yellow: 4 - 6 teams available</li> <li>Red: &gt; 8 teams deployed/unavailable</li> </ul> R-IMAT also red if TL Ops/Log Chief is unavailable & has no qualified replacement
MCOV	Green	60	56	93%	0	4	0		<ul style="list-style-type: none"> <li>Green = 80 – 100% avail</li> <li>Yellow = 60 – 79% avail</li> <li>Red = 59% or below avail</li> <li>Readiness remains 95%</li> </ul>



# FEMA Readiness – National/Regional Teams



National/Regional Teams									
Resource	Status	Total	FMC Available		Partially Available	Not Available	Deployed/ Activated	Comments	Rating Criterion
NWC		5	5	100%	0	0	Not Activated		<ul style="list-style-type: none"> <li>• Green = FMC</li> <li>• Yellow = PMC</li> <li>• Red = NMC</li> </ul>
NRCC		2	344	89%	0	44	Not Activated		
HLT		1	N/A	N/A	0	0	Not Activated		
DEST							Not Activated		
RRCCs		10	10	100%	0	0	Not Activated		
RWCs/MOCs		10	10	100%	0	0	Not Activated	Region VI activated to Enhanced Watch	



# FEMA

**FEMA's mission is to support our citizens and first responders to ensure that as a nation we work together to build, sustain, and improve our capability to prepare for, protect against, respond to, recover from, and mitigate all hazards.**