

The Disaster Center is dedicated to the idea that disaster mitigation is cost effective and individuals pursuing their own interest are the greatest potential force for disaster reduction.

Please consider making a small donation to the Disaster Center



When disaster mitigation is cost effective, we are on the road to bringing disasters to an end.



# **FEMA**

## **Daily Operations Briefing**

**Monday, April 9, 2018**

**8:30 a.m. EDT**

# Significant Activity – April 6-9



FEMA

**Significant Events:** None

**Tropical Activity:**

- Western Pacific – No activity affecting U.S. interests

**Significant Weather:**

- Rain & Thunderstorms – Central Plains and Coastal Southern Plains to the Southeastern U.S.
- Space Weather:
  - Past 24 hours: None observed
  - Next 24 hours: Minor; Geomagnetic storms reaching the G1 level likely

**Earthquake Activity:** No significant activity

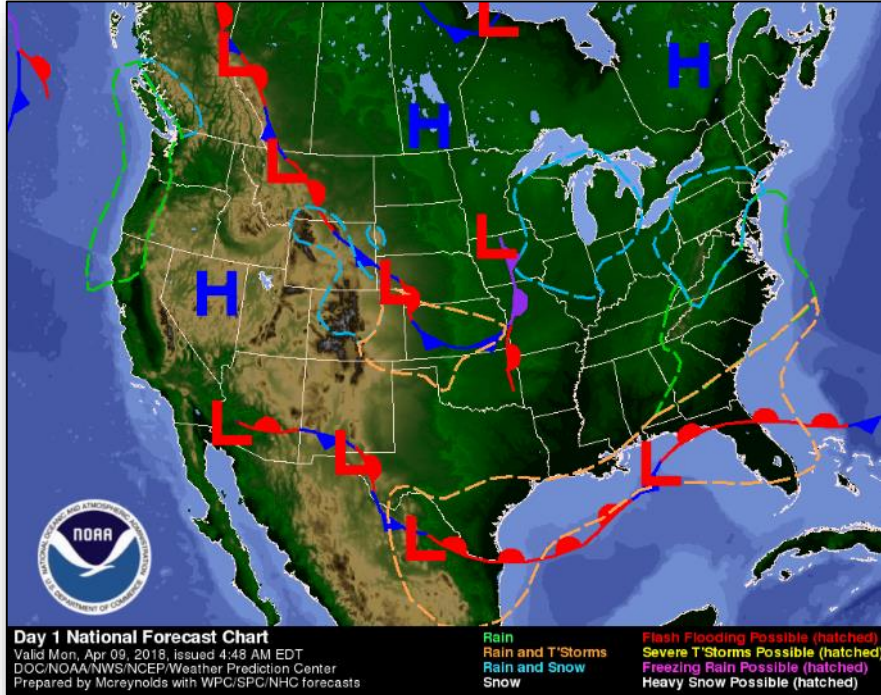
**Declaration Activity:**

- Request for Major Disaster Declaration – New Hampshire

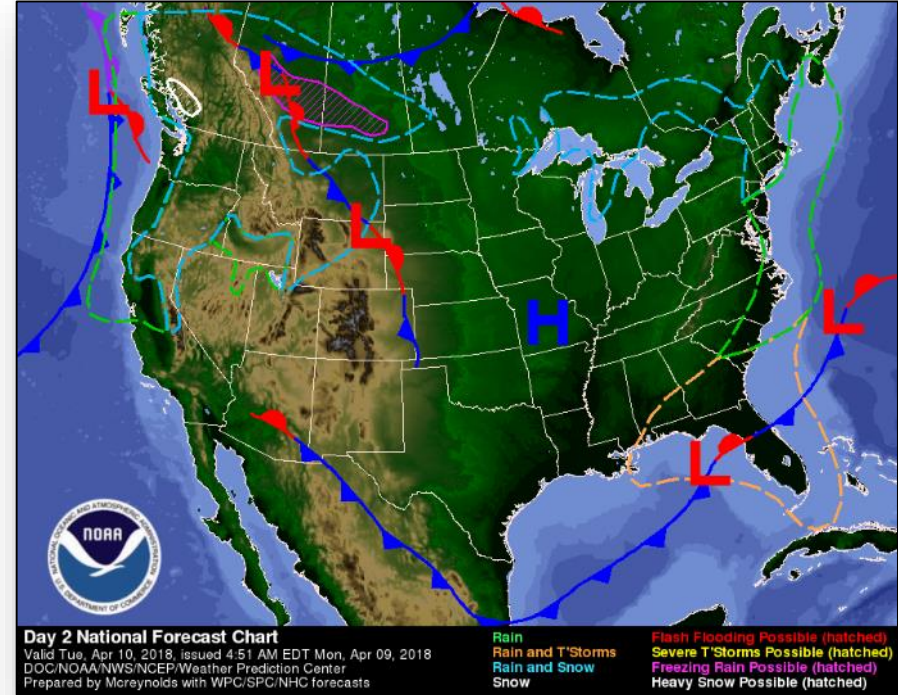
# National Weather Forecast



FEMA



*Today*

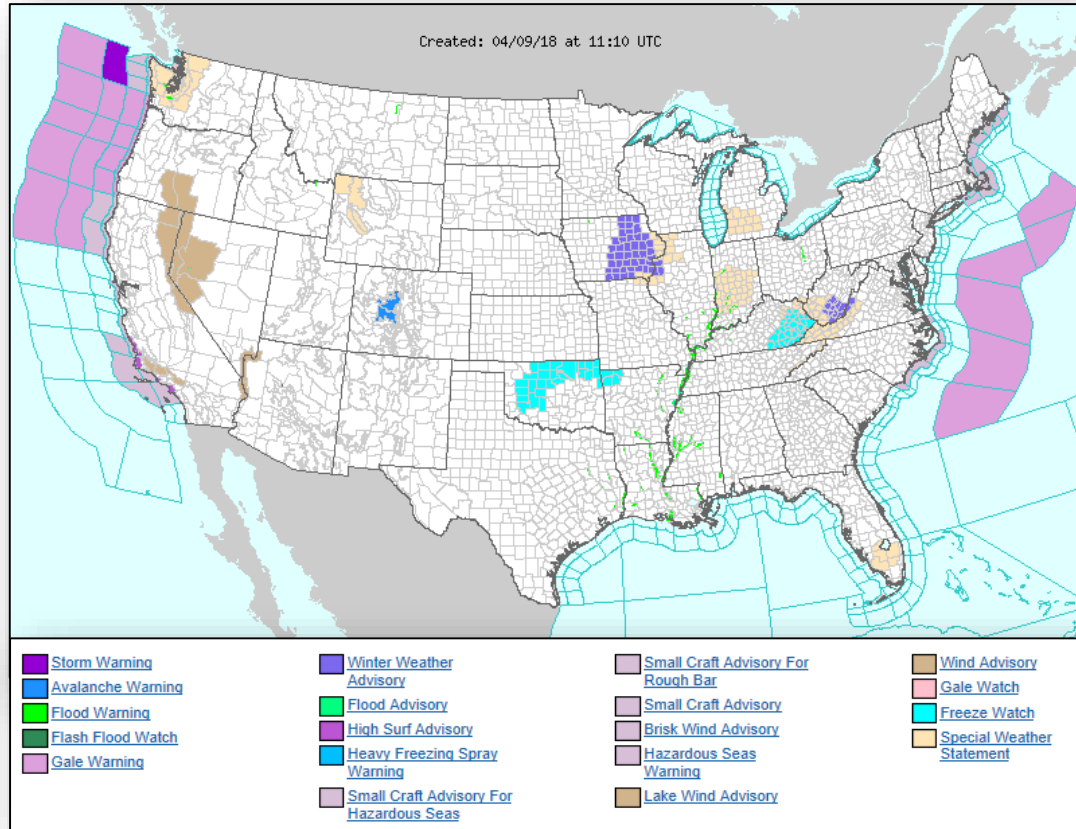


*Tomorrow*

# Active Watches and Warnings



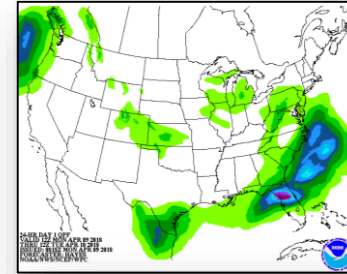
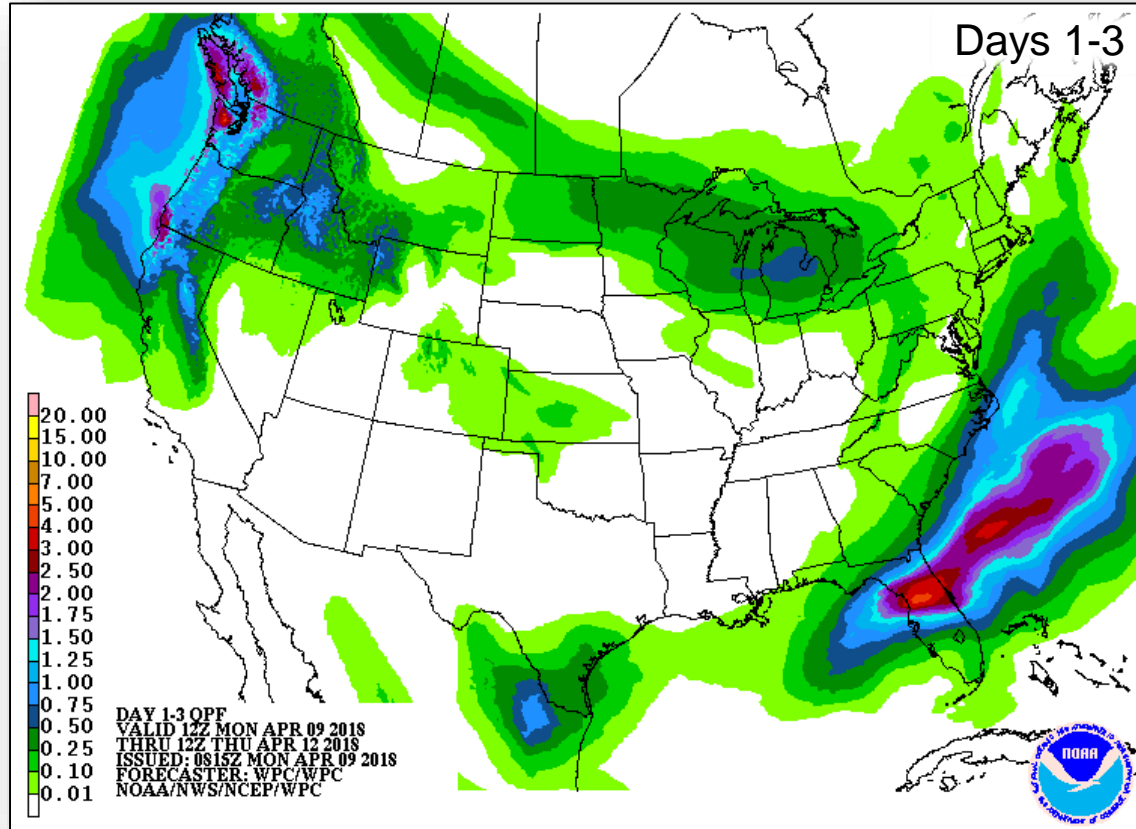
FEMA



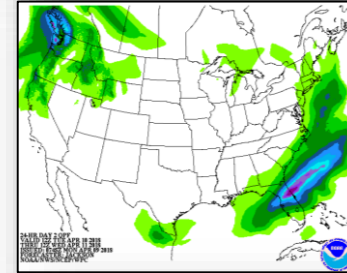
# Precipitation Forecast



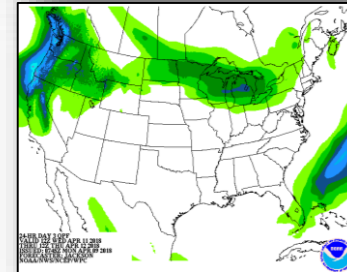
FEMA



Day 1



Day 2



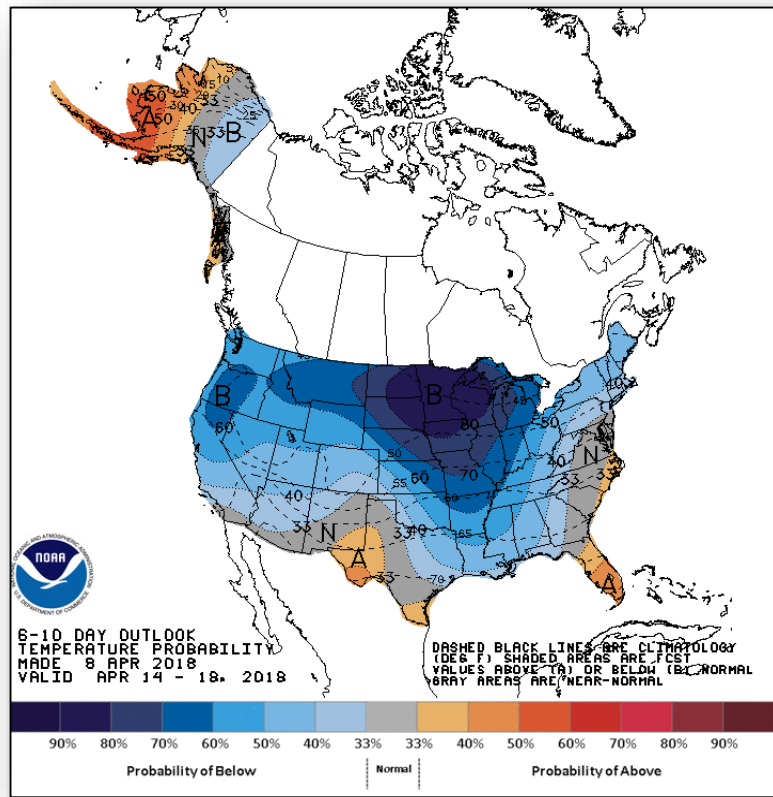
Day 3



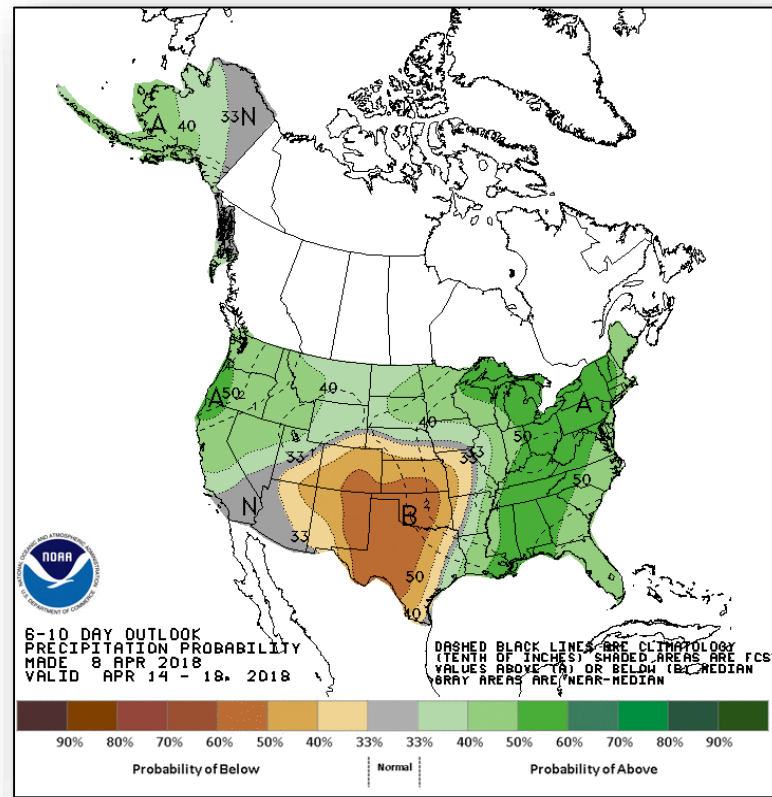
# 6-10 Day Outlooks



FEMA



**6-10 Day Temperature Probability**



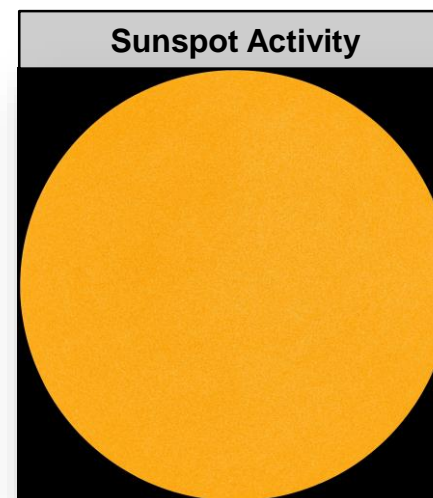

**6-10 Day Precipitation Probability**

# Space Weather



FEMA

	Space Weather Activity	Geomagnetic Storms	Solar Radiation	Radio Blackouts
Past 24 Hours	None	None	None	None
Next 24 Hours	Minor	G1	None	None
For further information on NOAA Space Weather Scales refer to: <a href="http://www.swpc.noaa.gov/noaa-scales-explanation">http://www.swpc.noaa.gov/noaa-scales-explanation</a>				





# Joint Preliminary Damage Assessments



FEMA

Region	State / Location	Event	IA / PA	Number of Counties		Start – End
				Requested	Completed	
I	MA	Nor'easter/Severe Storm March 2-4, 2018	IA	7	7	3/12 – 3/20
			PA	9	4	3/15 – TBD
	NH	Snow March 13-14, 2018	IA	0	0	N/A
			PA	3	0	3/29 – TBD
IV	AL	Severe Storms and Flooding March 19, 2018 and continuing	IA	3	3	4/5 – 4/6
			PA	4	4	4/5 – 4/6
V	IN	Flooding February 14 – March 4, 2018	IA	9	9	3/19 – 4/4
			PA	36	36	3/26 – 4/5

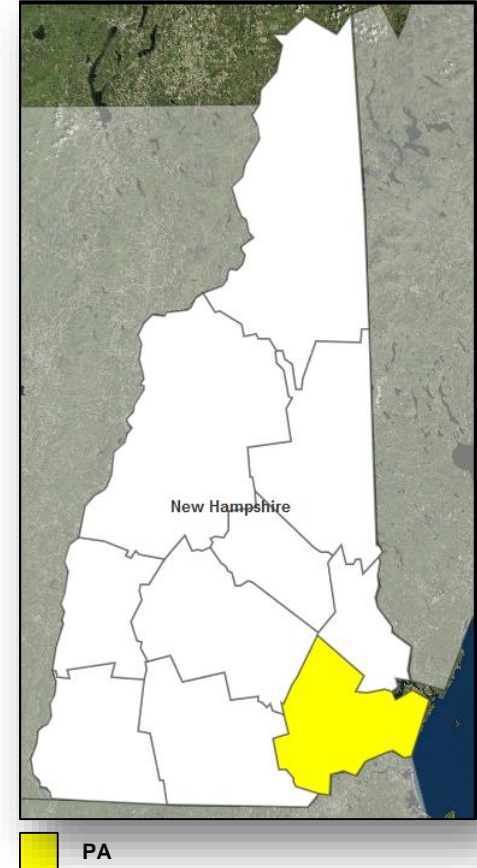
# Declaration Request



FEMA

## **New Hampshire**

- Governor requested a Major Disaster Declaration on April 5, 2018 for severe storms and flooding that occurred March 2-8, 2018
- Requesting:
  - Public Assistance for Rockingham County
  - Hazard Mitigation statewide



# Disaster Requests & Declarations



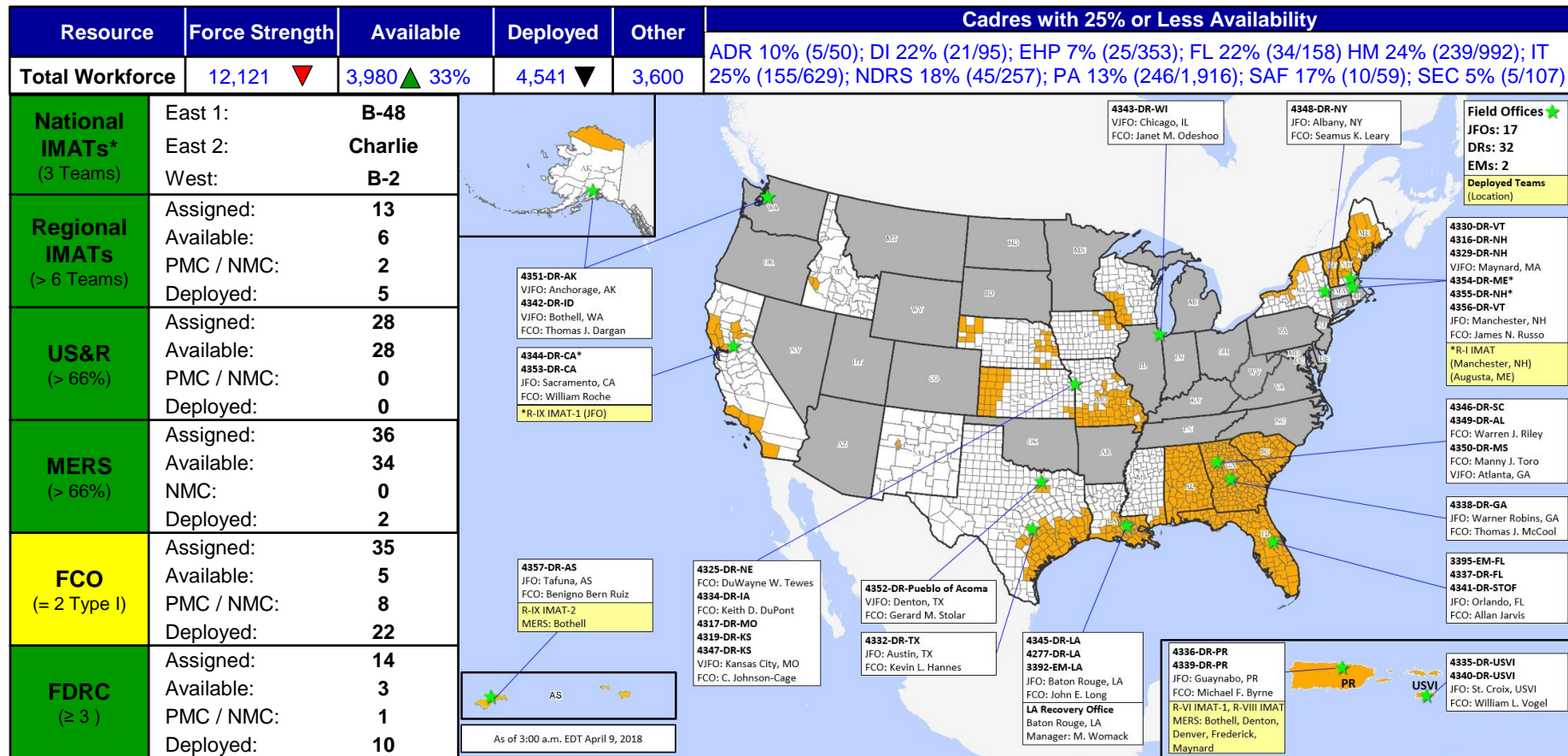
FEMA

Declaration Requests in Process					Requests APPROVED (since last report)	Requests DENIED (since last report)
7	IA	PA	HM	Date Requested	0	0
AK – DR Severe Storm		X	X	January 25, 2018		
MT – (Appeal) Wildfires		X	X	January 26, 2018		
KY – DR Severe Storm, Flooding, Landslides, and Mudslides		X	X	March 8, 2018		
WV – DR Severe Storm, Flooding, Landslides, and Mudslides		X	X	March 16, 2018		
OH – DR Severe Storms, Tornadoes, Flooding, and Landslides		X	X	March 26, 2018		
ME – DR Severe Storms and Flooding		X	X	March 30, 2018		
NH – DR Severe Storms and Flooding		X	X	April 5, 2018		

# Readiness – Deployable Teams and Assets



FEMA



\* B-2 Status: Assemble ≤ 2-hrs, On Site ≤ 18-hrs; B-48 Status: Assemble and deploy ≤ 48hrs; Charlie Status: No team assemble time requirement

# FEMA Readiness – Activation Teams



**FEMA**

Resource	Status	Total	Status	Activated Team	Activation Level	Activation Times	Reason / Comments
NWC		5	Steady State				
NRCC		2	Available				
HLT		1	Available				
RWCs/MOCs		10	Steady State				
RRCCs		10	Available				

Backup Regions: V, IV, and VII



# FEMA

**FEMA's mission is helping people  
before, during, and after disasters.**