

The Disaster Center is dedicated to the idea that disaster mitigation is cost effective and individuals pursuing their own interest are the greatest potential force for disaster reduction.

Please consider making a small donation to the Disaster Center



When disaster mitigation is cost effective, we are on the road to bringing disasters to an end.



# **FEMA**

## **Daily Operations Briefing**

**Sunday, April 1, 2018**

**8:30 a.m. EDT**

# Significant Activity – Mar 31-April 1



FEMA

**Significant Events:** None

**Tropical Activity:** None

**Significant Weather:**

- Freezing Rain – Central Plains to Ohio Valley
- Elevated Fire Weather conditions for portions of Southwest, Southern Rockies and Southern Plains
- Space Weather:
  - Past 24 hours: None
  - Next 24 hours: None

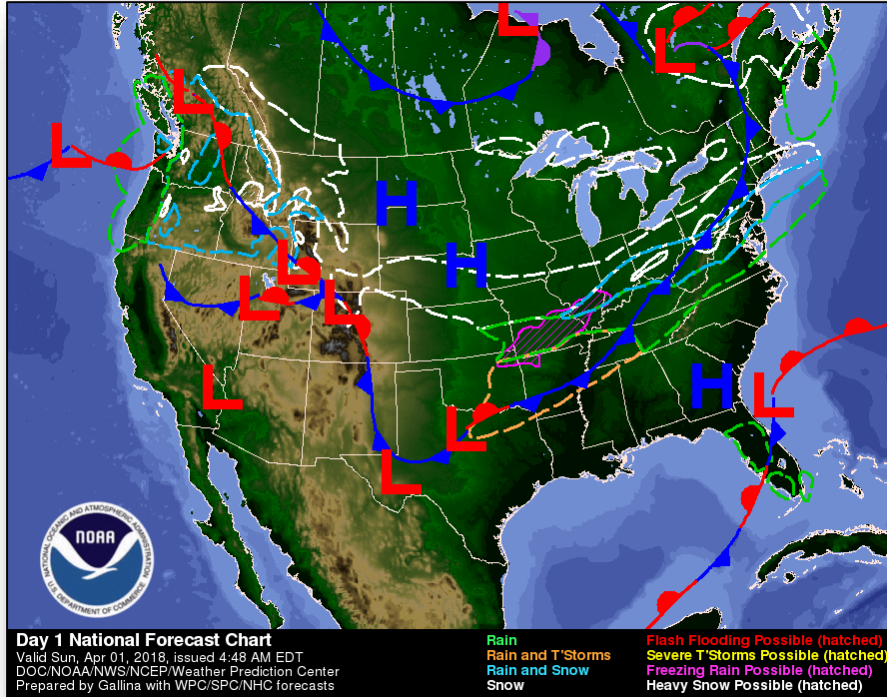
**Earthquake Activity:** No significant activity

**Declaration Activity:** None

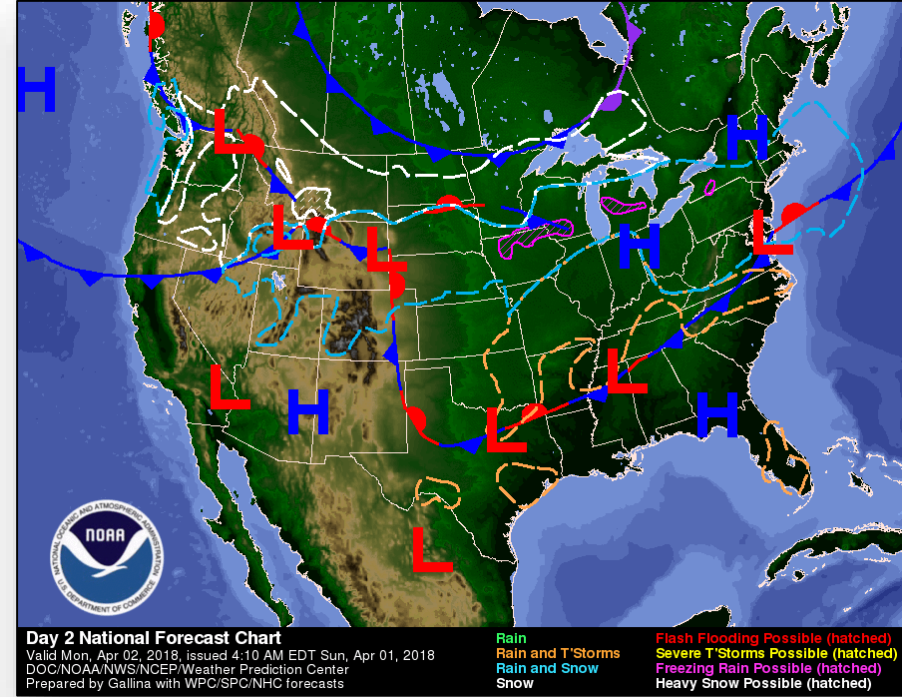
# National Weather Forecast



FEMA



*Today*

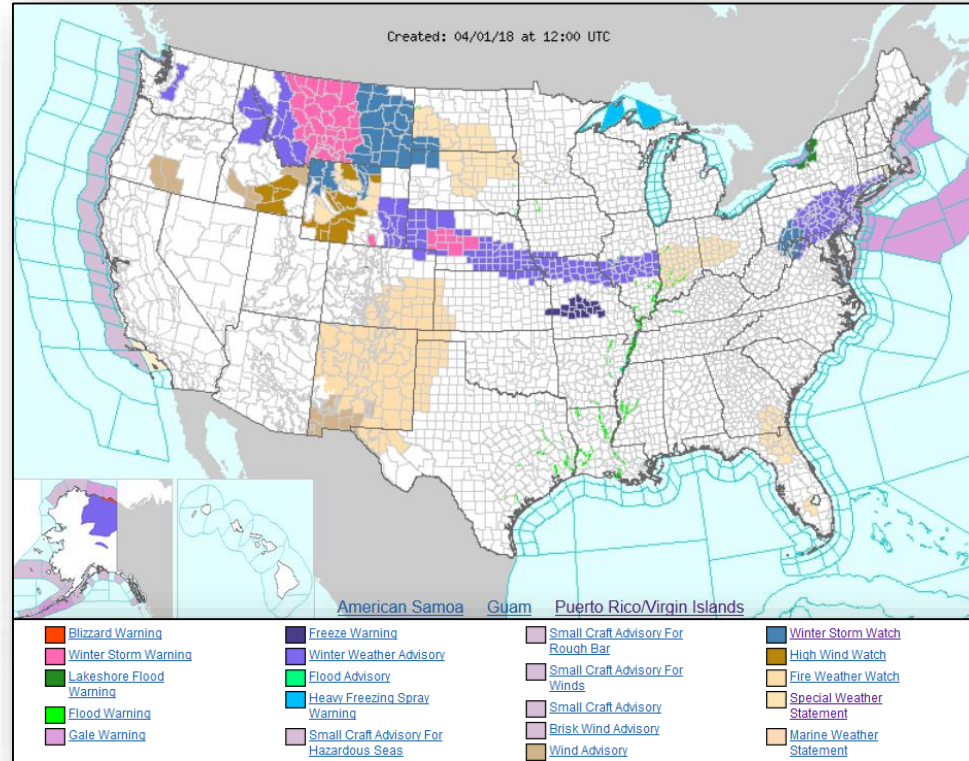


*Tomorrow*

# Active Watches and Warnings



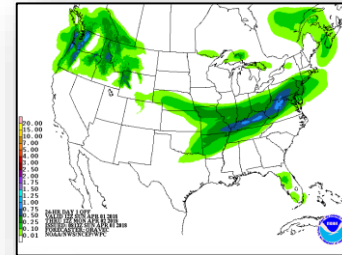
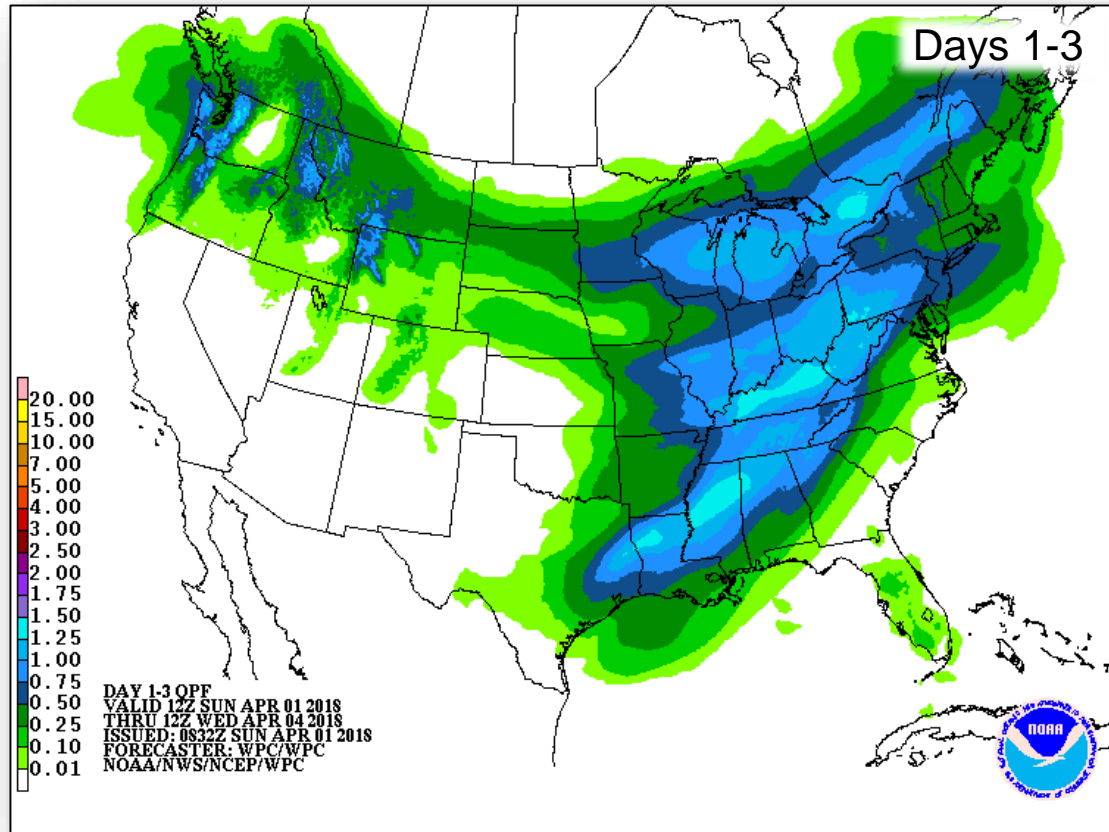
FEMA



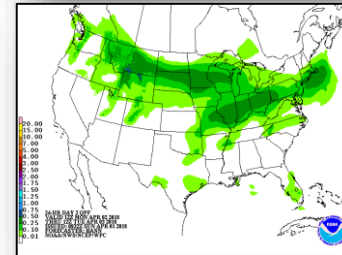
# Precipitation Forecast



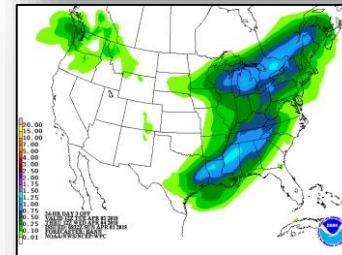
FEMA



Day 1



Day 2

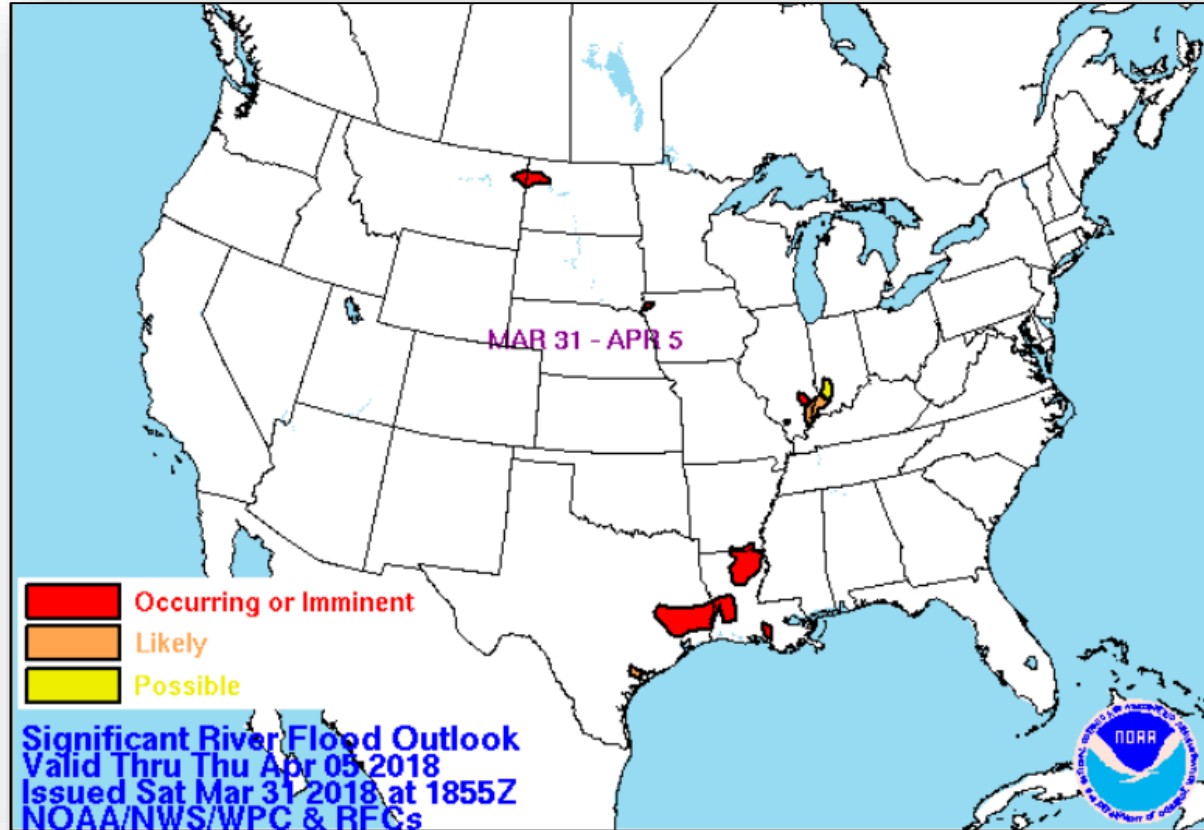


Day 3

# Significant River Flood Outlook



FEMA

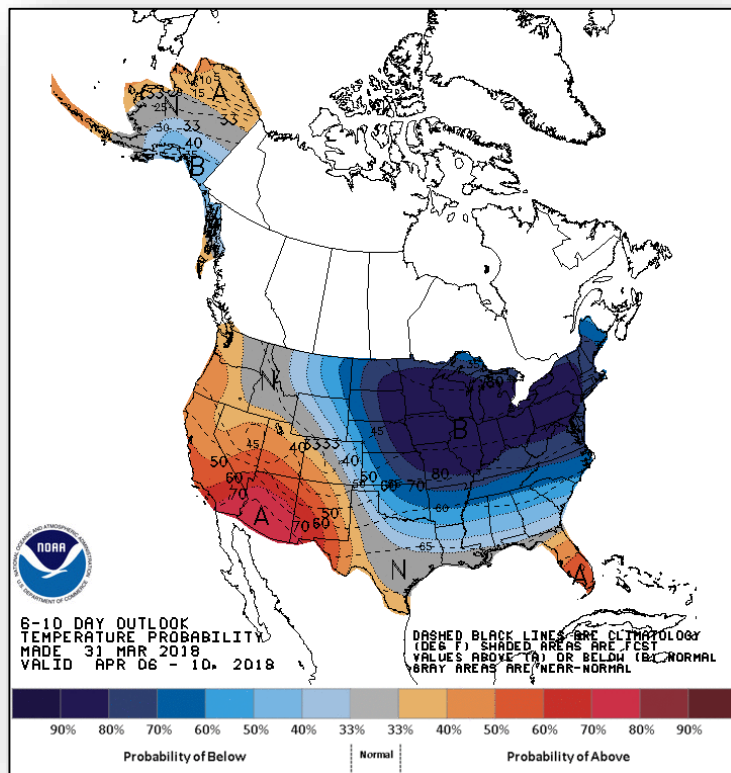




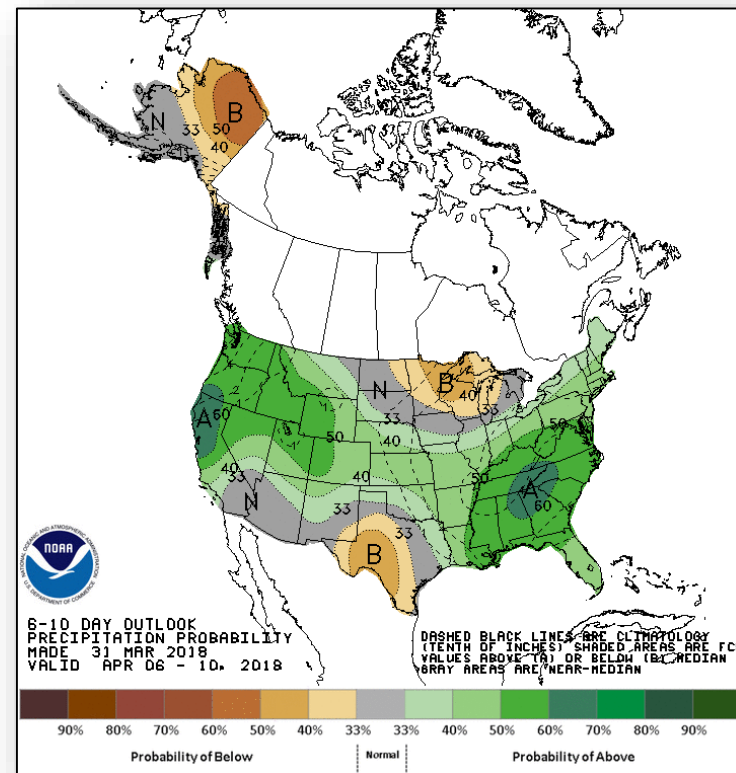
# 6-10 Day Outlooks



FEMA



**6-10 Day Temperature Probability**



**6-10 Day Precipitation Probability**



# Joint Preliminary Damage Assessments



**FEMA**

Region	State / Location	Event	IA / PA	Number of Counties		Start – End
				Requested	Completed	
I	MA	Nor'easter March 2-4, 2018	IA	7	7	3/12 – 3/20
			PA	9	3	3/15 – TBD
	NH	Coastal Storm and Flooding March 2-3, 2018	IA	0	0	N/A
			PA	1	0	3/22 – TBD
		Snow March 8, 2018	IA	0	0	N/A
			PA	3	0	3/29 – TBD
	ME	Severe Storm March 2-4, 2018	IA	0	0	N/A
			PA	1	0	3/21 – TBD
IV	KY	Flooding February 21, 2018	IA	6	6	3/19 – 3/26
			PA	34	34	3/19 – 3/31
V	IN	Flooding February 14 – March 4, 2018	IA	9	7	3/19 – TBD
			PA	36	20	3/26 – TBD

# Disaster Requests & Declarations



**FEMA**

Declaration Requests in Process					Requests APPROVED (since last report)	Requests DENIED (since last report)
5	IA	PA	HM	Date Requested	0	0
AK – DR Severe Storm		X	X	January 25, 2018		
MT – (Appeal) Wildfires		X	X	January 26, 2018		
KY – DR Severe Storm, Flooding, Landslides & Mudslides		X	X	March 8, 2018		
WV – DR Severe Storm, Flooding, Landslides & Mudslides		X	X	March 16, 2018		
OH – DR Severe Storms, Tornadoes, Flooding and Landslides		X	X	March 26, 2018		

# Readiness – Deployable Teams and Assets



FEMA

Resource	Force Strength	Available	Deployed	Other	Cadres with 25% or Less Availability
<b>Total Workforce</b>	12,146 ▼	4,052 ▲ 33%	4,509 ▼	3,585	ADR 24% (12/50); DI 24% (23/98); EHP 9% (31/350); ER 20% (8/41); HM 24% (235/996); PA 14% (276/1,924); SAF 20% (12/59); SEC 18% (19/107)
<b>National IMATs*</b> (3 Teams)	East 1: East 2: West:	<b>B-48</b> <b>Charlie</b> <b>B-2</b>			
<b>Regional IMATs</b> ( > 6 Teams)	Assigned: Available: PMC / NMC: Deployed:	<b>13</b> <b>7</b> <b>3</b> <b>3</b>			
<b>US&amp;R</b> ( > 66%)	Assigned: Available: PMC / NMC: Deployed:	<b>28</b> <b>28</b> <b>0</b> <b>0</b>			
<b>MERS</b> ( > 66%)	Assigned: Available: NMC: Deployed:	<b>36</b> <b>35</b> <b>0</b> <b>1</b>			
<b>FCO</b> ( ≤ 1 Type I)	Assigned: Available: PMC / NMC: Deployed:	<b>35</b> <b>4</b> <b>7</b> <b>24</b>			
<b>FDRC</b> ( ≥ 3 )	Assigned: Available: PMC / NMC: Deployed:	<b>14</b> <b>4</b> <b>1</b> <b>9</b>	<p>As of 3:00 a.m. EDT April 1, 2018</p>		

\* B-2 Status: Assemble ≤ 2-hrs, On Site ≤ 18-hrs; B-48 Status: Assemble and deploy ≤ 48hrs; Charlie Status: No team assemble time requirement

# FEMA Readiness – Activation Teams



**FEMA**

Resource	Status	Total	Status	Activated Team	Activation Level	Activation Times	Reason / Comments
NWC		5	Steady State				
NRCC		2	Available				
HLT		1	Available				
RWCs/MOCs		10	Steady State				
RRCCs		10	Available				

Backup Regions: VIII, V, & II



# FEMA

**FEMA's mission is helping people  
before, during, and after disasters.**