

The Disaster Center is dedicated to the idea that disaster mitigation is cost effective and individuals pursuing their own interest are the greatest potential force for disaster reduction.

Please consider making a small donation to the Disaster Center



When disaster mitigation is cost effective, we are on the road to bringing disasters to an end.



FEMA

Daily Operations Briefing

Sunday, April 10, 2016

8:30 a.m. EDT

Significant Activity: April 9-10



Significant Events: None

Significant Weather:

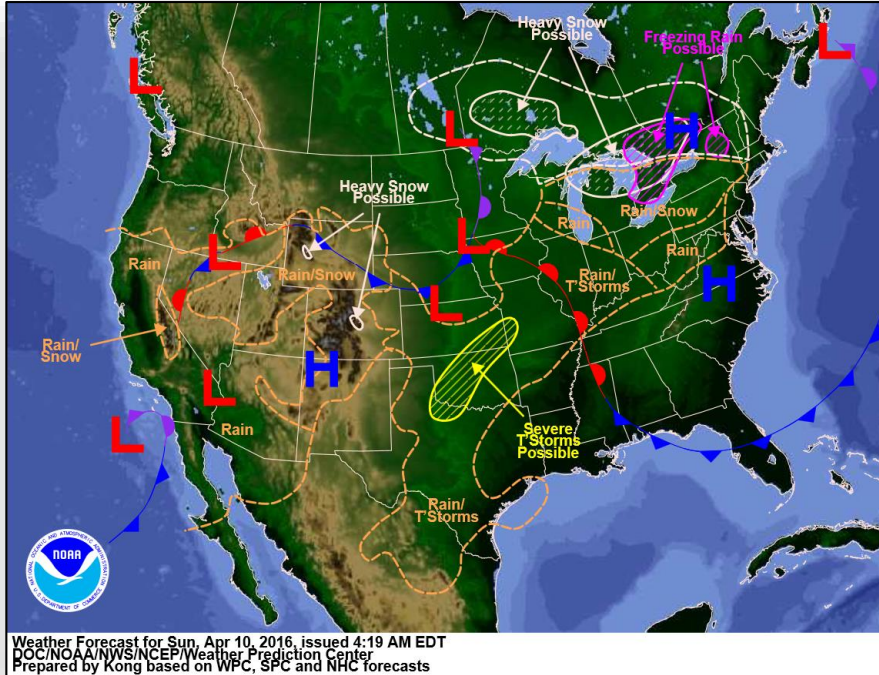
- Slight risk for severe thunderstorms – Central/Southern Plains & Lower MS Valley
- Hard Freeze Warnings – Ohio Valley/Central Appalachians
- Red Flag Warning – Southwest TX
- Elevated/Critical Fire Weather – NM, TX, and OK
- Space weather – No space weather storms observed in the past 24 hours; no space weather storms predicted to occur in the next 24 hours

Tropical Activity: No activity affecting the U.S. or its territories

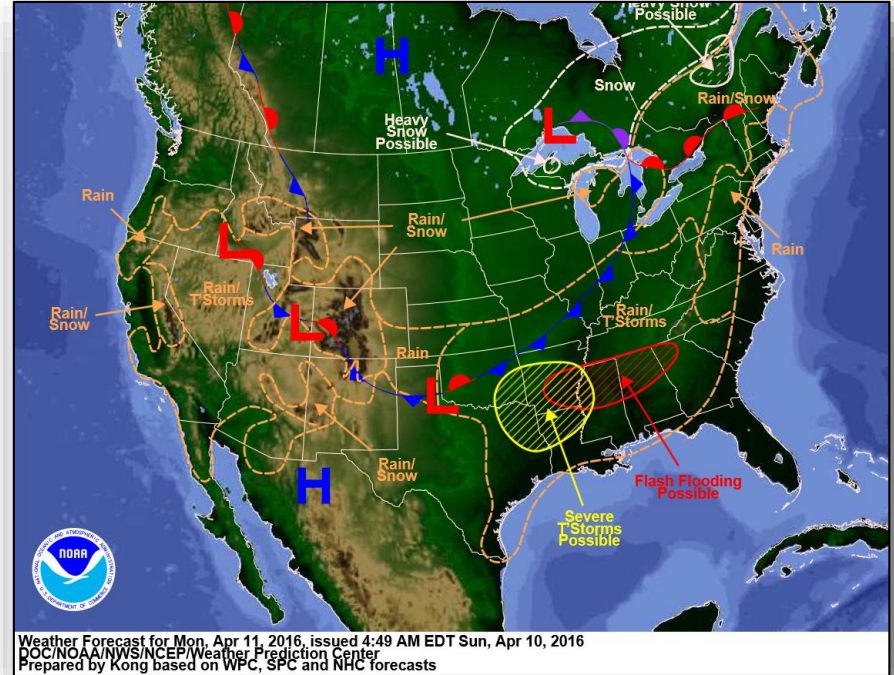
Earthquake Activity: No significant activity

Declaration Activity: None

National Weather Forecast



Today

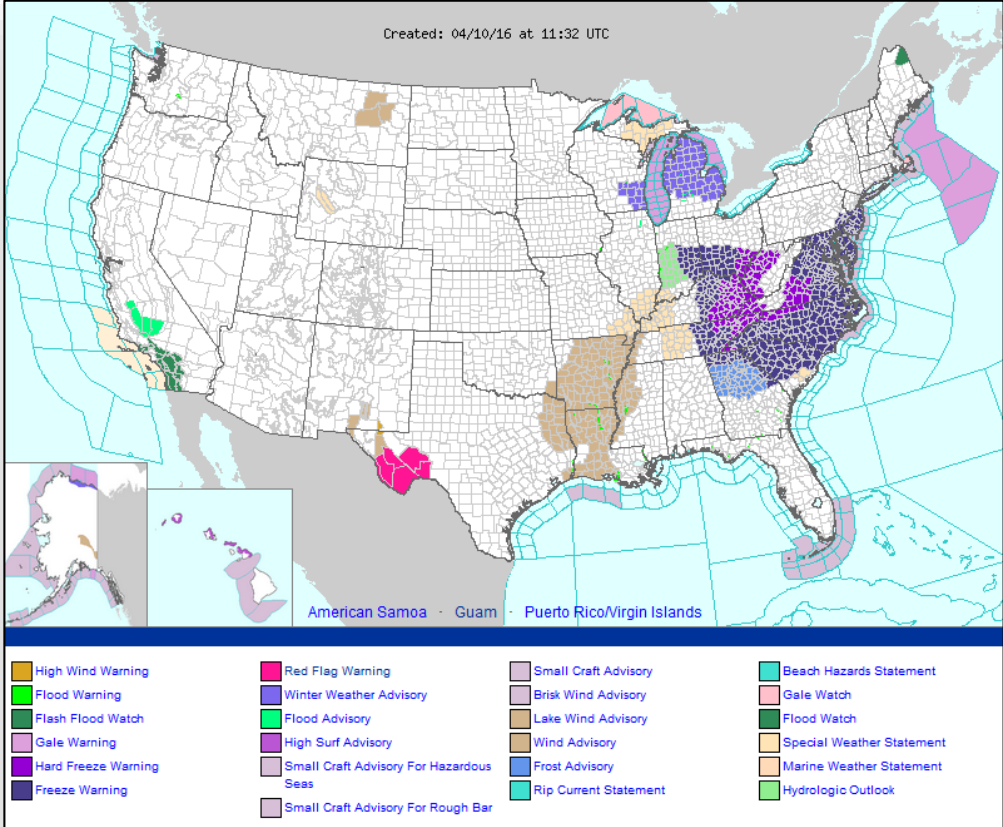


Tomorrow

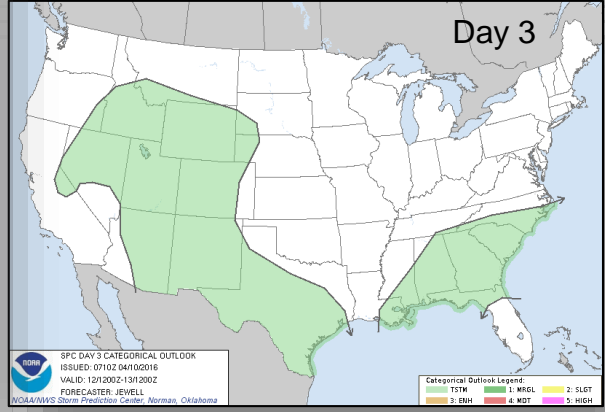
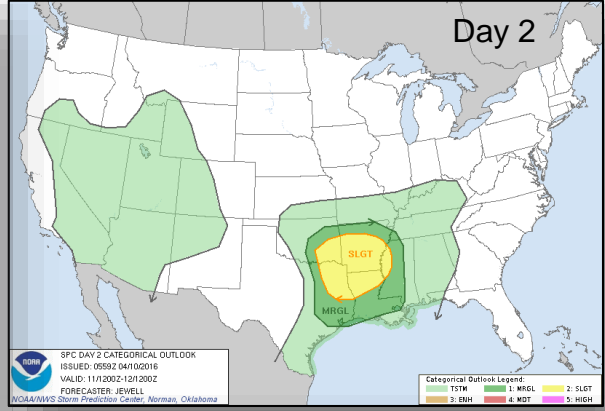
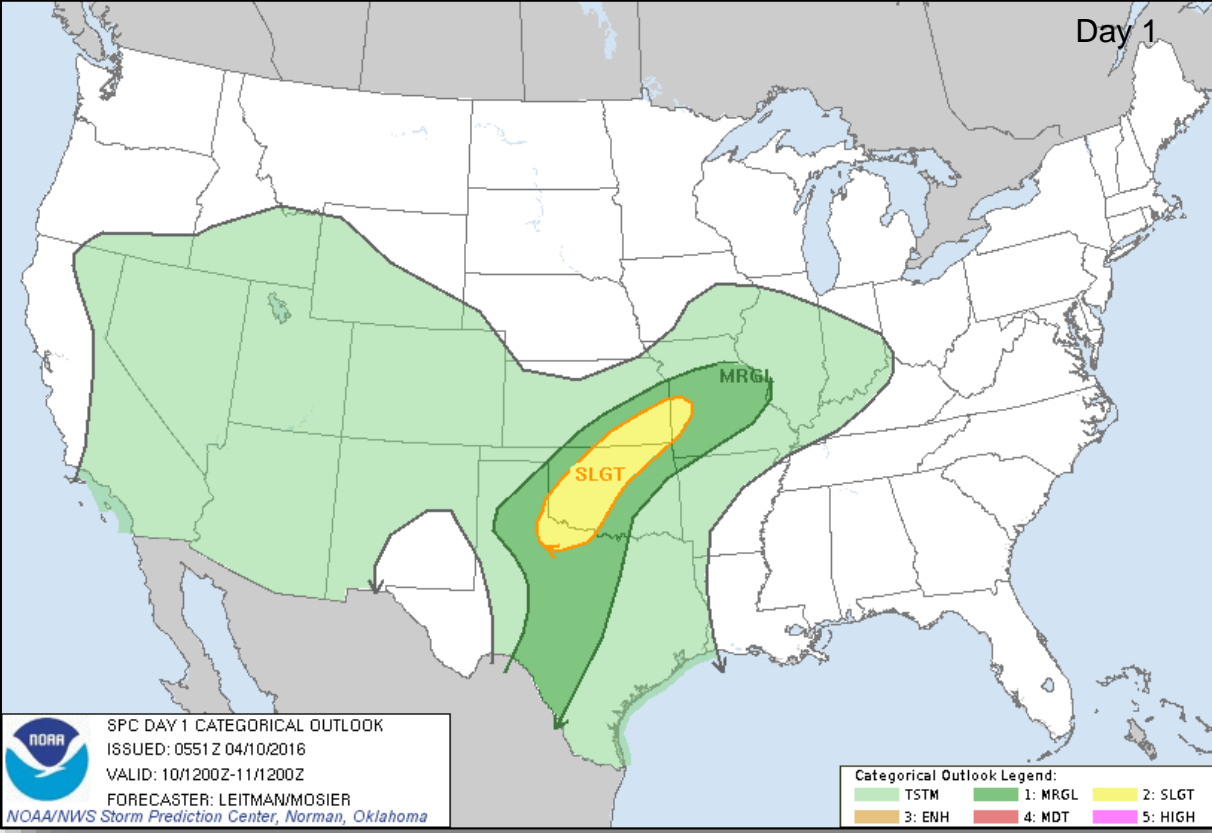
Active Watches/Warnings



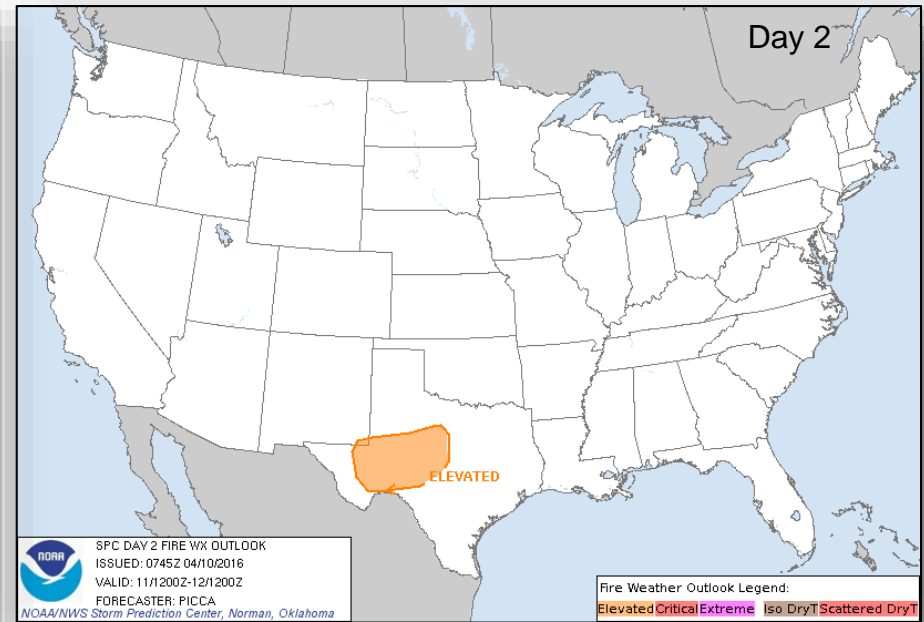
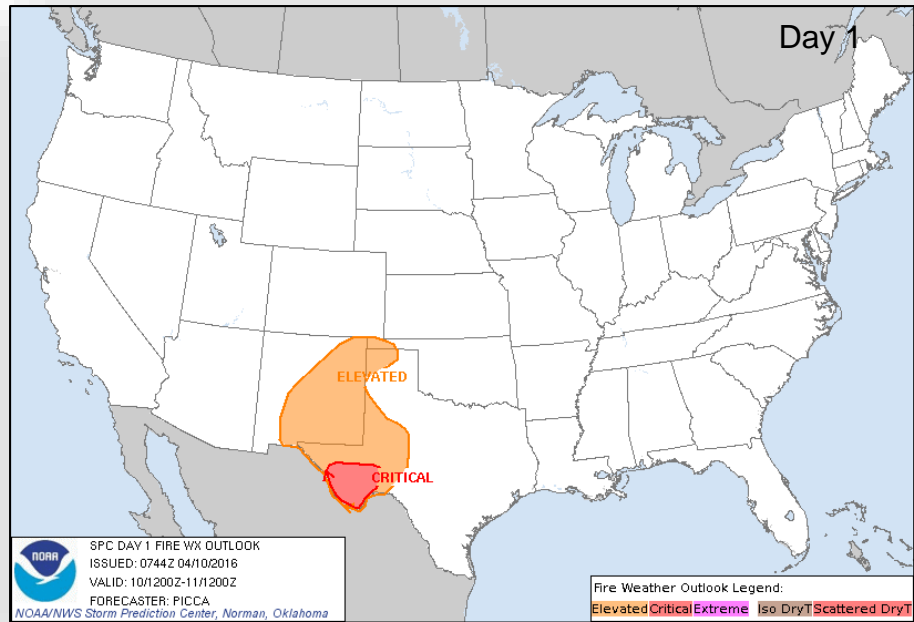
FEMA



Convective Outlook Days 1-3



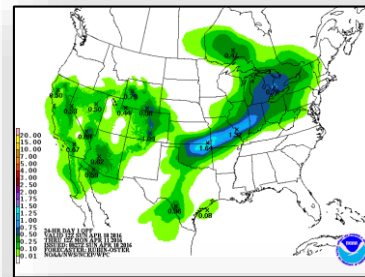
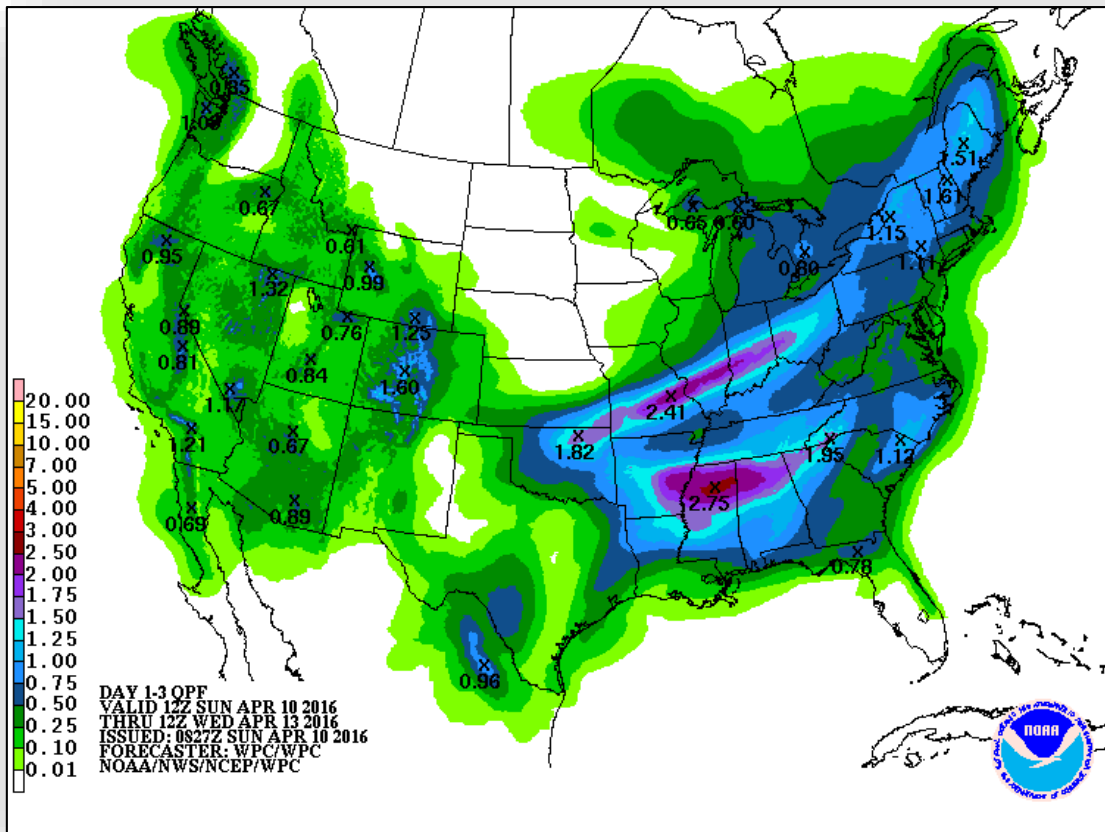
Fire Weather Outlook



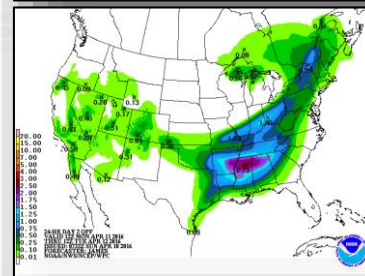
Precipitation Forecast, 1-3 Day



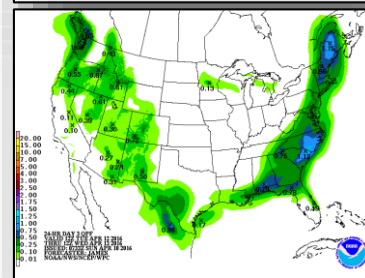
FEMA



Day 1

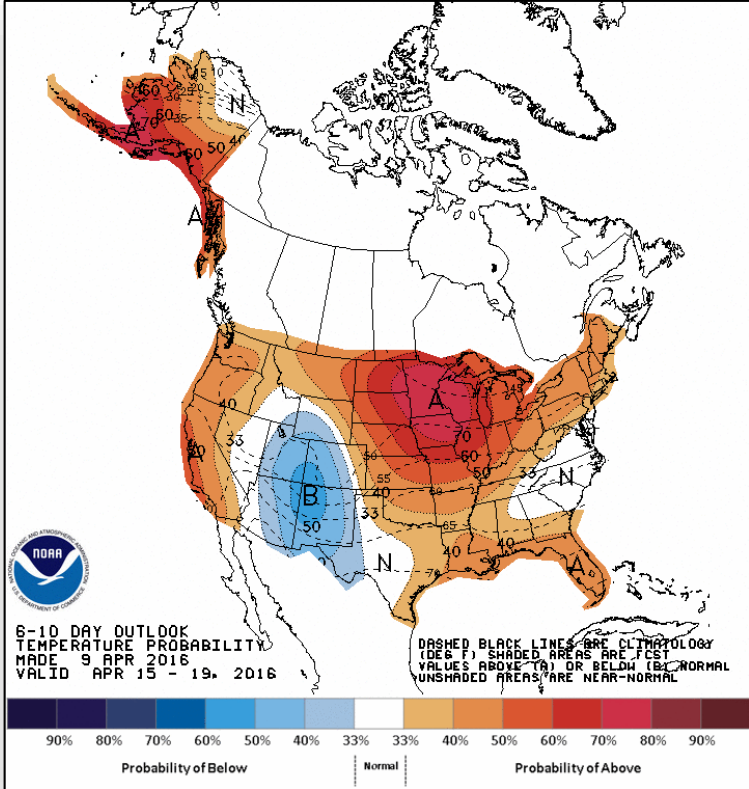


Day 2

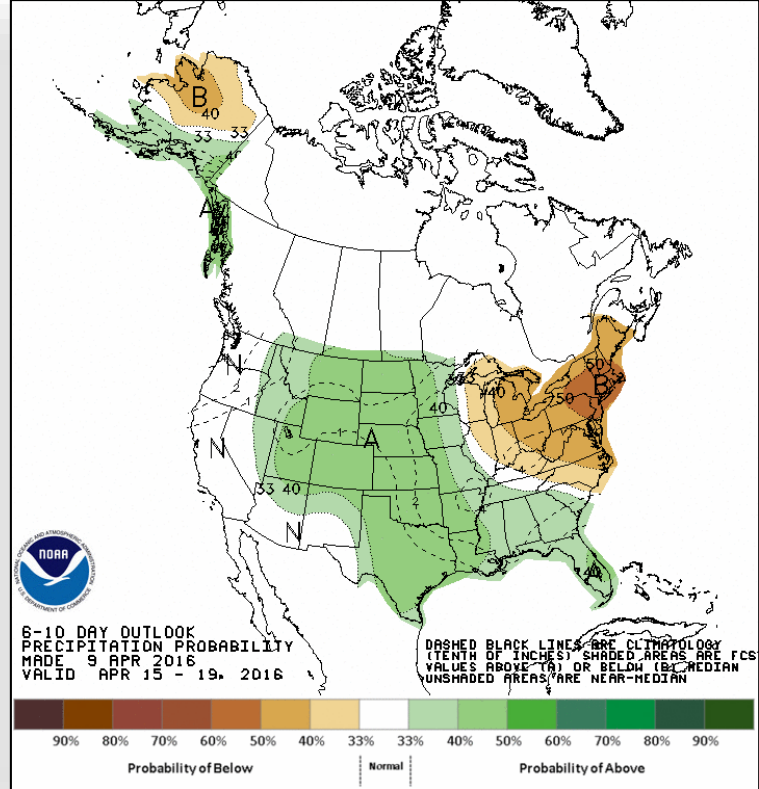


Day 3

6-10 Day Outlooks



Temperature Probability

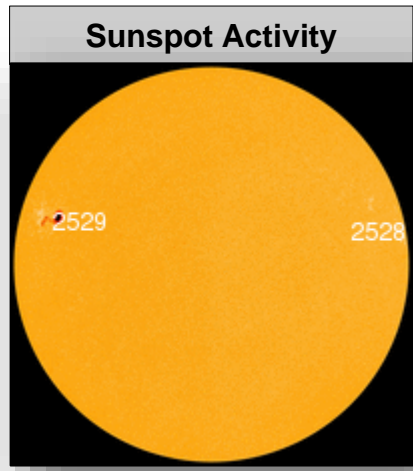
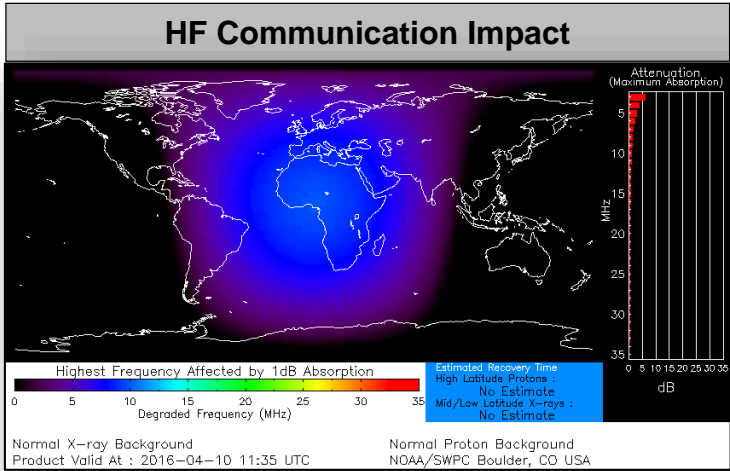


Precipitation Probability

Space Weather



| | Past 24 Hours | Current | Next 24 Hours |
|-------------------------------|---------------|-------------|---------------|
| Space Weather Activity | None | None | None |
| Geomagnetic Storms | None | None | None |
| Solar Radiation Storms | None | None | None |
| Radio Blackouts | None | None | None |

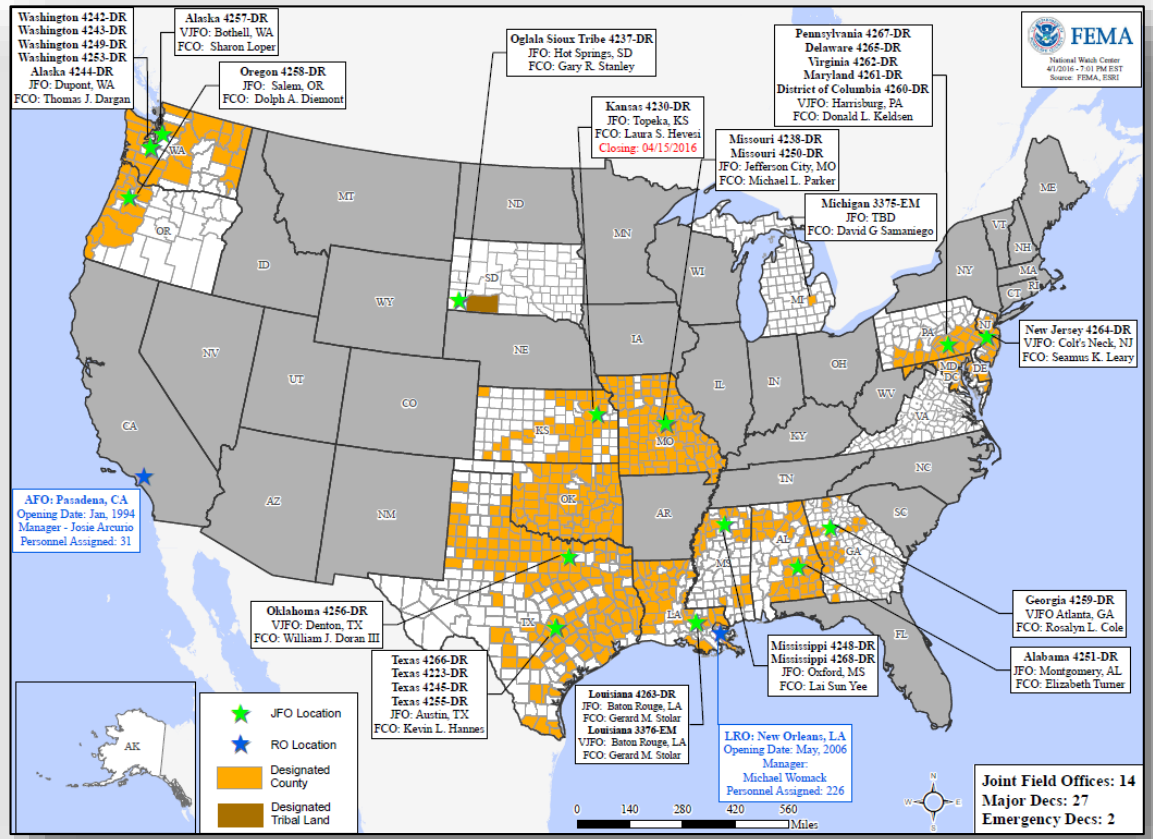


Disaster Requests & Declarations



| Declaration Requests in Process | | Requests APPROVED (since last report) | Requests DENIED (since last report) |
|--|----------------|--|--|
| 2 | Date Requested | 0 | 0 |
| LA – DR Flooding | March 2, 2016 | | |
| Marshall Islands – Severe Drought <i>*This request was made pursuant to the Compact of Free Association</i> | April 1, 2016 | | |

Open Field Offices as of April 10, 2016



Wildfire Summary



| Fire Name (County) | FMAG # | Acres burned | % Contained Est. Containment date | Evacuations (Residents) | Structures Threatened | Structures Damaged/ Destroyed | Fatalities / Injuries |
|---|-----------------|-----------------|--|----------------------------|--------------------------|-------------------------------------|--------------------------|
| Oklahoma (1) | | | | | | | |
| 350 Fire Complex - <i>FINAL</i> (Woodward County) | FEMA-5122-FM-OK | 57,440 | 70% | Lifted | 825 (750 homes) | 0/0 | 0/0 |

FEMA Readiness – Deployable Teams/Assets



| Deployable Teams/Assets | | | | | | | | | |
|-------------------------|--------|-------|---------------|------|---------------------|---------------|-------------------------------|--|---|
| Resource | Status | Total | FMC Available | | Partially Available | Not Available | Detailed, Deployed, Activated | Comments | Rating Criterion |
| FCO | Yellow | 34 | 15 | 44% | 0 | 1 | 18 | | OFDC Readiness: FCO Green Yellow Red Type 1 3+ 2 1 Type 2 4+ 3 2 Type 3 4 3 2 FDRC 3 2 1 |
| FDRC | Green | 9 | 6 | 66% | 0 | 0 | 3 | | |
| US&R | Green | 27 | 27 | 100% | 0 | 0 | 0 | | <ul style="list-style-type: none"> • Green = Available/FMC • Yellow = Available/PMC • Red = Out-of-Service • Blue = Assigned/Deployed |
| National IMAT | Yellow | 3 | 2 | 67% | 0 | 0 | 1 | National IMAT West deployed to LA (4263-LA) | <ul style="list-style-type: none"> • Green: 3 avail • Yellow: 1-2 avail • Red: 0 avail (<i>Individual N-IMAT red if 50% of Section Chiefs and/or Team Leader is unavailable for deployment.</i>) |
| Regional IMAT | Red | 13 | 3 | 23% | 0 | 1 | 9 | <u>Deployed:</u> RI to LA (4263-LA) RII to TX (4266-TX) RIII to PA (4260-DC; 4261-MD; 4262-VA; 4265-DE; 4267-PA) RIV Team 2 to MS (4248-DR) RV to MI (3375-MI) RVI Team 1 to TX (4266-TX); Team 2 to LA (4263-LA) RVII Reconstituting through 4/15 RVIII to LA (4263-LA) RIX Team 2 to OR (4258-OR) | <ul style="list-style-type: none"> • Green: 7 or more avail • Yellow: 4 - 6 teams available • Red: > 8 teams deployed/unavailable R-IMAT also red if TL Ops/Log Chief is unavailable & has no qualified replacement |
| MERS Teams | Yellow | 18 | 11 | 61% | 0 | 0 | 7 | <u>Deployed:</u> Denton: 2 teams to LA, 1 team to TX Denver: 3 teams to TX Thomasville: 1 team to MS | <ul style="list-style-type: none"> • Green = >66% available • Yellow = 33% to 66% available • Red = <33% available |

FEMA Readiness – National/Regional Teams



| National/Regional Teams | | | | | | | | | |
|-------------------------|--------|-------|---------------|------|---------------------|---------------|---------------|----------|--|
| Resource | Status | Total | FMC Available | | Partially Available | Not Available | Status | Comments | Rating Criterion |
| NWC | | 5 | 5 | 100% | 0 | 0 | Not Activated | | <ul style="list-style-type: none"> • Green = FMC • Yellow = PMC • Red = NMC |
| NRCC | | 2 | 344 | 89% | 0 | 44 | Not Activated | | |
| HLT | | 1 | N/A | N/A | 0 | 0 | Not Activated | | |
| DEST | | | | | | | Not Activated | | |
| RRCCs | | 10 | 10 | 100% | 0 | 0 | Not Activated | | |
| RWCs/MOCs | | 10 | 10 | 100% | 0 | 0 | Not Activated | | |



FEMA

FEMA's mission is to support our citizens and first responders to ensure that as a nation we work together to build, sustain, and improve our capability to prepare for, protect against, respond to, recover from, and mitigate all hazards.