

The Disaster Center is dedicated to the idea that disaster mitigation is cost effective and individuals pursuing their own interest are the greatest potential force for disaster reduction.

Please consider making a small donation to the Disaster Center



When disaster mitigation is cost effective, we are on the road to bringing disasters to an end.



FEMA

Daily Operations Briefing

Tuesday, April 10, 2018

8:30 a.m. EDT

Significant Activity – April 9-10



FEMA

Significant Events: None

Tropical Activity:

- Western Pacific – No activity affecting U.S. interests

Significant Weather:

- Rain and Thunderstorms – TX and Southeastern U.S.
- Flash Flooding possible – Northcentral FL
- Elevated Fire Weather – NM
- Red Flag Warnings – NM, CO, KS, and southwestern NE
- Space Weather:
 - Past 24 hours: None observed
 - Next 24 hours: Minor; Geomagnetic storms reaching the G1 level likely

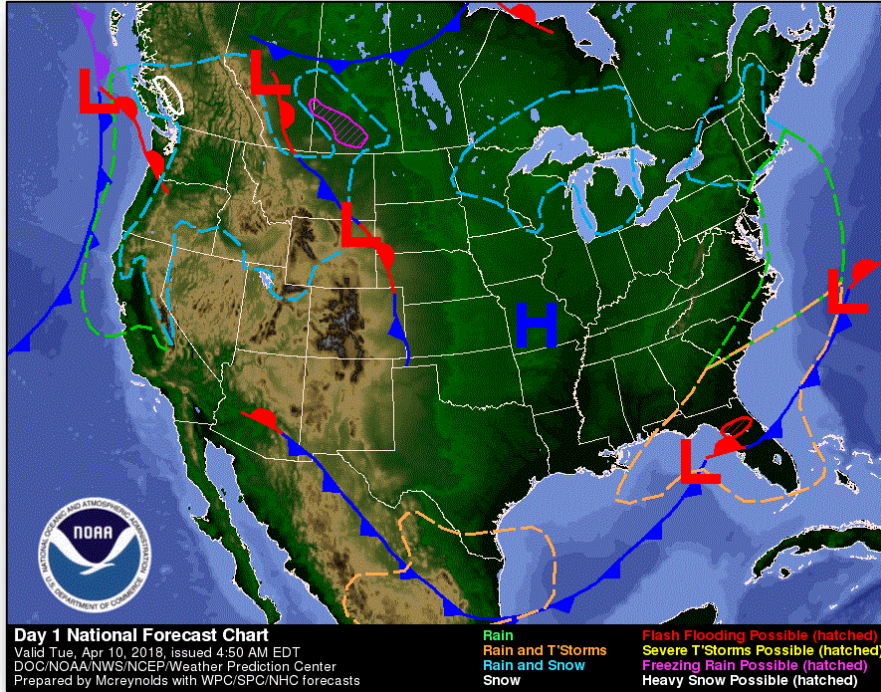
Earthquake Activity: No significant activity

Declaration Activity: None

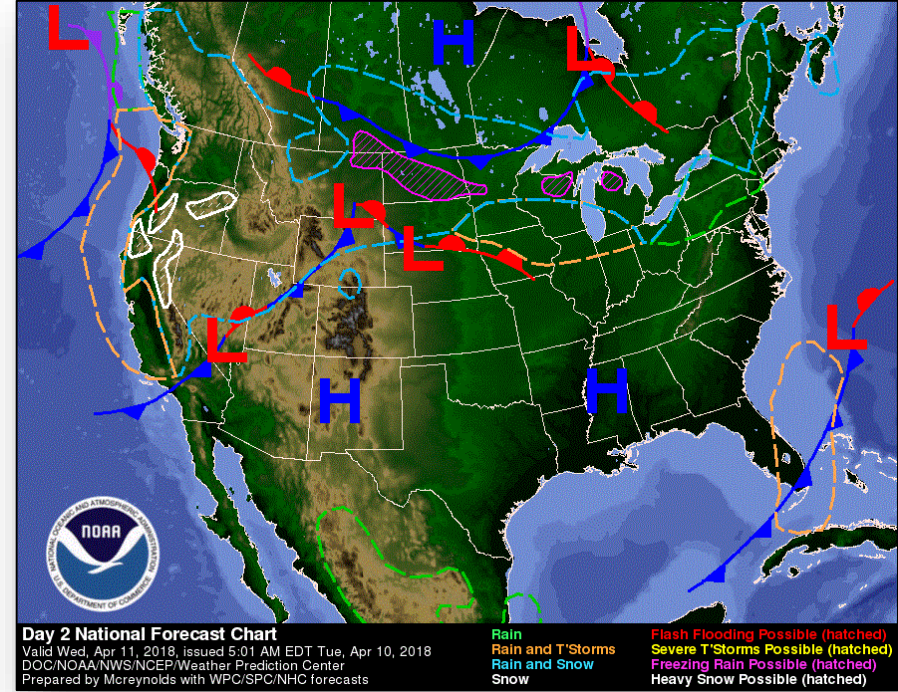
National Weather Forecast



FEMA



Today

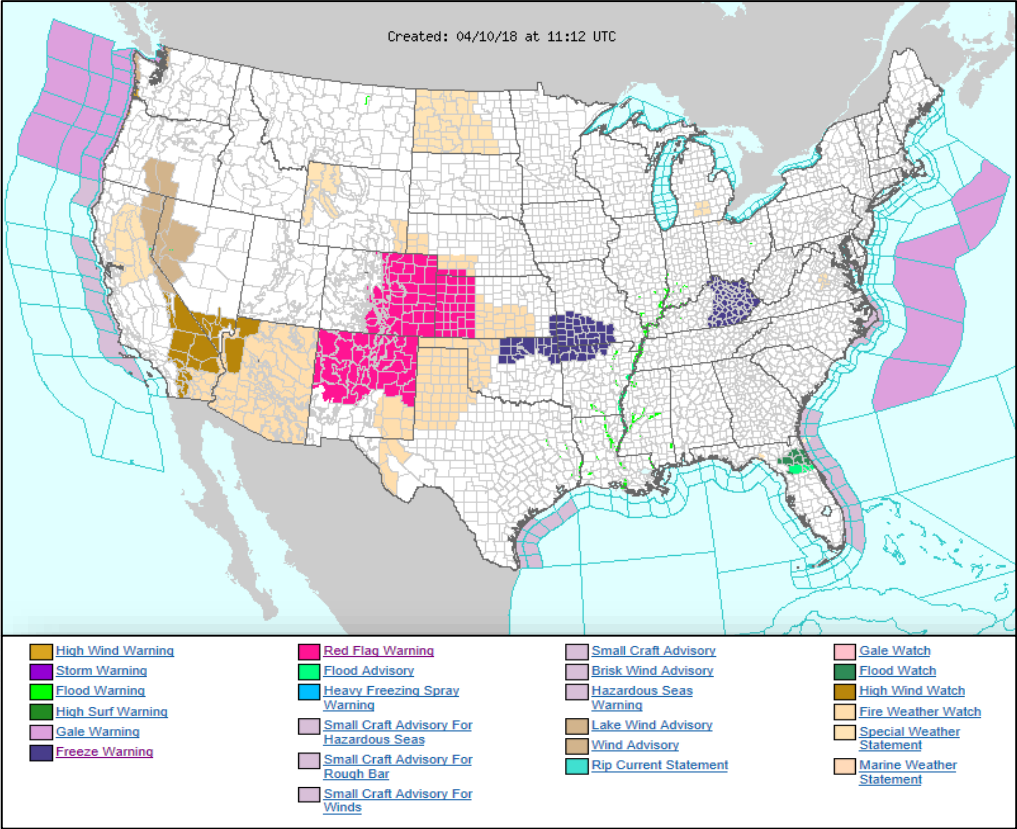


Tomorrow

Active Watches and Warnings



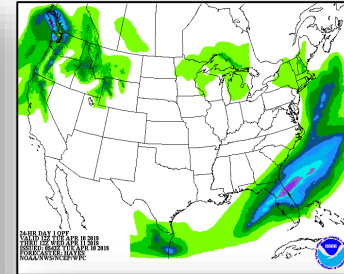
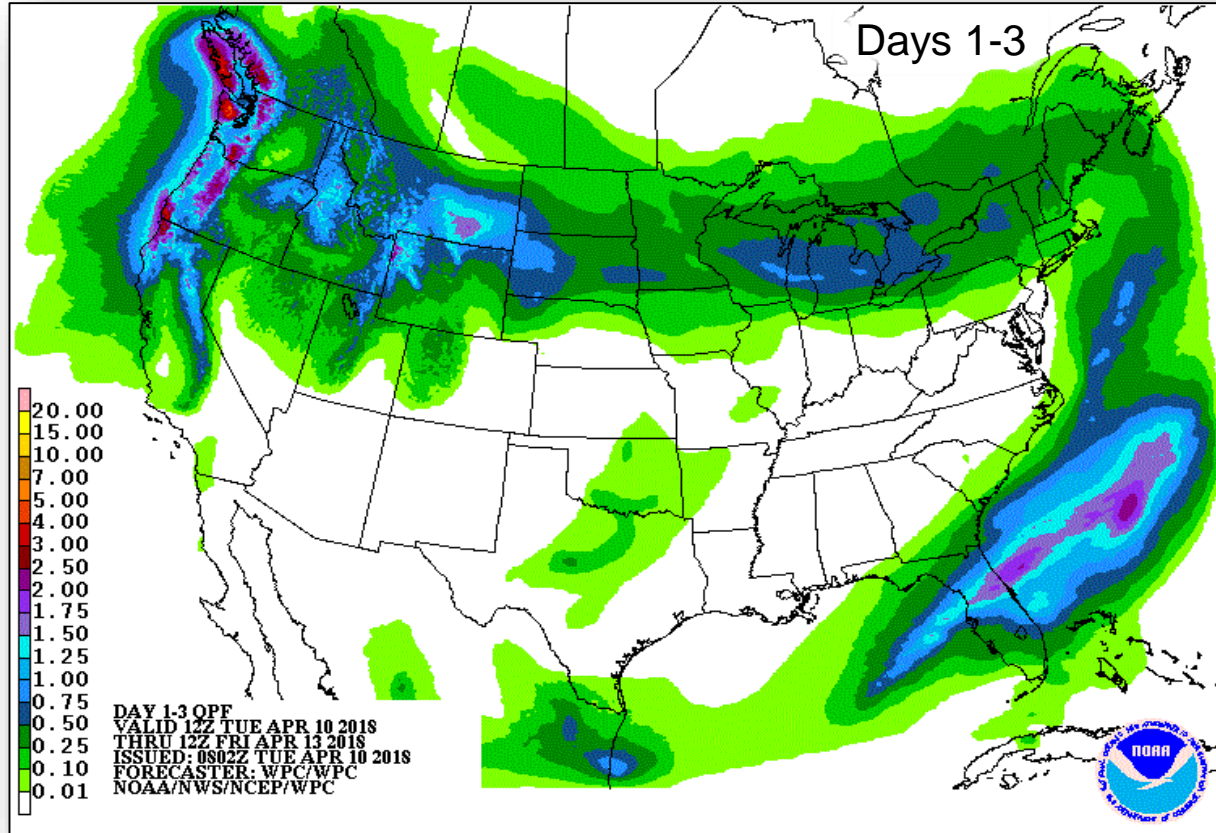
FEMA



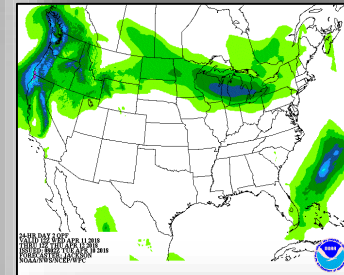
Precipitation Forecast



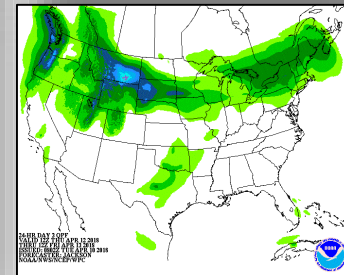
FEMA



Day 1



Day 2

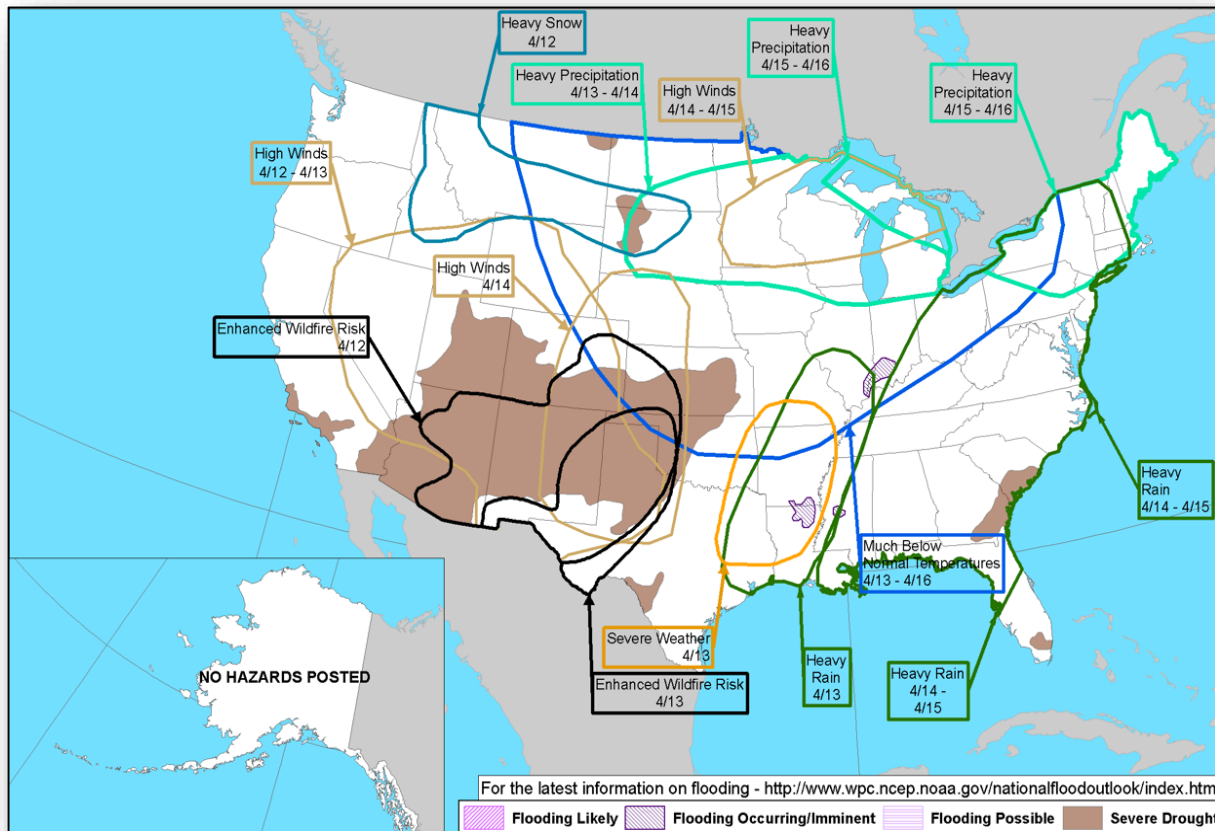


Day 3

Hazards Outlook – Apr 12-16



FEMA

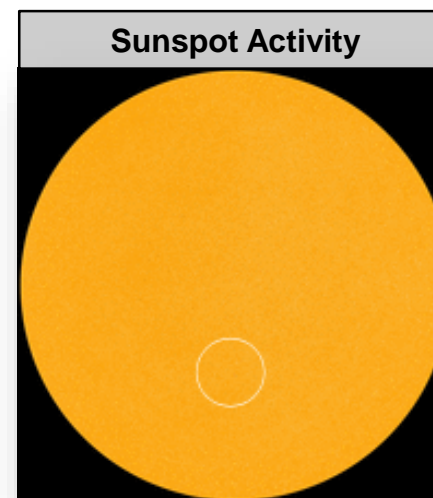



Space Weather



FEMA

	Space Weather Activity	Geomagnetic Storms	Solar Radiation	Radio Blackouts
Past 24 Hours	None	None	None	None
Next 24 Hours	Minor	G1	None	None
For further information on NOAA Space Weather Scales refer to: http://www.swpc.noaa.gov/noaa-scales-explanation				



Joint Preliminary Damage Assessments



FEMA

Region	State / Location	Event	IA / PA	Number of Counties		Start – End
				Requested	Completed	
I	MA	Nor'easter/Severe Storm March 2-4, 2018	IA	7	7	3/12 – 3/20
			PA	9	4	3/15 – TBD
	NH	Snow March 13-14, 2018	IA	0	0	N/A
			PA	3	0	3/29 – TBD
IX	CA	Rain and Storms March 20-23, 2018	IA	0	0	N/A
			PA	4	0	4/10 – TBD

Disaster Requests & Declarations



FEMA

Declaration Requests in Process					Requests APPROVED (since last report)	Requests DENIED (since last report)
7	IA	PA	HM	Date Requested	0	0
AK – DR Severe Storm		X	X	January 25, 2018		
MT – (Appeal) Wildfires		X	X	January 26, 2018		
KY – DR Severe Storm, Flooding, Landslides, and Mudslides		X	X	March 8, 2018		
WV – DR Severe Storm, Flooding, Landslides, and Mudslides		X	X	March 16, 2018		
OH – DR Severe Storms, Tornadoes, Flooding, and Landslides		X	X	March 26, 2018		
ME – DR Severe Storms and Flooding		X	X	March 30, 2018		
NH – DR Severe Storms and Flooding		X	X	April 5, 2018		

Readiness – Deployable Teams and Assets



FEMA

Resource	Force Strength	Available	Deployed	Other	Cadres with 25% or Less Availability
Total Workforce	12,132 ▲	3,880 ▼ 32%	4,646 ▲	3,606	ADR 10% (5/50); DI 23% (22/95); EHP 6% (22/353); FL 21% (33/158) HM 23% (229/992); LOG 25% (315/1,262); NDRS 10% (26/257); PA 13% (253/1,920); SAF 17% (10/60); SEC 5% (5/107)
National IMATs* (3 Teams)	East 1: East 2: West:	B-48 Charlie B-2			
Regional IMATs (>6 Teams)	Assigned: Available: PMC / NMC: Deployed:	13 6 2 5			
US&R (> 66%)	Assigned: Available: PMC / NMC: Deployed:	28 28 0 0			
MERS (> 66%)	Assigned: Available: NMC: Deployed:	36 34 0 2			
FCO (≥3 Type I)	Assigned: Available: PMC / NMC: Deployed:	35 9 (+4) 7 (-1) 19 (-3)			
FDRC	Assigned: Available: PMC / NMC: Deployed:	14 3 1 10	<p>As of 3:00 a.m. EDT April 10, 2018</p>		

* B-2 Status: Assemble ≤ 2-hrs, On Site ≤ 18-hrs; B-48 Status: Assemble and deploy ≤ 48hrs; Charlie Status: No team assemble time requirement

FEMA Readiness – Activation Teams



FEMA

Resource	Status	Total	Status	Activated Team	Activation Level	Activation Times	Reason / Comments
NWC		5	Steady State				
NRCC		2	Available				
HLT		1	Available				
RWCs/MOCs		10	Steady State				
RRCCs		10	Available				

Backup Regions: V, IV, and VII



FEMA

**FEMA's mission is helping people
before, during, and after disasters.**