

The Disaster Center is dedicated to the idea that disaster mitigation is cost effective and individuals pursuing their own interest are the greatest potential force for disaster reduction.

Please consider making a small donation to the Disaster Center



When disaster mitigation is cost effective, we are on the road to bringing disasters to an end.



FEMA

Daily Operations Briefing

Sunday, April 12, 2015

8:30 a.m. EDT

Significant Activity: April 11-12



Significant Events: None

Significant Weather:

- Severe Thunderstorms – Central Plains/Middle Mississippi Valley
- Flash Flooding – Southern Plains/Lower Mississippi Valley
- Rain & Thunderstorms – Southwest/Northern Plains/Upper Mississippi Valley to Great Lakes/Southeast
- Rain & Snow – Northern Rockies/Plains
- Rain – Pacific Northwest, Great Lakes to Southern Appalachians
- Critical/Elevated Fire Weather: MT, CO, WY, KS, NE, ND, SD & MN
- Red Flag Warnings: MT, CO, WY, KS, NE, ND & SD
- Space Weather Storms: No storms in the past 24 hours and no storms expected in the next 24 hours

Tropical Activity: None affecting U.S. interests

Disaster Activity: None

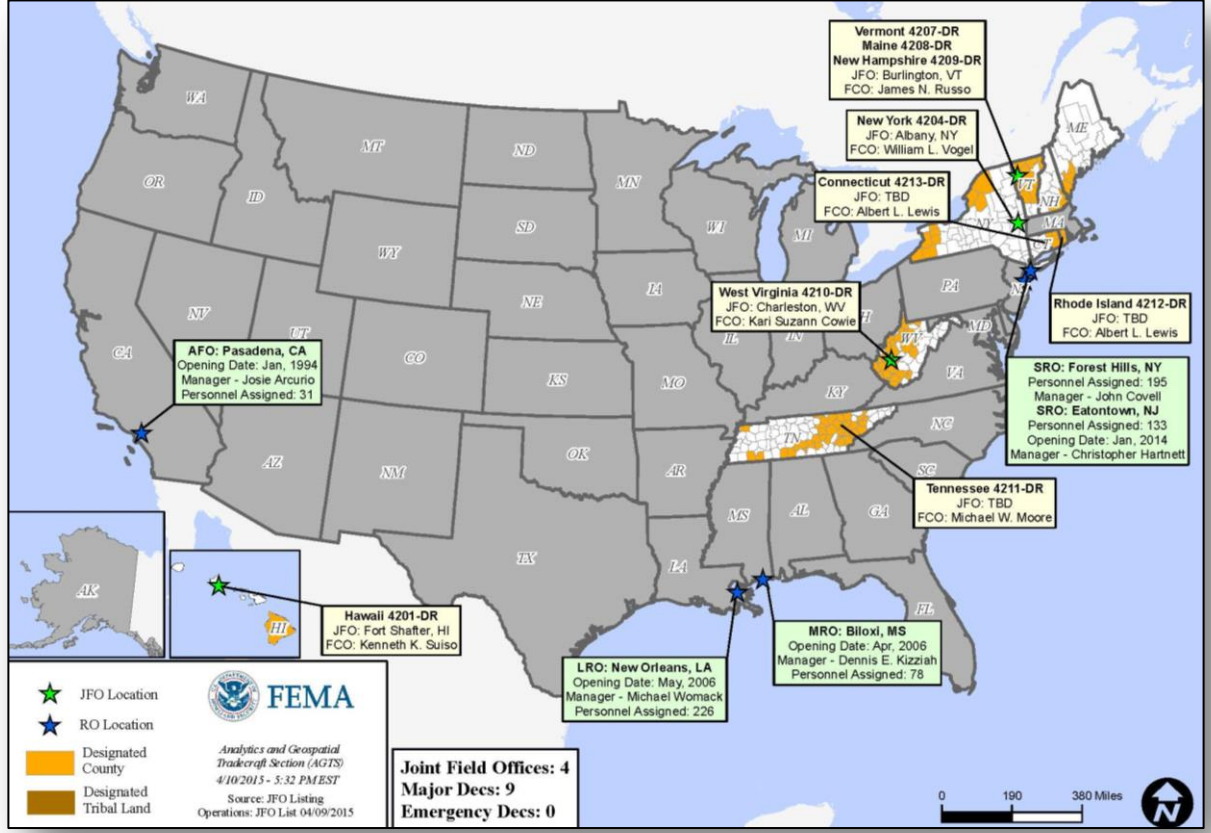
FEMA Readiness: No activity

Disaster Requests & Declarations



Declaration Requests in Process		Requests APPROVED (since last report)	Requests DENIED (since last report)
2	Date Requested	0	0
MA – DR Severe Winter Storm and Snowstorm	March 27, 2015		
GA – DR Severe Winter Storm	April 6, 2015		

Open Field Offices as of April 12

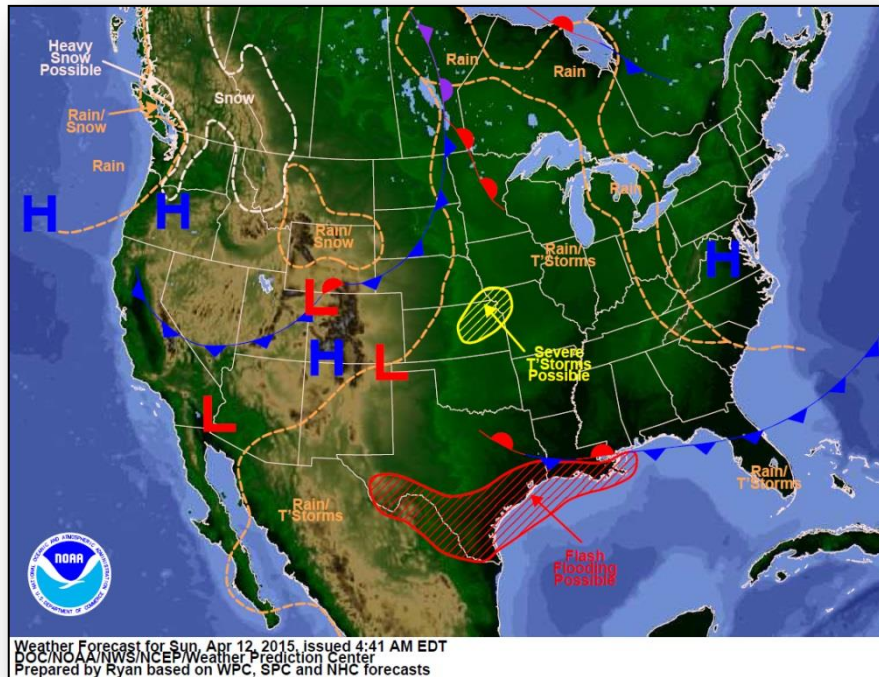


Joint Preliminary Damage Assessments

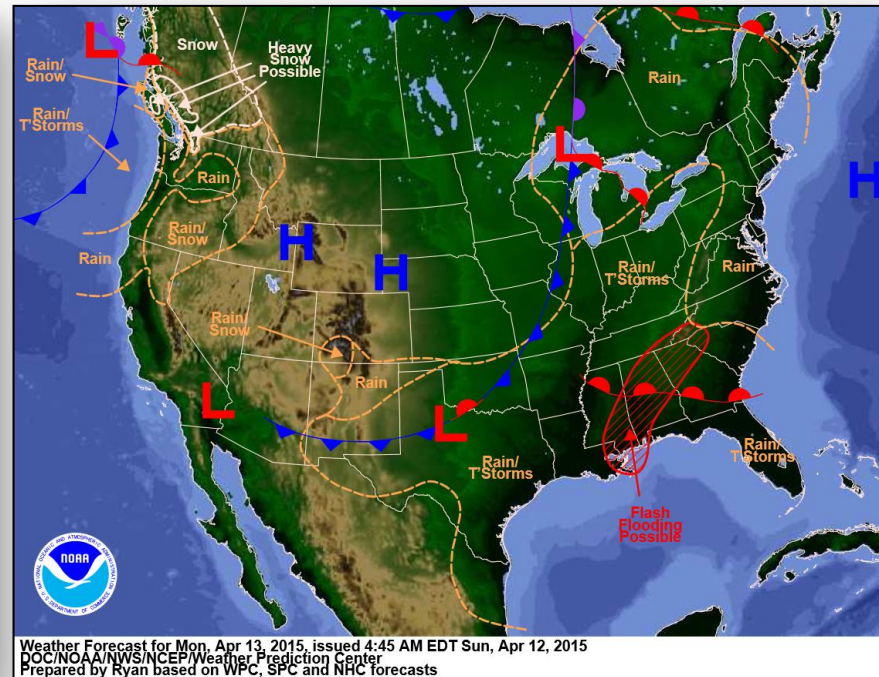


Region	State / Location	Event	IA/PA	Number of Counties		Start – End
				Requested	Complete	
I	ME	Severe Winter Storm Jan 26-28, 2015	PA	1	1	4/6 – 4/10
III	WV	Rain & Flooding Apr 4-5, 2015	PA	5	0	4/13 – TBD
		Severe Winter Storm, Flooding, Landslides & Mudslides <i>(Additional PDAs for FEMA-4210-DR)</i>	PA	5	5	4/9 – 4/9
IV	KY	Severe Winter Weather: Snow & Arctic Air Feb 15-26, 2015	PA	82 (+24)	58 (+8)	3/30 – TBD
		Severe Winter Weather: Snow, Sleet & Rain Mar 4-6, 2015	PA	82 (+26)	56 (+8)	3/30 – TBD
		Flooding Apr 2-3, 2015	IA	9	0	TBD – TBD
IX	FSM (Yap & Chuuk)	Typhoon Maysak	IA	2	0	4/6 – TBD
			PA	2	0	4/6 – TBD

National Weather Forecast

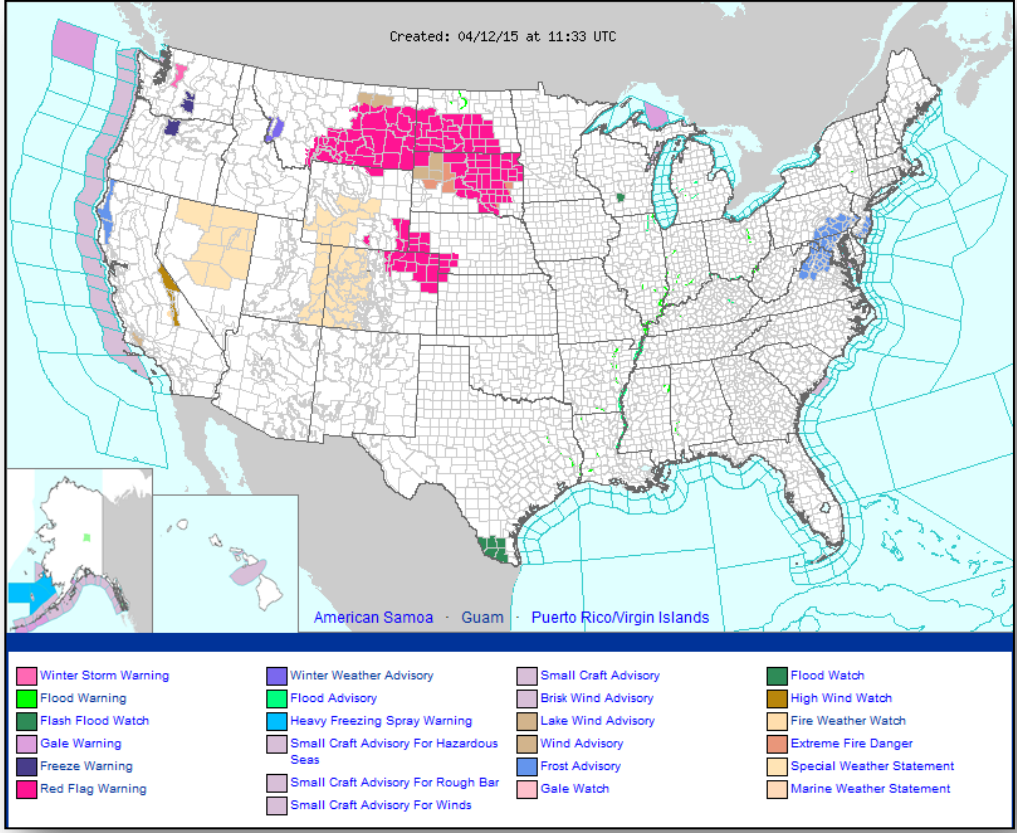


Today



Tomorrow

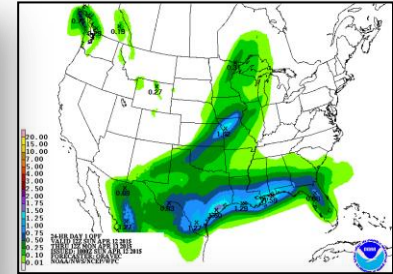
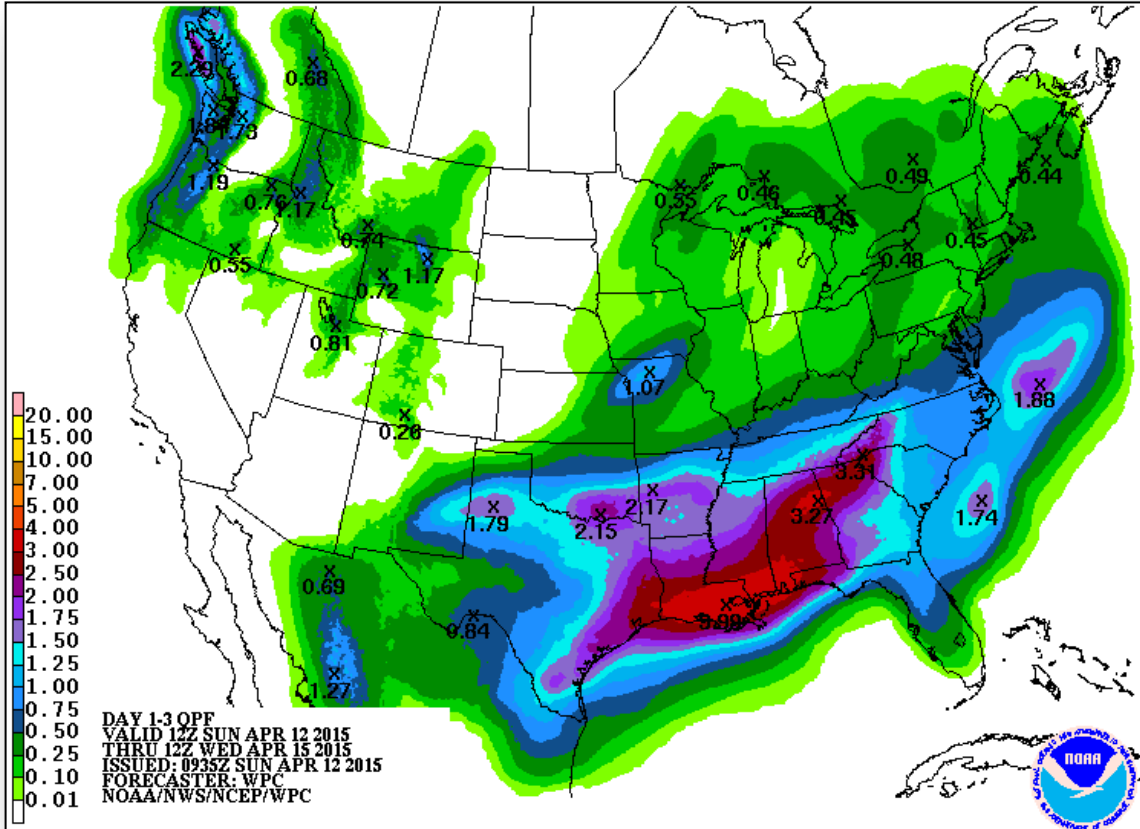
Active Watches/Warnings



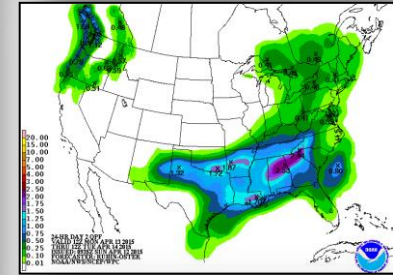
Precipitation Forecast 1-3 Day



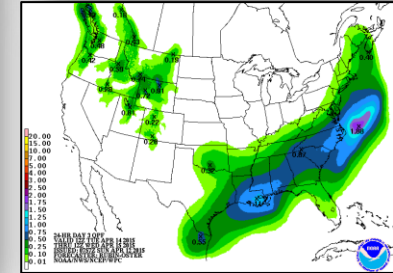
FEMA



Day 1



Day 2



Day 3

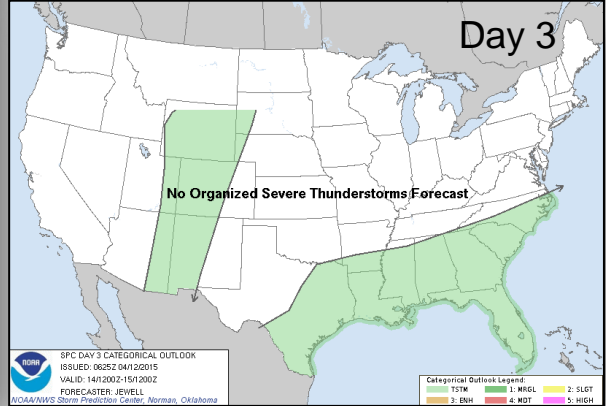
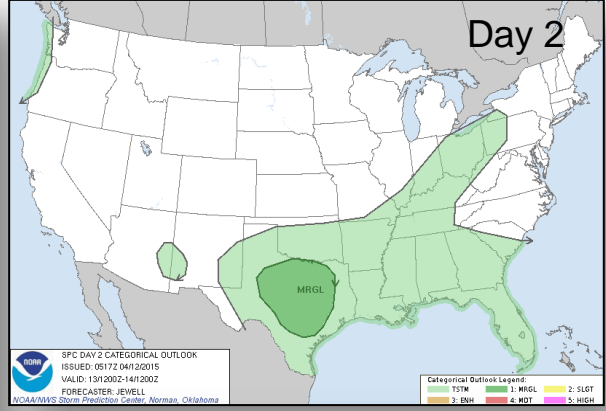
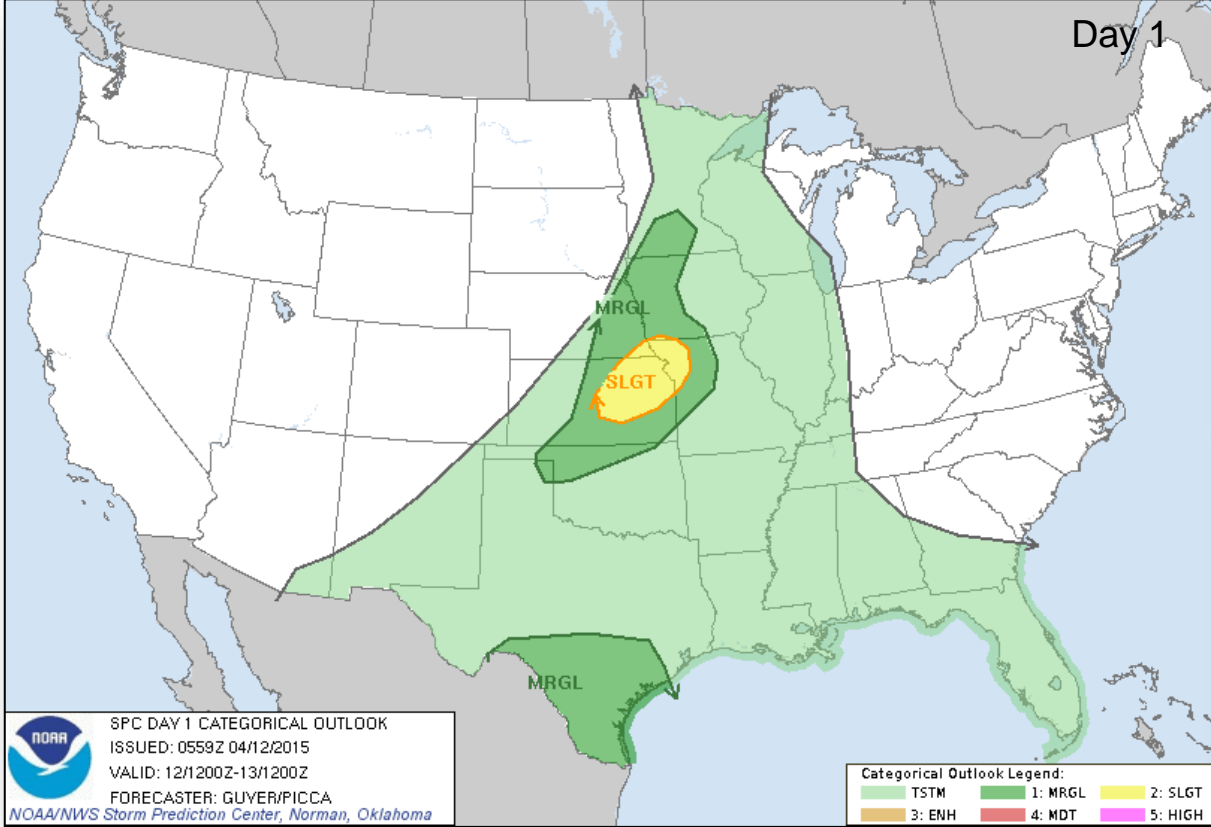
River Forecast



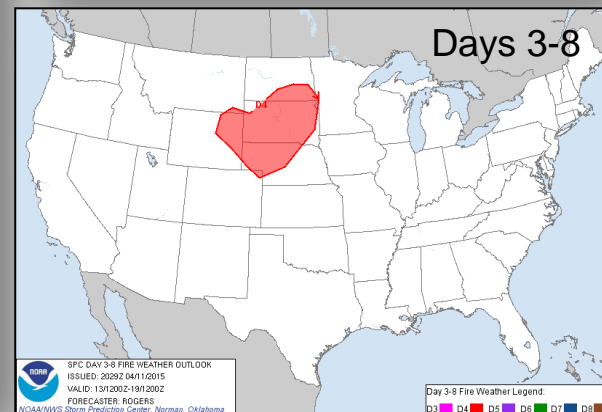
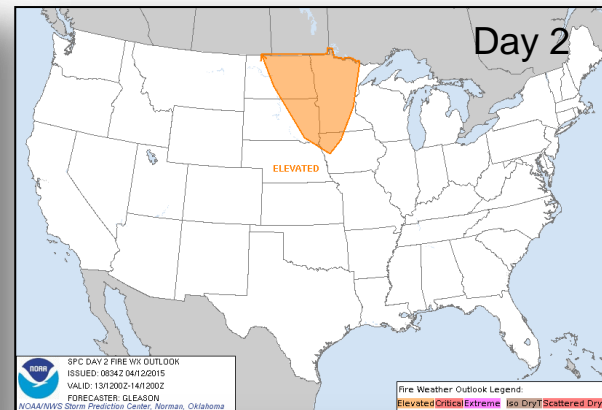
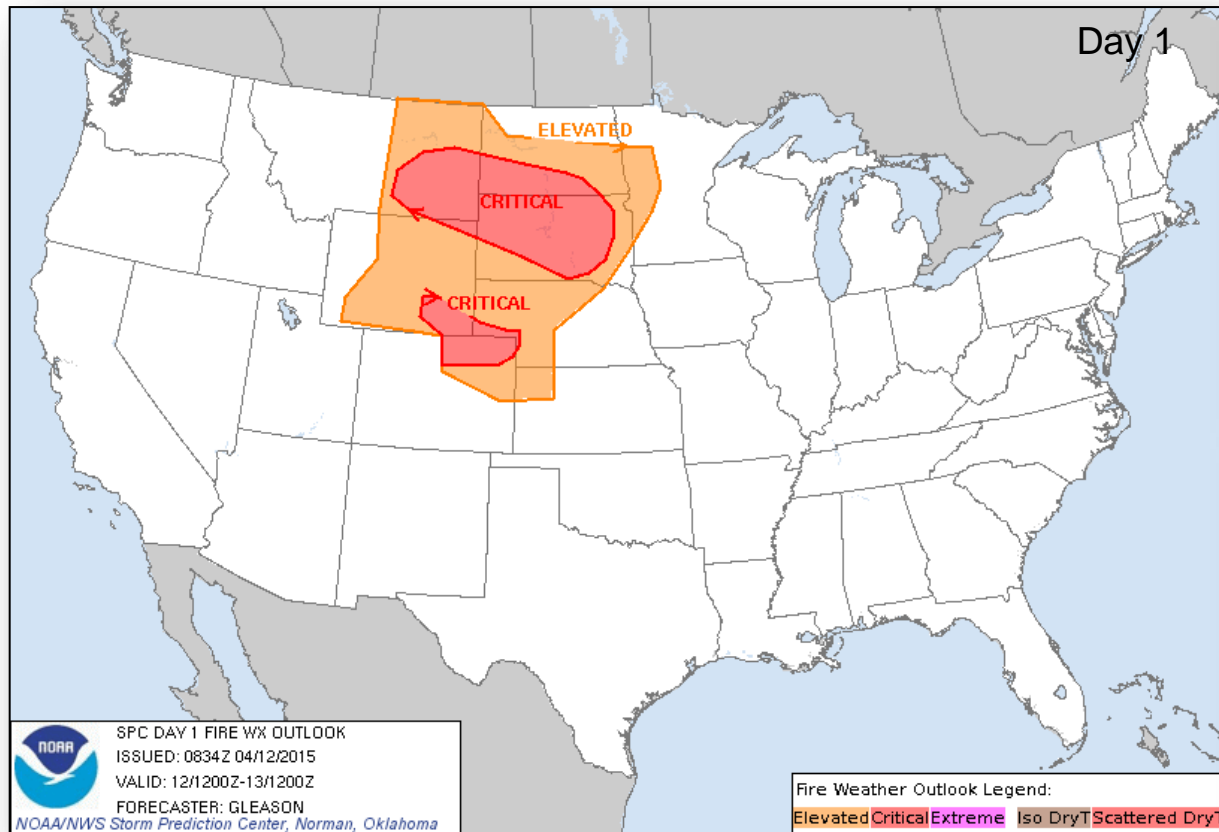
FEMA



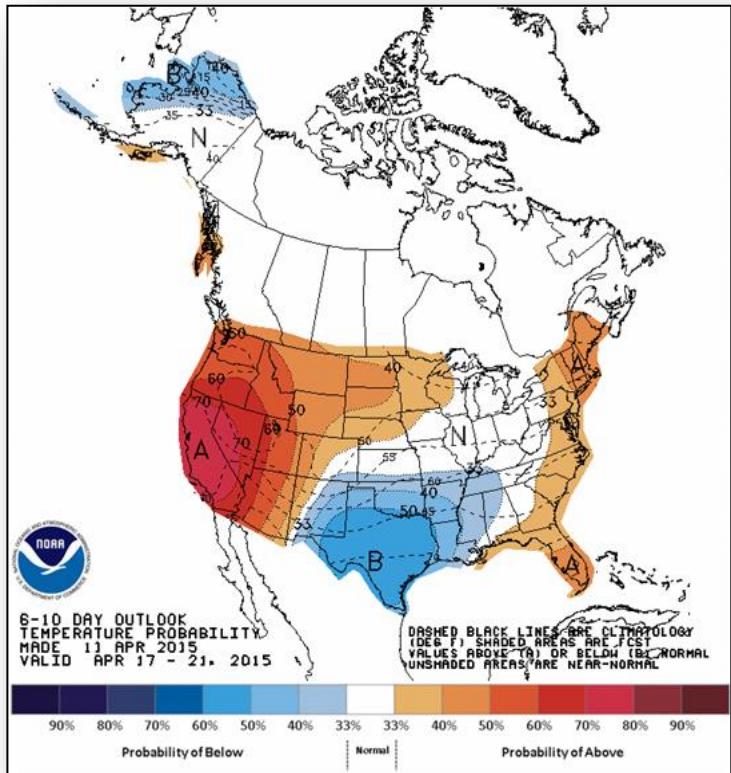
Convective Outlook, Days 1-3



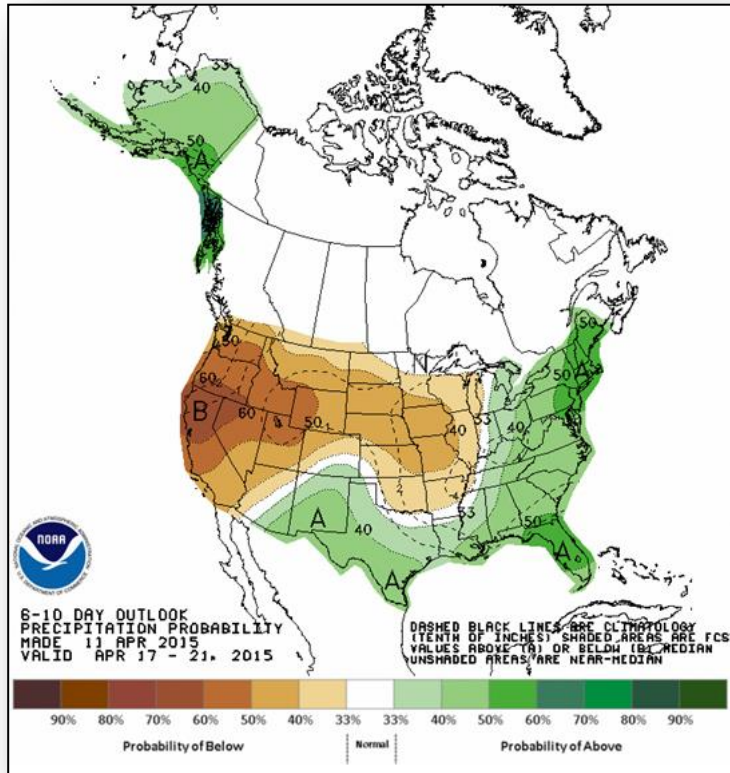
Fire Weather Outlook, Days 1-8



6-10 Day Outlooks



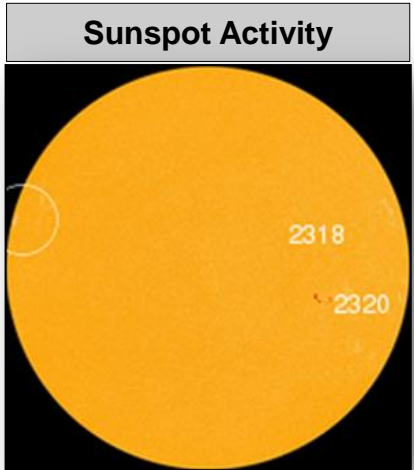
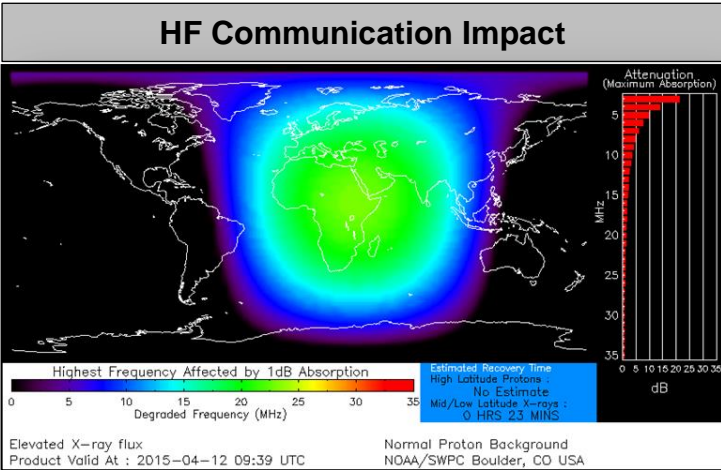
Temperature Probability



Precipitation Probability

Space Weather

None	Past 24 Hours	Current	Next 24 Hours
Space Weather Activity:	None	None	None
• Geomagnetic Storms	None	None	None
• Solar Radiation Storms	None	None	None
• Radio Blackouts	None	None	None



FEMA Readiness – Deployable Teams /Assets



Deployable Teams/Assets									
Resource	Status	Total	FMC Available		Partially Available	Not Available	Detailed, Deployed, Activated	Comments	Rating Criterion
FCO		37	18	48%	0	1	18 (-3)		OFDC Readiness: FCO Green Yellow Red Type 1 3+ 2 1 Type 2 4+ 3 2 Type 3 4 3 2 FDRC 3 2 1
FDRC		9	9	100%	0	0	0		
US&R		28	27	96%	0	1	0	NM-TF1 (Red – Personnel shortages)	<ul style="list-style-type: none"> Green = Available/FMC Yellow = Available/PMC Red = Out-of-Service Blue = Assigned/Deployed
National IMAT		3	2	66%	0	0	1	IMAT East 2 – Deployed to GA	<ul style="list-style-type: none"> Green: 3 avail Yellow: 1-2 avail Red: 0 avail (<i>Individual N-IMAT red if 50% of Section Chiefs and/or Team Leader is unavailable for deployment.</i>)
Regional IMAT		13	9	69%	0	3	1	Region III – Deployed to WV; <u>Not Mission Capable (NMC):</u> • Regions IV-3, VI-3 & IX-1	<ul style="list-style-type: none"> Green: 7 or more avail Yellow: 4 - 6 teams available Red: > 8 teams deployed/unavailable R-IMAT also red if TL Ops/Log Chief is unavailable & has no qualified replacement
MCOV		60	57	95%	0	3	0		<ul style="list-style-type: none"> Green = 80 – 100% avail Yellow = 60 – 79% avail Red = 59% or below avail Readiness remains 95%

FEMA Readiness – National/Regional Teams



National/Regional Teams									
Resource	Status	Total	FMC Available		Partially Available	Not Available	Deployed/ Activated	Comments	Rating Criterion
NWC		5	5	100%	0	0	Not Activated		<ul style="list-style-type: none"> • Green = FMC • Yellow = PMC • Red = NMC
NRCC		2	344	89%	0	44	Not Activated		
HLT		1	N/A	N/A	0	0	Not Activated		
DEST							Not Activated		
RRCCs		10	10	100%	0	0	Not Activated		
RWCs/MOCs		10	10	100%	0	0	Not Activated		



FEMA

FEMA's mission is to support our citizens and first responders to ensure that as a nation we work together to build, sustain, and improve our capability to prepare for, protect against, respond to, recover from, and mitigate all hazards.