

The Disaster Center is dedicated to the idea that disaster mitigation is cost effective and individuals pursuing their own interest are the greatest potential force for disaster reduction.

Please consider making a small donation to the Disaster Center



When disaster mitigation is cost effective, we are on the road to bringing disasters to an end.



FEMA

Daily Operations Briefing

Monday, April 16, 2018

8:30 a.m. EDT

Significant Activity – April 13-16



FEMA

Significant Events:

- Winter Weather – Midwest to Northeast
- Boston Marathon – SEAR 2 Event

Tropical Activity:

- Western Pacific – No activity affecting U.S. interests

Significant Weather:

- Heavy Snow – Upper Great Lakes; Cascades, Sierras, and Northern Rockies
- Heavy Rain/Freezing Rain – Great Lakes to the Northeast; MT
- Heavy Rain/Flash Flooding possible – Northern Mid-Atlantic to parts of New England
- Elevated/Critical Fire Weather – Great Basin, Southwest, Southern Rockies/High Plains, Central Rockies
- Red Flag Warnings: AZ, CA, CO, KS, NM, NV, OK, TX, & WY
- Space Weather:
 - Past 24 hours – none observed
 - Next 24 hours – none predicted

Earthquake Activity: No significant activity

Declaration Activity:

- FMAGs approved:
 - Rhea Fire & 34 Fire Complex, OK
 - Harbor Bay Fire & 335 Fire Complex, TX

Winter Storm – Upper Midwest to Northeast



FEMA

Situation

Heavy snowfall, freezing rain, and high winds continue to move from the Upper Midwest into the Upper Great Lakes and Northeast. Overnight snow accumulations of up to 31 inches reported in Middle Village, WI; second highest snow storm total ever in Green Bay, WI.

Impacts

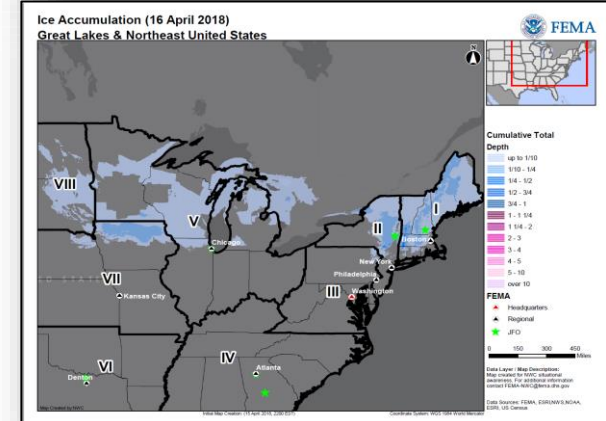
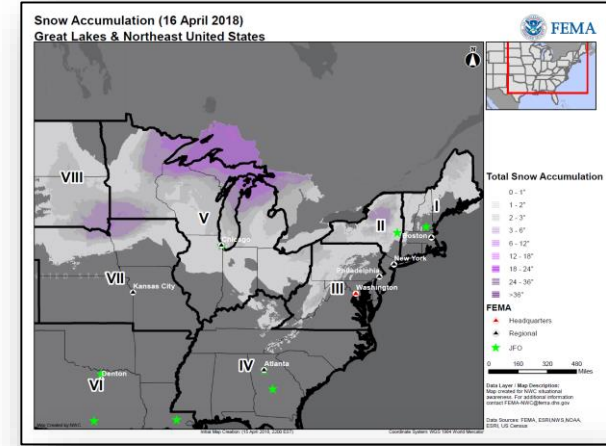
- Two unconfirmed fatalities
- Hundreds of traffic accidents across MN, WI, MI, & IL
- 80 homes damaged due to shoreline flooding (MI)
- 250k customers without power throughout Region V, primarily in MI

State / Local Response

- All state EOC's at Normal Operations
- Shelter/Occupants: 0/0

FEMA Response

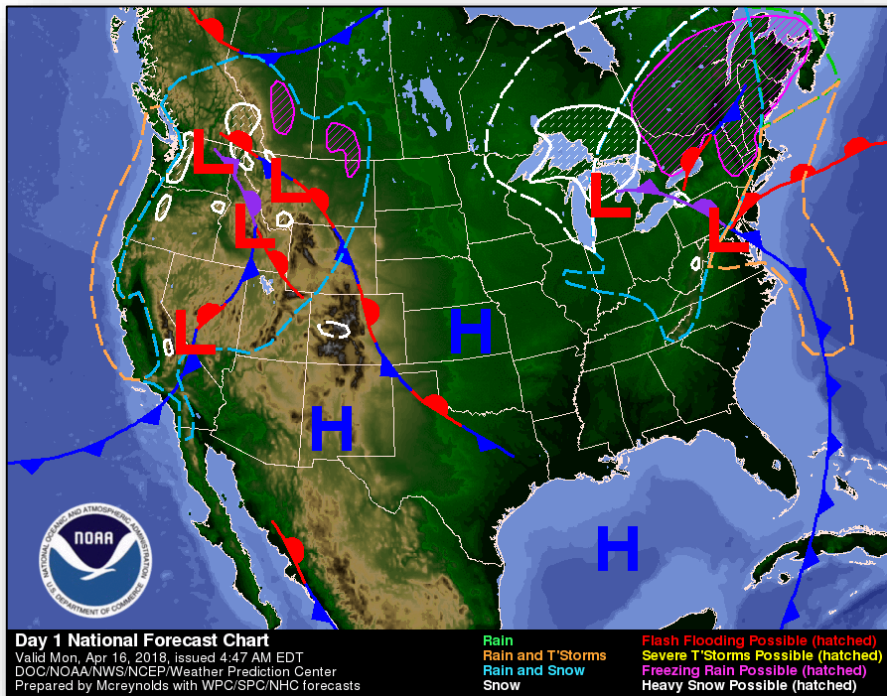
- Region I RWC is at an Enhanced Watch (Boston Marathon)
- Regions II, III, & V RWCs at Steady State – continue to monitor
- Region V identified LNOs for the impacted states should they be required
- NWC continues to monitor
- No request for FEMA assistance



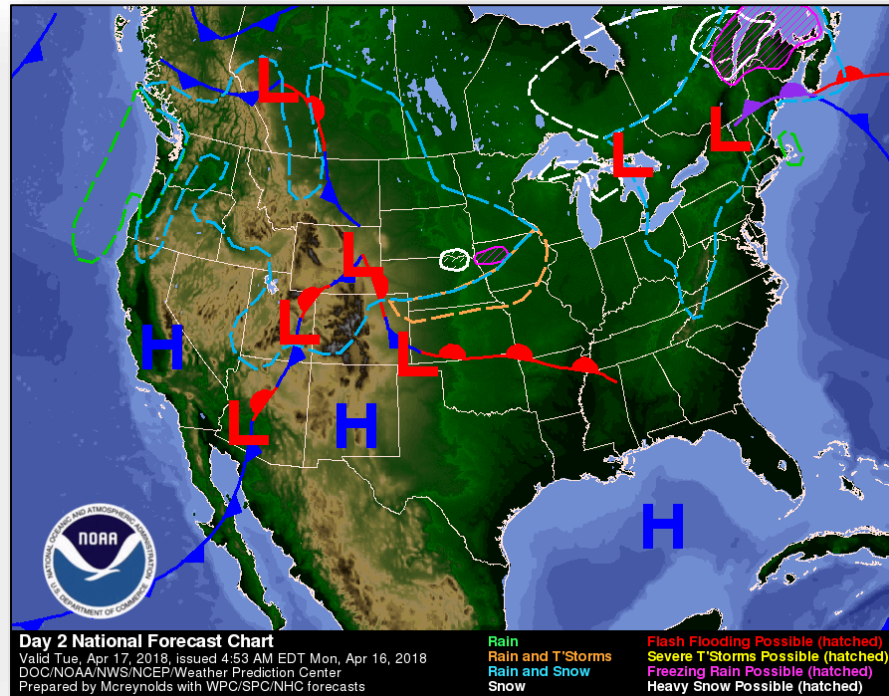
National Weather Forecast



FEMA



Today

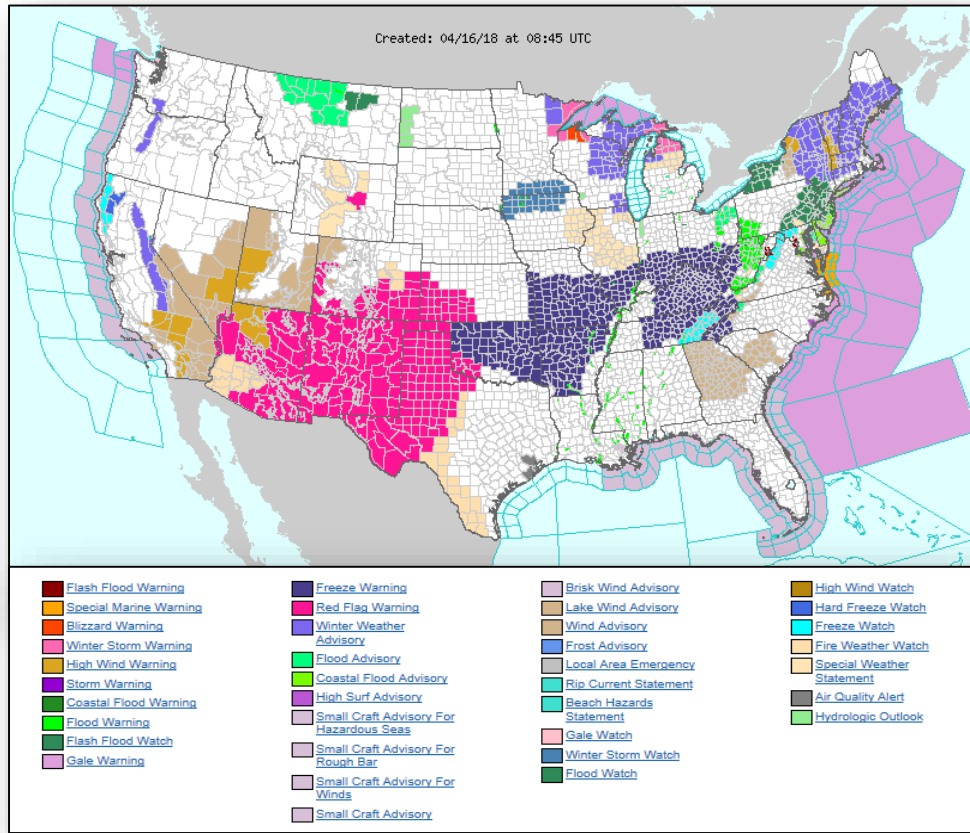


Tomorrow

Active Watches and Warnings



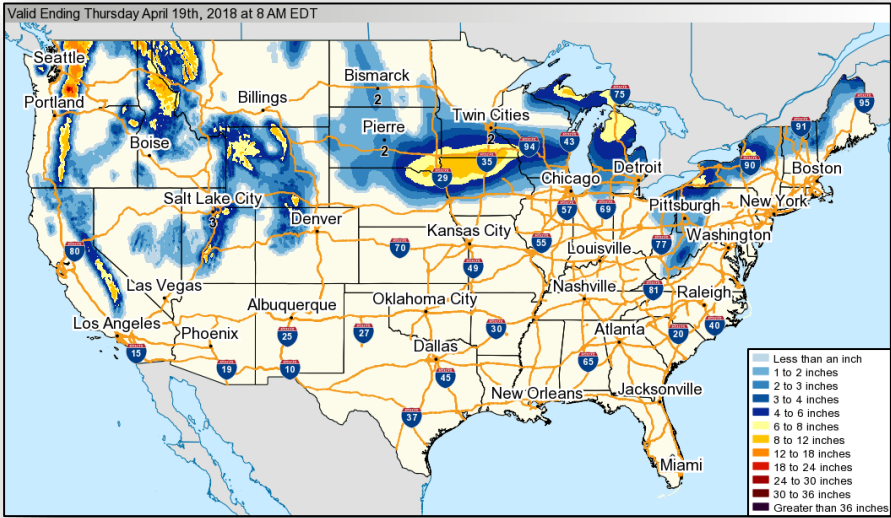
FEMA



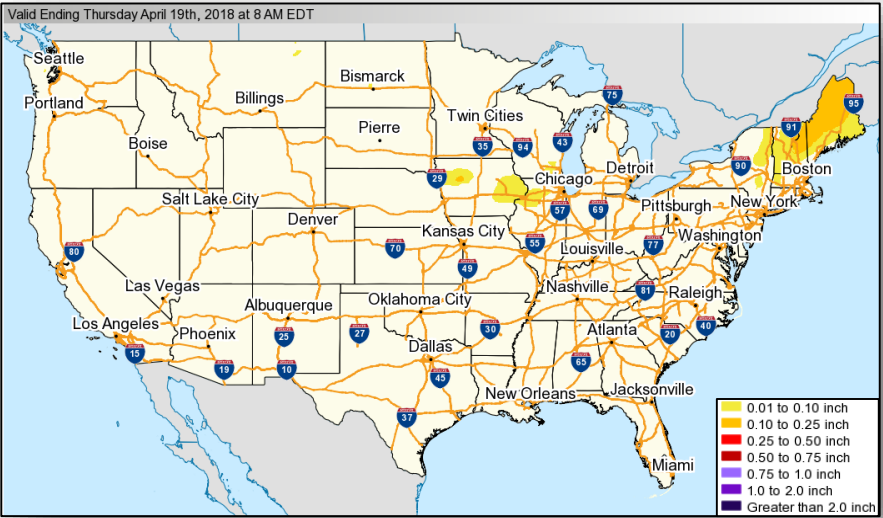
Winter Precipitation Outlook



FEMA



Forecast Snowfall

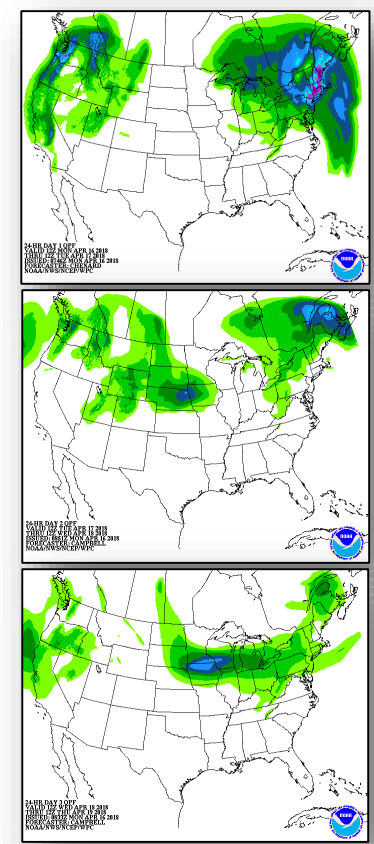
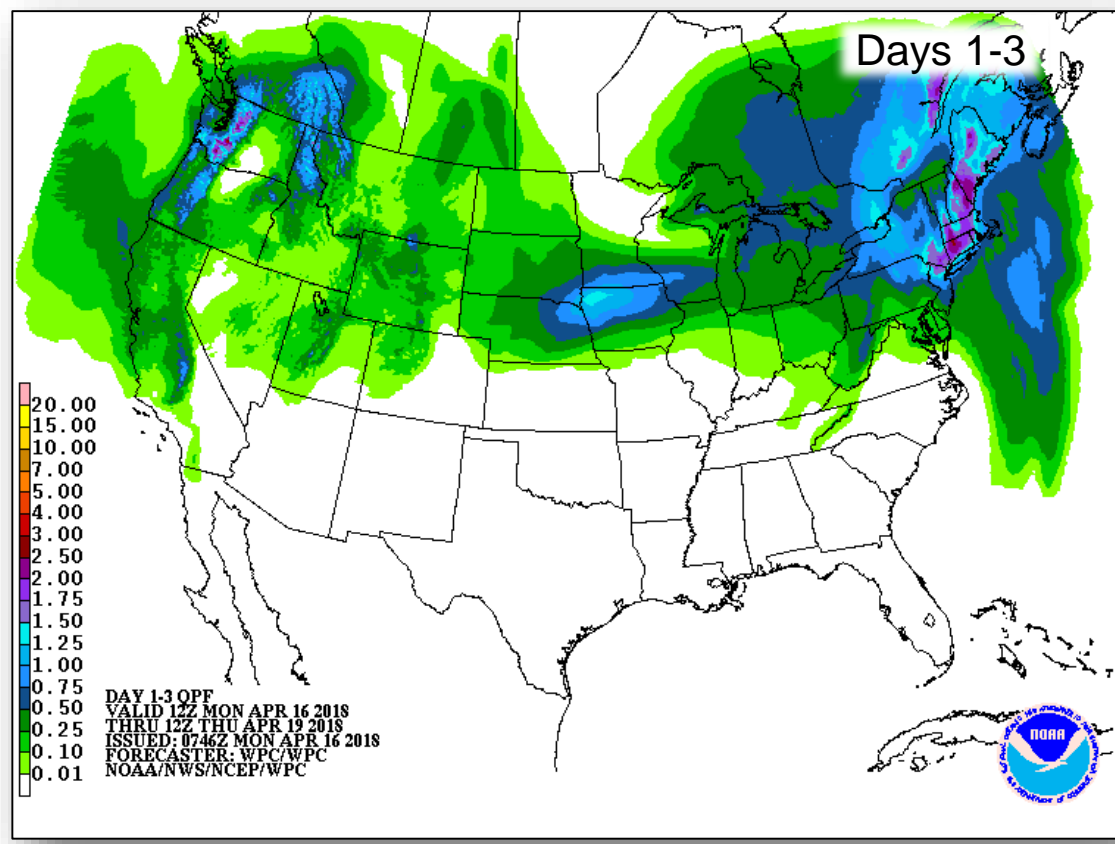


Forecast Ice Accumulation

Precipitation Forecast



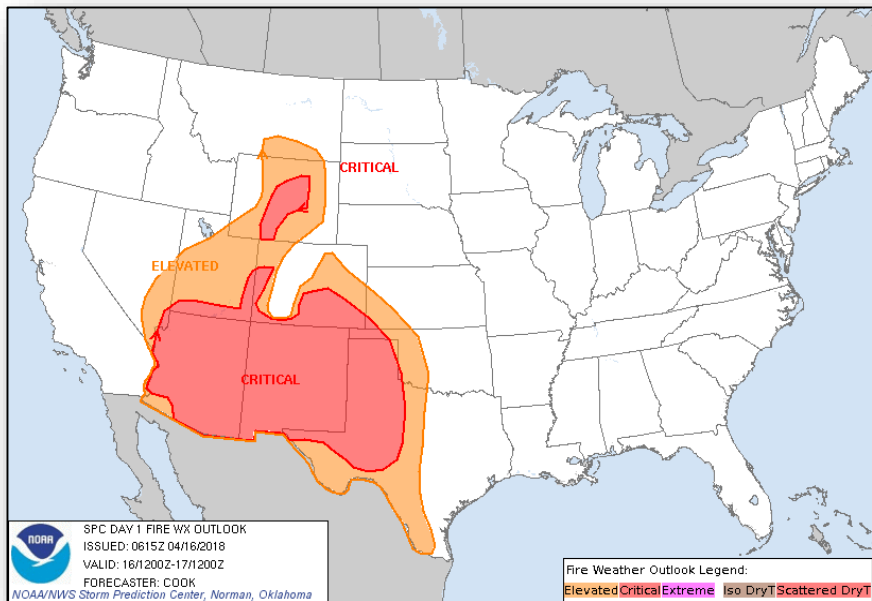
FEMA



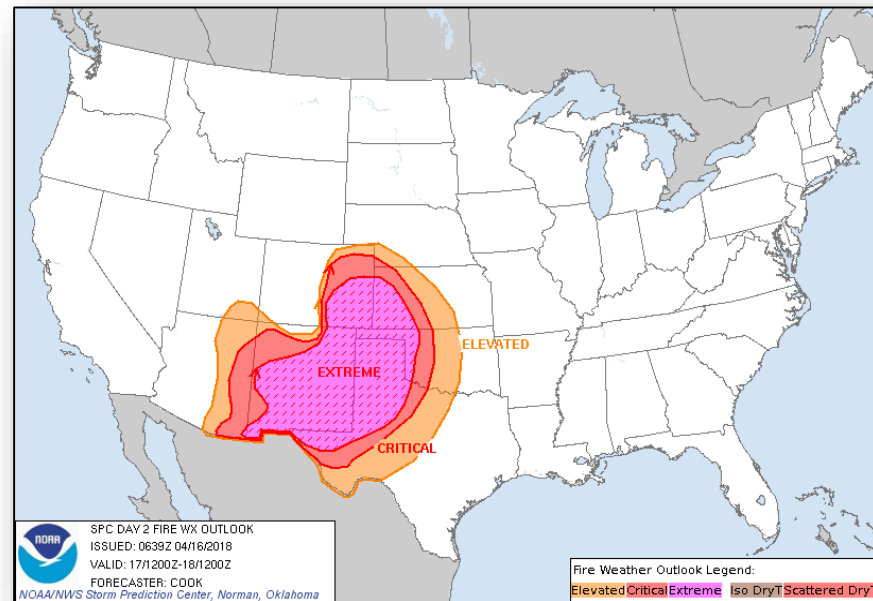
Fire Weather Outlook



FEMA



Today

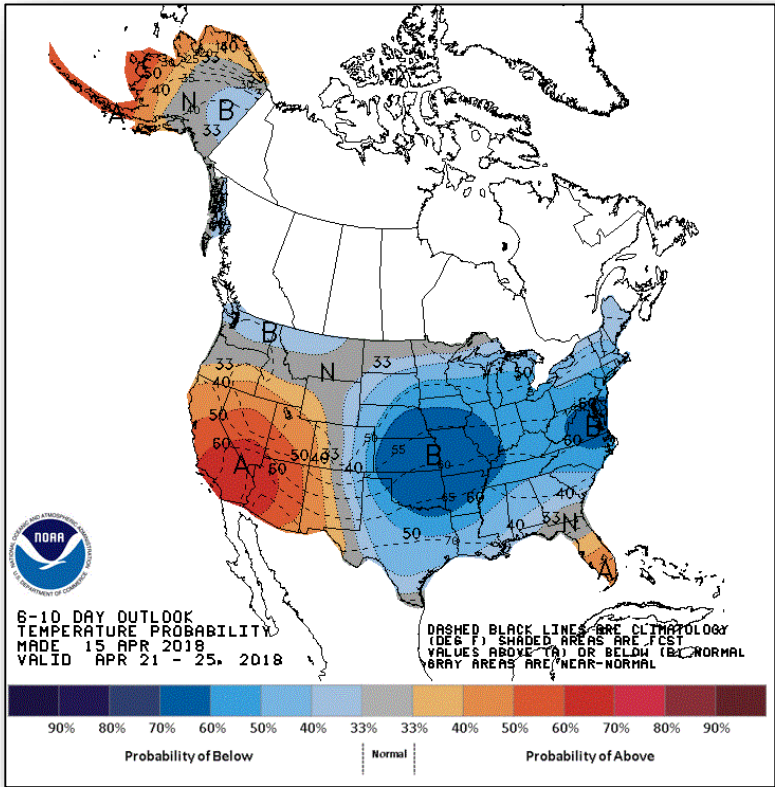


Tomorrow

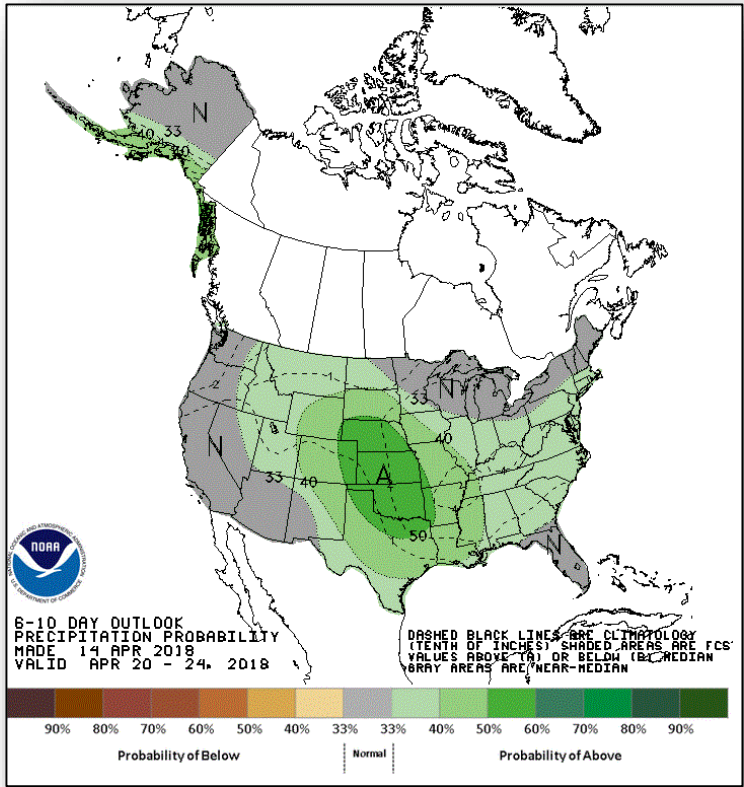
6-10 Day Outlooks



FEMA



6-10 Day Temperature Probability



6-10 Day Precipitation Probability

Wildfire Summary



FEMA

Fire Name (County)	FMAG #	Acres burned	Percent Contained	Evacuations (Residents)	Structures			Fatalities / Injuries
					Threatened	Damaged	Destroyed	
Oklahoma (2)								
34 Fire Complex (Woodward)	5231-FM-OK Apr 13, 2018	67,778 (+14,778)	45% (+20%)	None	150 homes	0	32 (12 homes)	0 / 0
Rhea Fire (Dewey)	5232-FM-OK Apr 13, 2018	243,520 (+1,520)	3%	None	3,500 (2,000 homes)	0	50	0 / 0
Texas (2)								
Harbor Bay Fire (Hutchinson) FINAL	5233-FM-TX Apr 13, 2018	1,109	90% (+10%)	Lifted	50 homes	0	8 (2 homes)	0 / 0
335 Fire Complex (Jones) FINAL	5234-FM-TX Apr 14, 2018	2,625 (+1,625)	100% (+15%)	Lifted	100 homes	0	15 (2 homes)	0 / 0

Joint Preliminary Damage Assessments



FEMA

Region	State / Location	Event	IA / PA	Number of Counties		Start – End
				Requested	Completed	
I	MA	Nor'easter/Severe Storm March 2-4, 2018	IA	7	7	3/12 – 3/20
			PA	9	7	3/15 – TBD
	NH	Snow March 13-14, 2018	IA	0	0	N/A
			PA	3	0	3/29 – TBD
II	NJ	Winter Storm March 7, 2018	IA	0	0	N/A
			PA	9	0	4/23 – TBD
IX	CA	Rain and Storms March 20-23, 2018	IA	0	0	N/A
			PA	4	0	4/11 – TBD

Disaster Requests & Declarations



FEMA

Declaration Requests in Process					Requests APPROVED (since last report)	Requests DENIED (since last report)
9	IA	PA	HM	Date Requested	0	0
AK – DR Severe Storm		X	X	January 25, 2018		
MT – (Appeal) Wildfires		X	X	January 26, 2018		
WV – DR Severe Storm, Flooding, Landslides, and Mudslides		X	X	March 16, 2018		
OH – DR Severe Storms, Tornadoes, Flooding, and Landslides		X	X	March 26, 2018		
ME – DR Severe Storms and Flooding		X	X	March 30, 2018		
NH – DR Severe Storms and Flooding		X	X	April 5, 2018		
KY – DR Severe Storms , Tornadoes, Flooding, Landslides, and Mudslides	X	X	X	April 10, 2018		
IL – DR Severe Storms and Flooding	X		X	April 11, 2018		
AL – DR Severe Storms and Tornadoes	X	X	X	April 12, 2018		

Readiness – Deployable Teams and Assets



FEMA

Resource	Force Strength	Available	Deployed	Other	Cadres with 25% or Less Availability	
Total Workforce	11,888 ▼	3,874 ▲ 33%	4,577 ▼	3,437	ADR 14% (7/50); DI 23% (20/88); EHP 7% (26/352); ER 23% (9/39); FL 23% (30/133); HM 23% (227/984) IT 24% (146/612); LOG 24% (300/1,232); NDRS 18% (46/256); PA 13% (244/1,908); SAF 22% (13/58)	
National IMATs* (3 Teams)	East 1: East 2: West:	B-48 Charlie B-2				
Regional IMATs (4-6 Teams)	Assigned: Available: PMC / NMC: Deployed:	13 5 2 6				
US&R (≥66%)	Assigned: Available: PMC / NMC: Deployed:	28 28 0 0				
MERS (≥66%)	Assigned: Available: NMC: Deployed:	36 34 (-1) 0 2 (+1)				
FCO (≥3 Type I)	Assigned: Available: PMC / NMC: Deployed:	35 9 7 19				
FDRC (≥3)	Assigned: Available: PMC / NMC: Deployed:	14 4 1 9				
As of 3:00 a.m. EDT April 16, 2018					<p>Field Offices ★ JFOs: 17 DRs: 33 EMs: 2 Deployed Teams (Location)</p> <p>4330-DR-VT 4316-DR-NH 4329-DR-NH JFO: Maynard, MA 4354-DR-ME* 4355-DR-NH* 4356-DR-VT JFO: Manchester, NH FCO: James N. Russo *R-I IMAT MERS: Maynard (Brunswick, ME)</p> <p>4346-DR-SC 4349-DR-AL FCO: Warren J. Riley 4350-DR-MS FCO: Manny J. Toro JFO: Atlanta, GA</p> <p>4338-DR-GA JFO: Warner Robins, GA FCO: Thomas J. McCool</p> <p>4335-EM-FL 4337-DR-FL 4341-DR-STOF JFO: Orlando, FL FCO: Allan Jarvis</p> <p>4335-DR-USVI 4340-DR-USVI JFO: St. Croix, USVI FCO: William L. Vogel</p>	

* **B-2 Status:** Assemble ≤ 2-hrs, On Site ≤ 18-hrs; **B-48 Status:** Assemble and deploy ≤ 48hrs; **Charlie Status:** No team assemble time requirement

FEMA Readiness – Activation Teams



FEMA

Resource	Status	Total	Status	Activated Team	Activation Level	Activation Times	Reason / Comments
NWC		5	Steady State				
NRCC		2	Available				
HLT		1	Available				
RWCs/MOCs		10	Steady State	Region I	Enhanced Watch	8:00 a.m. – 4:00 p.m. EDT	Boston Marathon
RRCCs		10	Available				

Backup Regions: V, IV, and III

NWC Monitoring – Boston Marathon



FEMA

Situation

The 122nd Boston Marathon begins at 8:30 a.m. EDT today. 130,000 participants representing 99 countries, and 500,000 spectators are expected.

Impacts / Potential Impacts

- Multiple road closures throughout the eight cities along the course route
- At this time, there are no specific, credible threats to this event

State / Local Posture

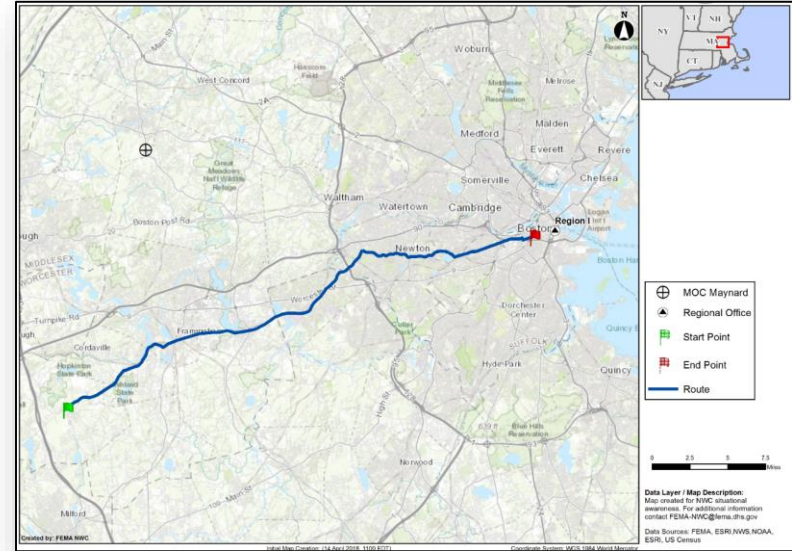
- MA and Boston EOC's at Full Activation
- MA National Guard supporting the Marathon and associated events
- Increased security presence during event

FEMA Posture

- FEMA is lead federal agency for emergency and consequence management
- FEMA Region I RWC is activated to Enhanced Watch from 8:00 a.m. to 4:00 p.m. EDT
- FEMA Maynard MERS providing communications support
- FEMA National Watch Center will monitor this event and report as warranted

Federal Posture

- DHS has designated this a SEAR 2 event
- 24 DHS and 11 Interagency partners contributing support
- FBI is the lead agency for counterterrorism





FEMA

FEMA's mission is helping people before, during, and after disasters.