

The Disaster Center is dedicated to the idea that disaster mitigation is cost effective and individuals pursuing their own interest are the greatest potential force for disaster reduction.

Please consider making a small donation to the Disaster Center



When disaster mitigation is cost effective, we are on the road to bringing disasters to an end.



FEMA

Daily Operations Briefing

Tuesday, April 17, 2018

8:30 a.m. EDT

Significant Activity – April 16-17



FEMA

Significant Events:

- Severe Weather Regions III & IV (FINAL)
- Hawaii Flooding & Landslides (FINAL)

Tropical Activity: No significant activity

Significant Weather:

- Elevated/Critical/Extremely Critical Fire Weather/Red Flag Warning – Southwest to the Southern/Central Plains
- Heavy Snow & Freezing Rain – Northern Plains & Upper/Lower Mississippi Valley
- Space Weather:
 - Past 24 hours – none observed
 - Next 24 hours – none predicted

Earthquake Activity: No significant activity

Declaration Activity: None

Severe Weather



FEMA

Severe Weather Region III and IV (FINAL)

Situation: Severe weather has moved off the coast and no longer presents a threat to the regions.

Impacts

- Fatalities: VA 2 (unconfirmed)
- Shelters/Occupants: 2/65

State / Local Response

- VA EOC at Monitoring
- WV and SC EOCs returned to Normal Operations

FEMA Response

- FEMA Region III LNO is deployed to VA EOC

Hawaii Flooding and Landslides (FINAL)

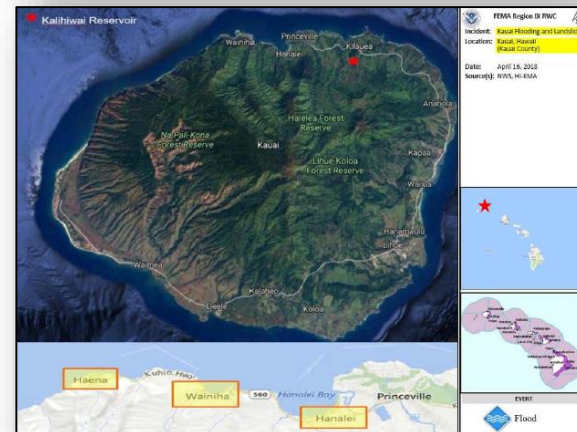
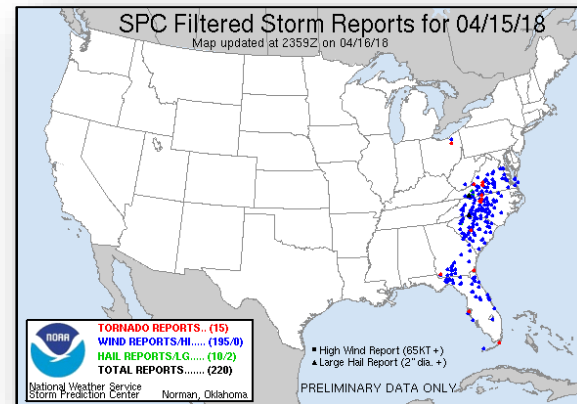
Situation: Heavy rain this weekend caused flash flooding and landslides in Kauai County

Impacts:

- No Fatalities / Injuries
- Evacuations in Kalihi Wai remain in effect
- Shelters/Occupants: 1/10
- Power restored

Response:

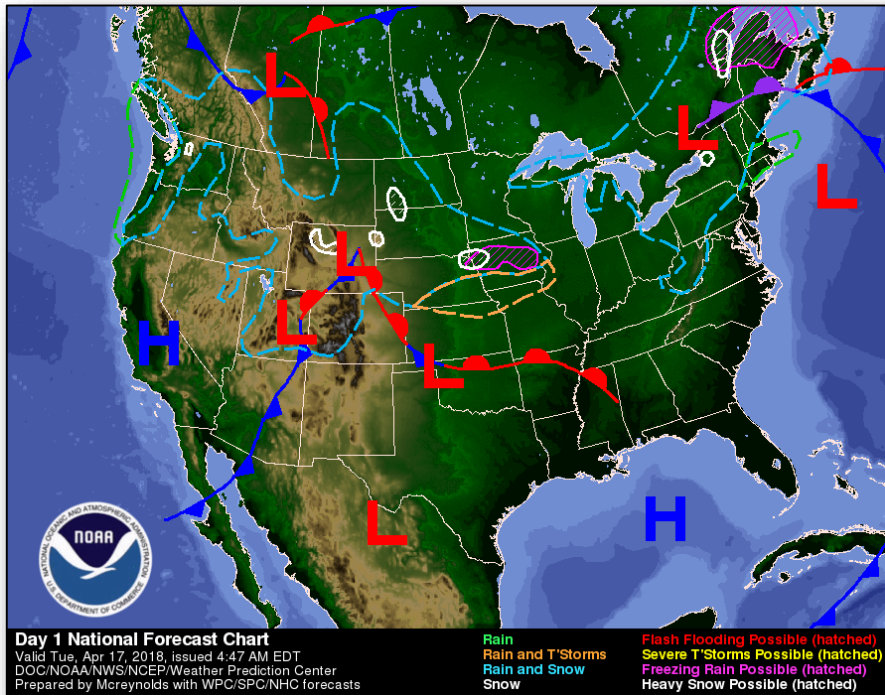
- Search and Rescue will continue in the morning (approx. 200 rescued by helo)
- HI EMA at Partial Activation
- FEMA Region IX continues to monitor – LNO enroute to HI-EMA



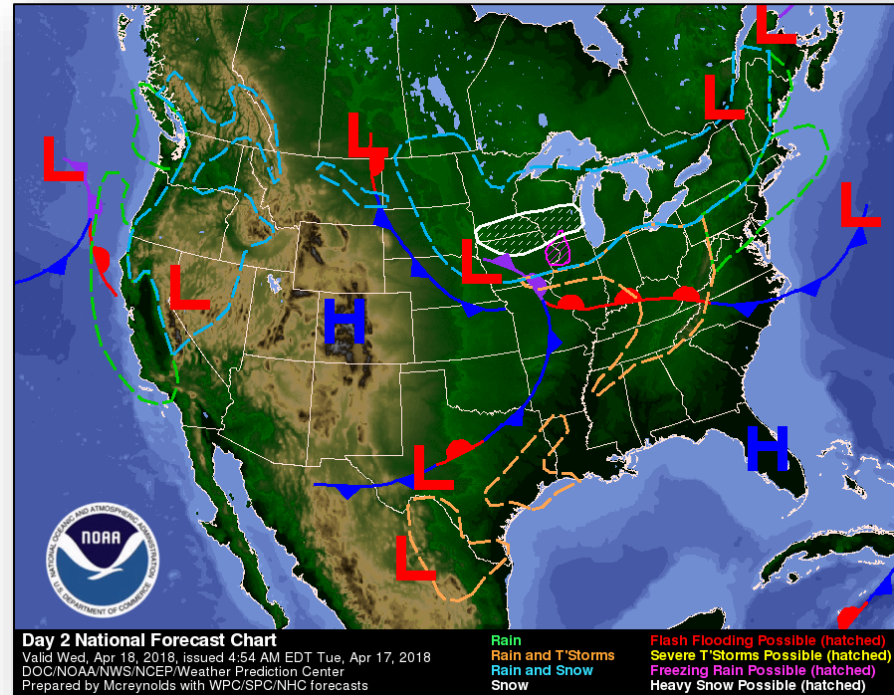
National Weather Forecast



FEMA



Today

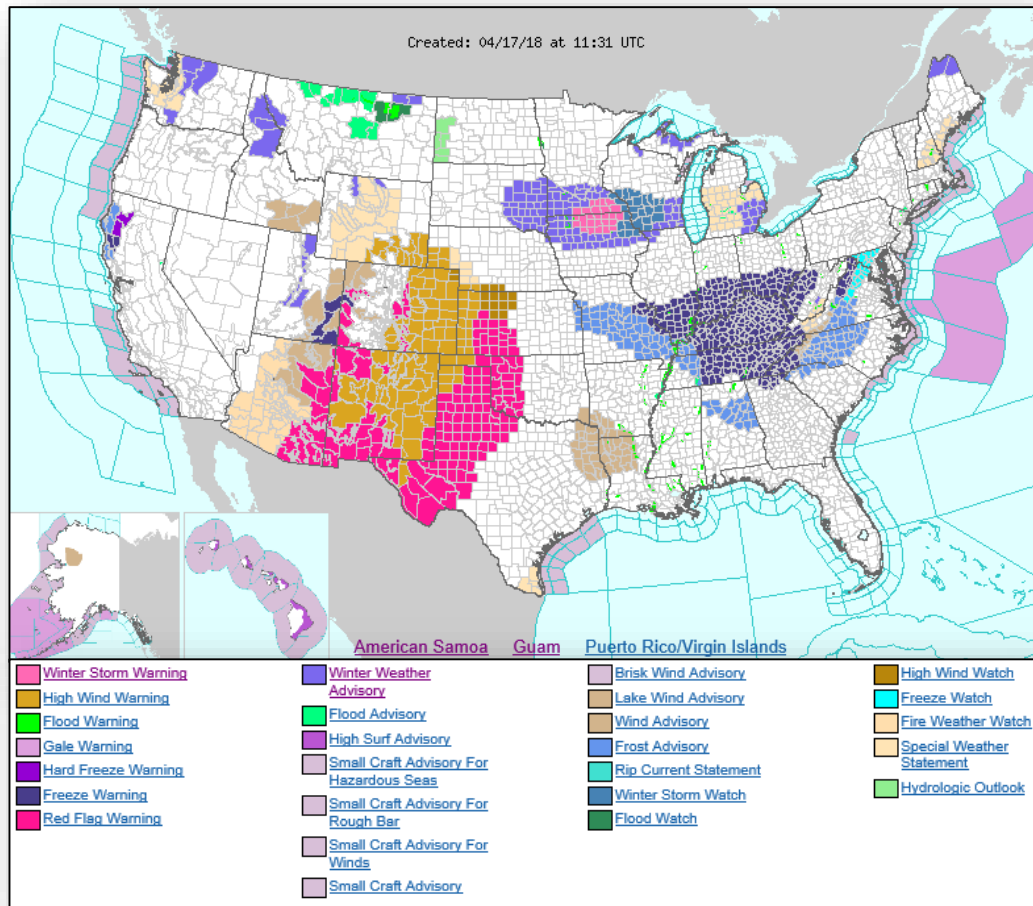


Tomorrow

Active Watches and Warnings



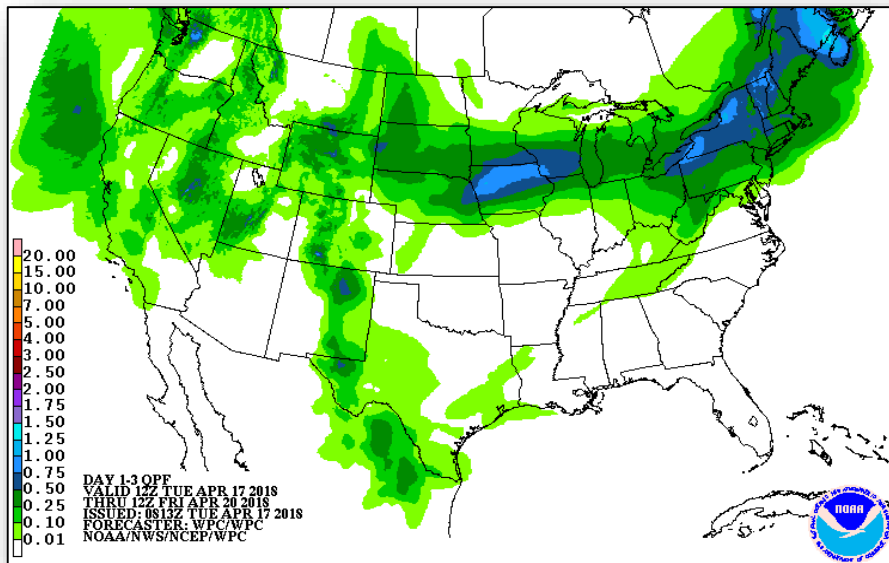
FEMA



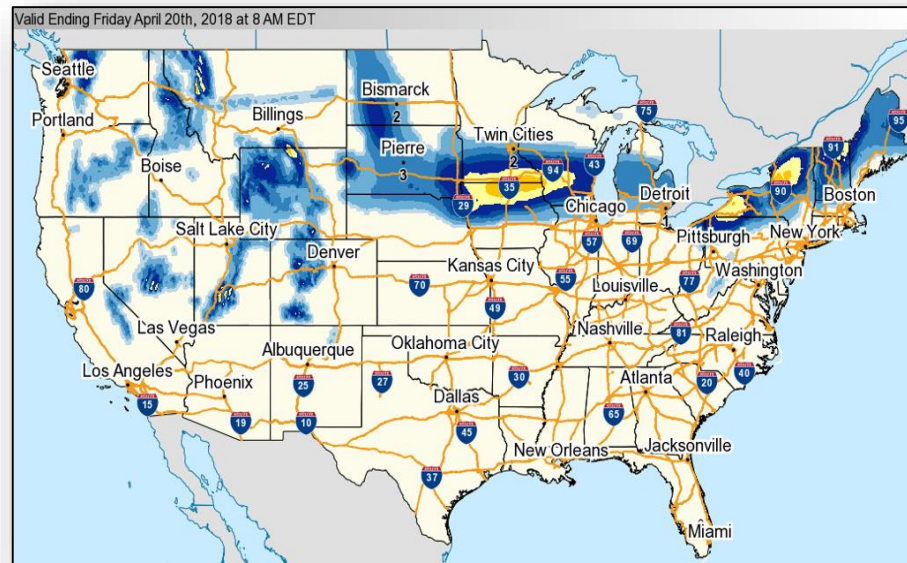
Precipitation Forecast



FEMA



Precipitation Days 1-3

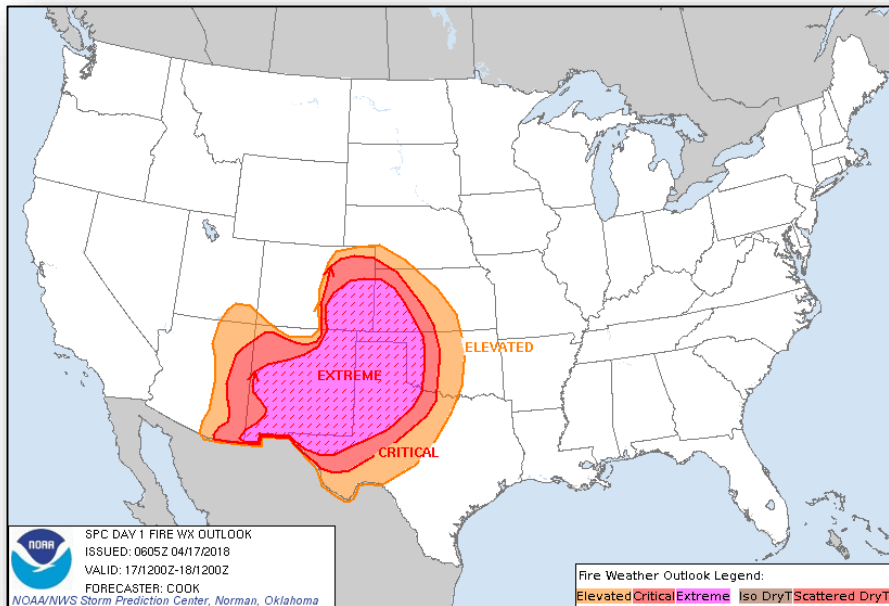


Forecast Snowfall thru April 20

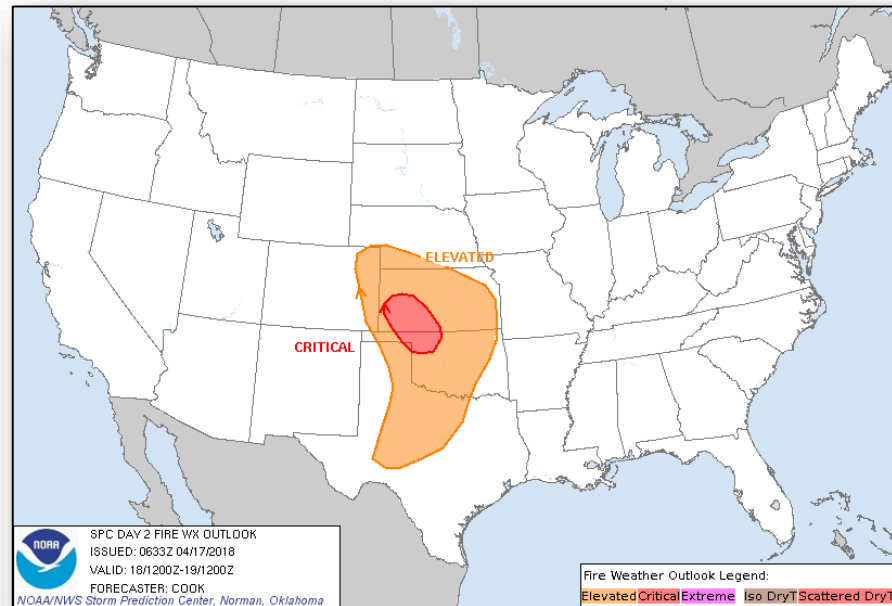
Fire Weather Outlook



FEMA



Today

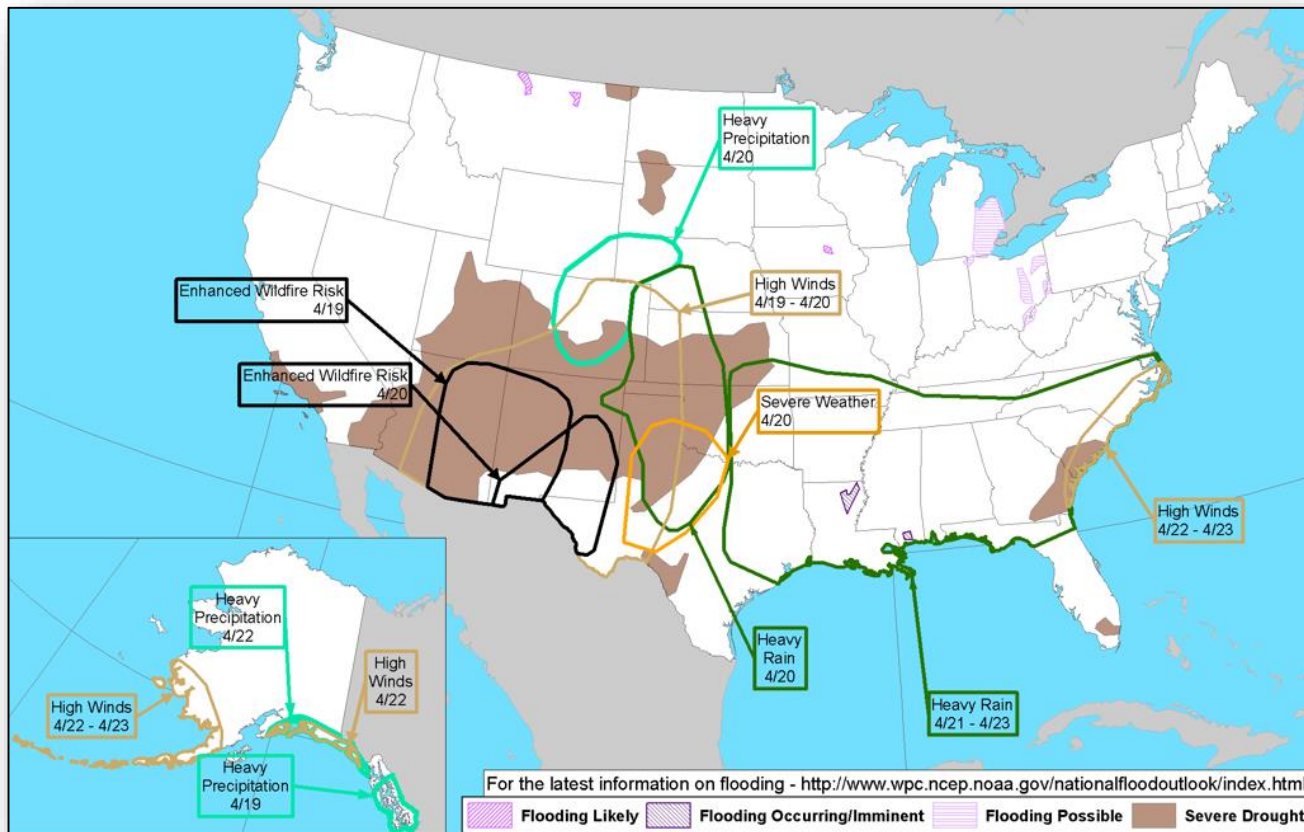


Tomorrow

Hazards Outlook – Apr 19-23



FEMA

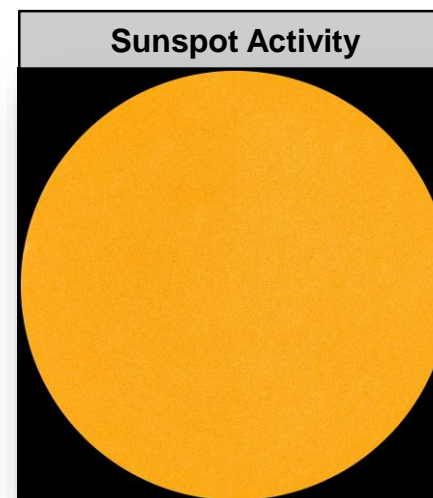



Space Weather



FEMA

	Space Weather Activity	Geomagnetic Storms	Solar Radiation	Radio Blackouts
Past 24 Hours	None	None	None	None
Next 24 Hours	None	None	None	None
For further information on NOAA Space Weather Scales refer to: http://www.swpc.noaa.gov/noaa-scales-explanation				



Wildfire Summary



FEMA

Fire Name (County)	FMAG #	Acres burned	Percent Contained	Evacuations (Residents)	Structures			Fatalities / Injuries
					Threatened	Damaged	Destroyed	
Oklahoma (2)								
34 Fire Complex (Woodward)	5231-FM-OK Apr 13, 2018	67,778	45%	None	150 homes	0	32 (13 homes)	0 / 0
Rhea Fire (Dewey)	5232-FM-OK Apr 13, 2018	248,589 (+3,156)	3%	None	3,500 (2,000 homes)	0	50	0 / 1

Joint Preliminary Damage Assessments



FEMA

Region	State / Location	Event	IA / PA	Number of Counties		Start – End
				Requested	Completed	
I	MA	Nor'easter/Severe Storm March 2-4, 2018	IA	7	7	3/12 – 3/20
			PA	9	7	3/15 – TBD
	NH	Snow March 13-14, 2018	IA	0	0	N/A
			PA	3	0	3/29 – TBD
II	NJ	Winter Storm March 7, 2018	IA	0	0	N/A
			PA	9	0	4/23 – TBD
IX	CA	Rain and Storms March 20-23, 2018	IA	0	0	N/A
			PA	4	4	4/11 – 4/16

Disaster Requests & Declarations



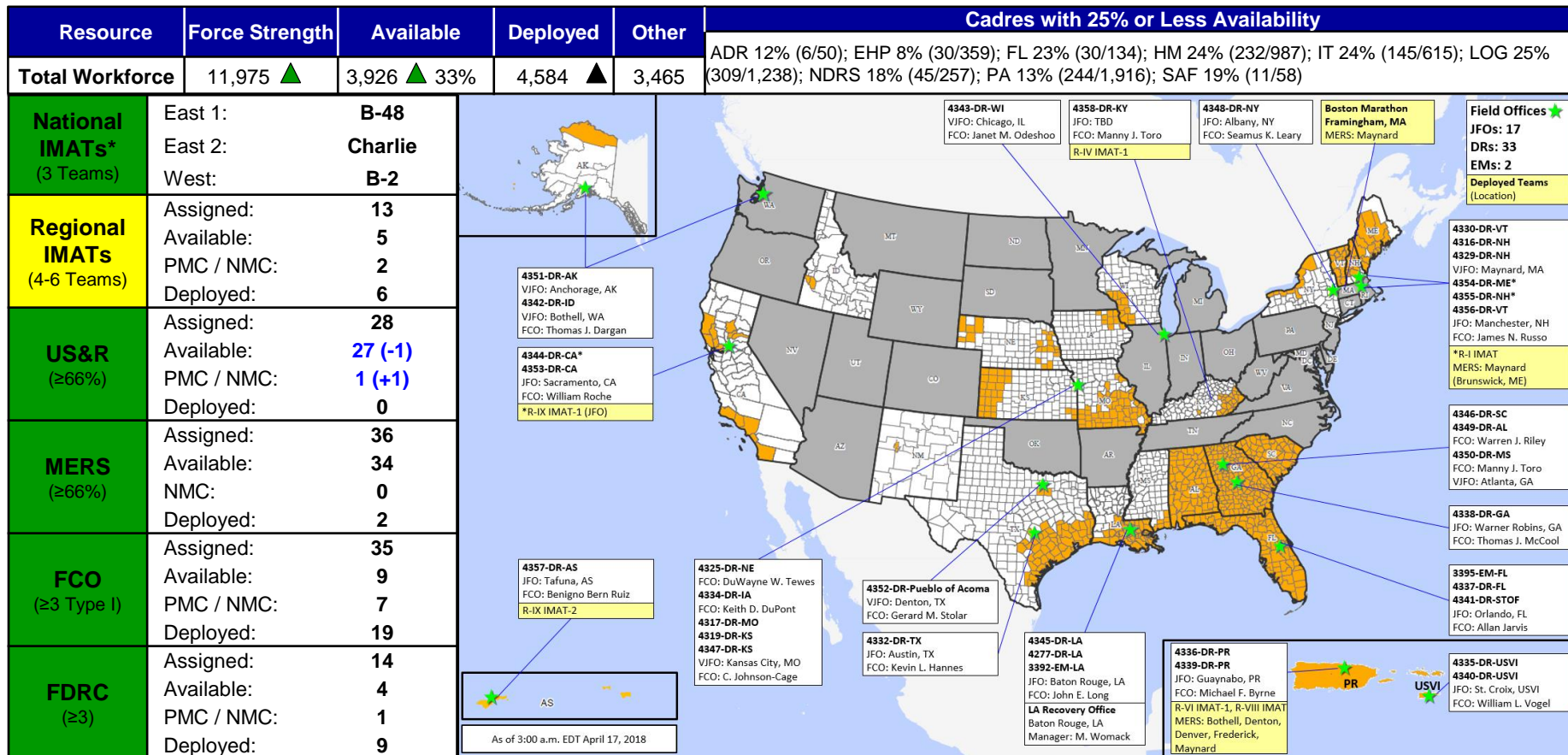
FEMA

Declaration Requests in Process					Requests APPROVED (since last report)	Requests DENIED (since last report)
9	IA	PA	HM	Date Requested	0	0
AK – DR Severe Storm		X	X	January 25, 2018		
MT – (Appeal) Wildfires		X	X	January 26, 2018		
WV – DR Severe Storm, Flooding, Landslides, and Mudslides		X	X	March 16, 2018		
OH – DR Severe Storms, Tornadoes, Flooding, and Landslides		X	X	March 26, 2018		
ME – DR Severe Storms and Flooding		X	X	March 30, 2018		
NH – DR Severe Storms and Flooding		X	X	April 5, 2018		
KY – DR Severe Storms , Tornadoes, Flooding, Landslides, and Mudslides	X	X	X	April 10, 2018		
IL – DR Severe Storms and Flooding	X		X	April 11, 2018		
AL – DR Severe Storms and Tornadoes	X	X	X	April 12, 2018		

Readiness – Deployable Teams and Assets



FEMA



* **B-2 Status:** Assemble ≤ 2-hrs, On Site ≤ 18-hrs; **B-48 Status:** Assemble and deploy ≤ 48hrs; **Charlie Status:** No team assemble time requirement

FEMA Readiness – Activation Teams



FEMA

Resource	Status	Total	Status	Activated Team	Activation Level	Activation Times	Reason / Comments
NWC		5	Steady State				
NRCC		2	Available				
HLT		1	Available				
RWCs/MOCs		10	Steady State				
RRCCs		10	Available				

Backup Regions: V, IV, and III

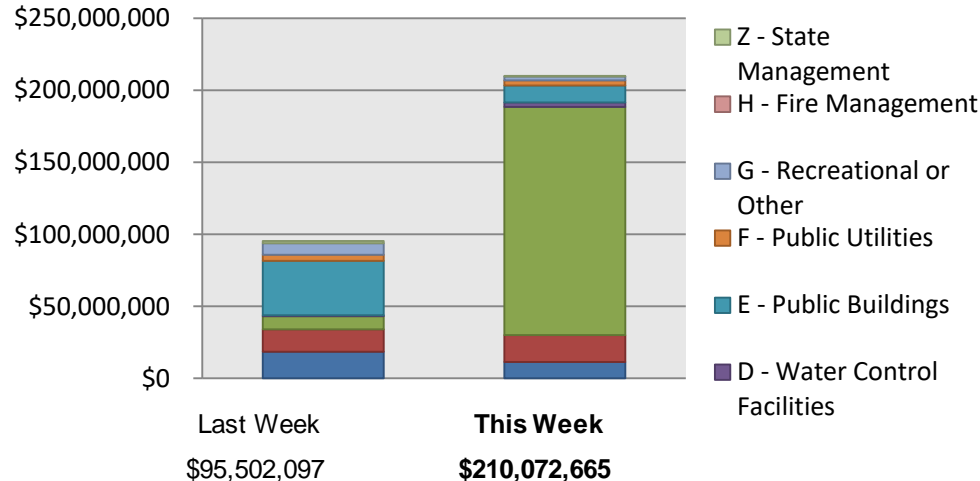
Public Assistance Grant Program



FEMA

PA Project Worksheets Obligated in past week, as of 04/16/18 at 1500 EDT										
PA Category	Emergency Work		Permanent Work							Total
	A - Debris Removal	B - Protective Measures	C - Roads & Bridges	D - Water Control Facilities	E - Public Buildings	F - Public Utilities	G - Recreational or Other	H - Fire Management	Z - State Management	
Number Of PWs Obligated	96	112	157	20	45	31	44	0	14	519
Federal Share Obligated	\$11,327,487.87	\$18,628,745.55	\$158,596,605.80	\$3,065,157.91	\$11,843,040.47	\$3,380,798.60	\$2,729,591.13	\$0.00	\$501,237.78	\$210,072,665.11

Public Assistance Obligated per Category In the Past 2 Weeks – 4/2/2018 through 4/16/2018



This weeks PA Highlights

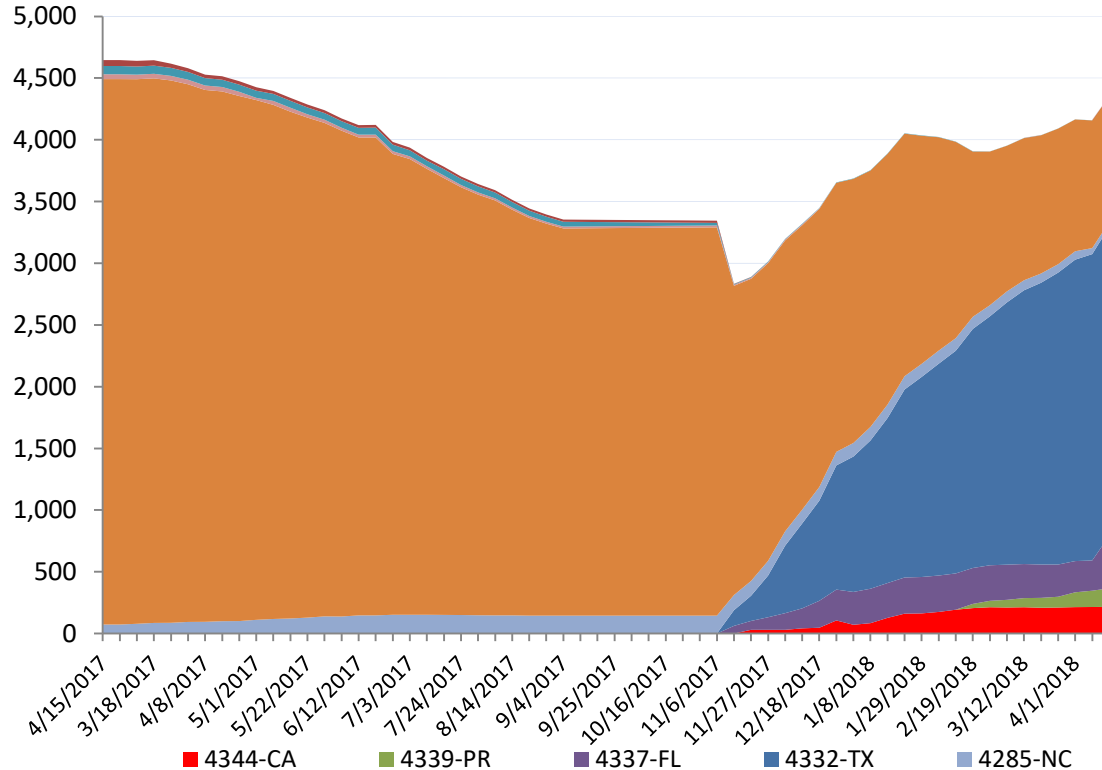
- Over \$13.6 Million was obligated to Protective Measures for Puerto Rico
- Over \$11 Million was obligated to Public Buildings for Louisiana
- Approximately \$4.5 Million was obligated to Debris Removal for California
- \$135 Million was obligated to Roads and Bridges for Puerto Rico

Direct Housing

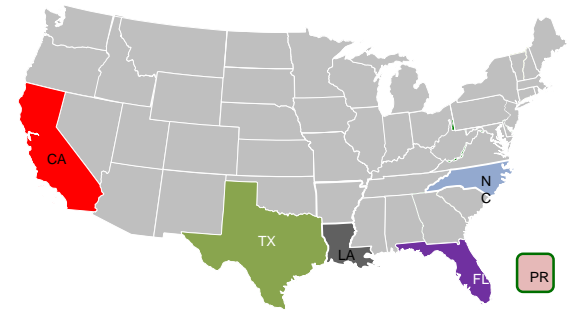


FEMA

Total Households in FEMA Direct Housing per State
Past Year per Week, 4/15/2017 – 4/15/2018, There are currently **4,378** Households
Occupying **4,378** Temporary Units



DR	IA Declaration Date	Program End Date	Current # of Households in Direct Housing (Weekly Change)
4339-PR	9/10/2017	3/20/2019	151 (+19)
4266-TX	3/19/2016	9/19/2017	0 (-1)
4277-LA	8/14/2016	2/14/2018	1,017 (-17)
4285-NC	10/10/2016	4/10/2018	38 (-11)
4332-TX	8/25/2017	2/25/2018	2,504 (+22)
4337-FL	9/10/2017	3/10/2018	426 (+181)
4344-CA	10/10/2017	4/10/2018	216 (+1)



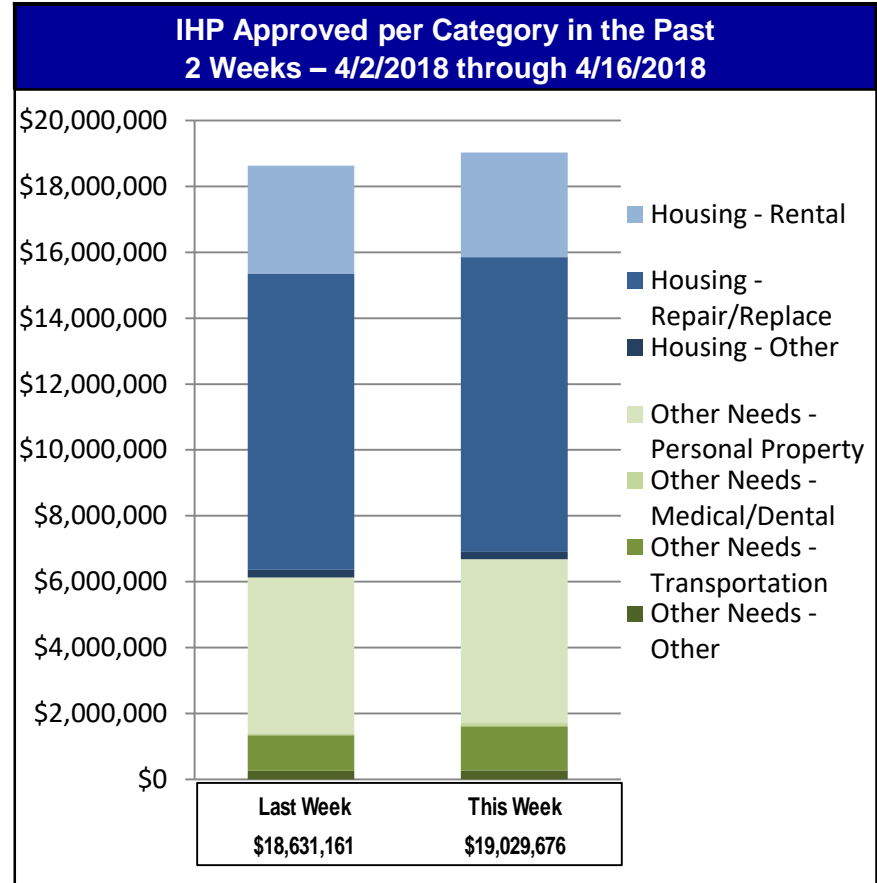
States with Currently Occupied Units

Individual Assistance Activity



FEMA

	Individuals and Households Program Activity As Of: 4/16/18				
		In Past 7 Days		Cumulative	
		Applicants Approved	Amount Approved	Applicants Approved	Amount Approved
	4336-PR Declared 09-10-2017	End Of Reg Period 06-18-2018			
Open Registration Period	Housing Assistance	4	\$16,080.67	999	\$6,337,457.47
	Other Needs Assistance	2	\$2,881.50	1,006	\$1,620,714.49
	Total IHP	\$18,962.17		\$7,958,171.96	
	Average IHP			\$5,352	
	Total Max Grants			143	
	4339-PR Declared 09-20-2017	End Of Reg Period 06-18-2018			
Open Registration Period	Housing Assistance	2,121	\$5,968,024.35	207,295	\$616,635,054.35
	Other Needs Assistance	2,280	\$3,266,933.38	373,000	\$502,239,905.96
	Total IHP	\$9,234,957.73		\$1,118,874,960.31	
	Average IHP			\$2,489	
	Total Max Grants			3018	
	4357-AS Declared 03-02-2018	End Of Reg Period 05-01-2018			
Open Registration Period	Housing Assistance	625	\$2,039,261.10	2,086	\$7,248,872.45
	Other Needs Assistance	726	\$982,209.87	2,394	\$3,270,988.22
	Total IHP	\$3,021,470.97		\$10,519,860.67	
	Average IHP			\$3,343	
	Total Max Grants			15	
Other IHP Active	10 Declarations IHP Programmatically Open - Closed Registration *				
	Housing Assistance	1,076	\$4,327,343.06		
	Other Needs Assistance	916	\$2,426,942.54		
	Total IHP	\$6,754,285.60			
	Total IHP Approved in Past Week	\$19,029,676.47			





FEMA

FEMA's mission is helping people before, during, and after disasters.