

The Disaster Center is dedicated to the idea that disaster mitigation is cost effective and individuals pursuing their own interest are the greatest potential force for disaster reduction.

Please consider making a small donation to the Disaster Center



When disaster mitigation is cost effective, we are on the road to bringing disasters to an end.



FEMA

Daily Operations Briefing

Saturday, April 18, 2015

8:30 a.m. EDT

Significant Activity: April 17-18



Significant Events: None

Significant Weather:

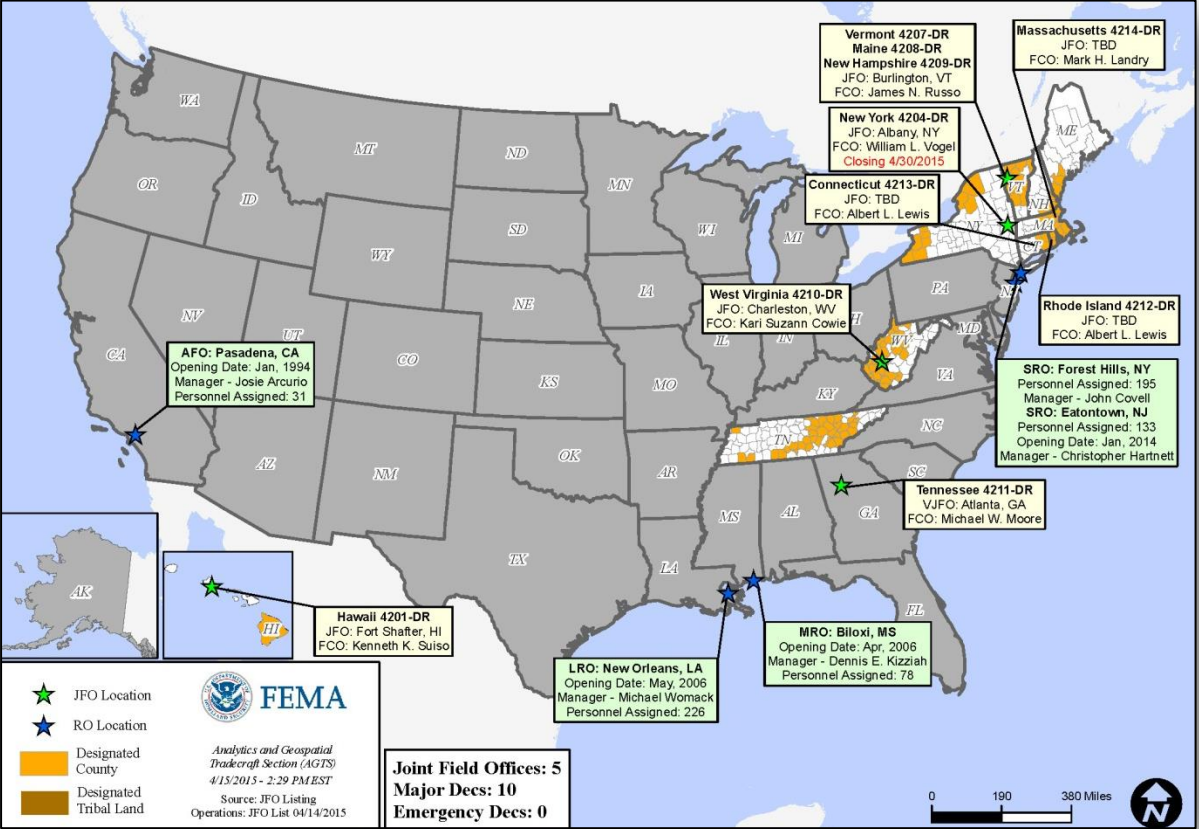
- Heavy Snow – Central/Southern Rockies
- Severe Thunderstorms – Central/Southern Plains to Lower Mississippi Valley
- Flash Flooding possible – Along the Gulf Coast from Texas to Florida panhandle
- Rain & Thunderstorms – Central Great Basin/Northern Plains/Middle/Lower Mississippi Valley; Northeast & Southeast
- Critical/Elevated Fire Weather – AZ, NM, TX, PA, NY, NJ, CT & MA
- Red Flag Warnings – AZ, NM, WI, PA, NY, NJ, CT & MA
- Space Weather Storms:
 - Past 24 hours – None
 - Next 24 hours – None

Tropical Activity: None

Disaster Activity: None

FEMA Readiness: No activity

Open Field Offices as of April 18



Disaster Requests & Declarations



Declaration Requests in Process		Requests APPROVED (since last report)	Requests DENIED (since last report)
3	Date Requested	0	0
GA – DR Severe Winter Storm	April 6, 2015		
KY – DR Severe Winter Storm and Snowstorm	April 17, 2015		
FSM – Typhoon Maysak <i>*This request was made pursuant to the Compact of Free Association</i>	April 17, 2015		

Disaster Amendments



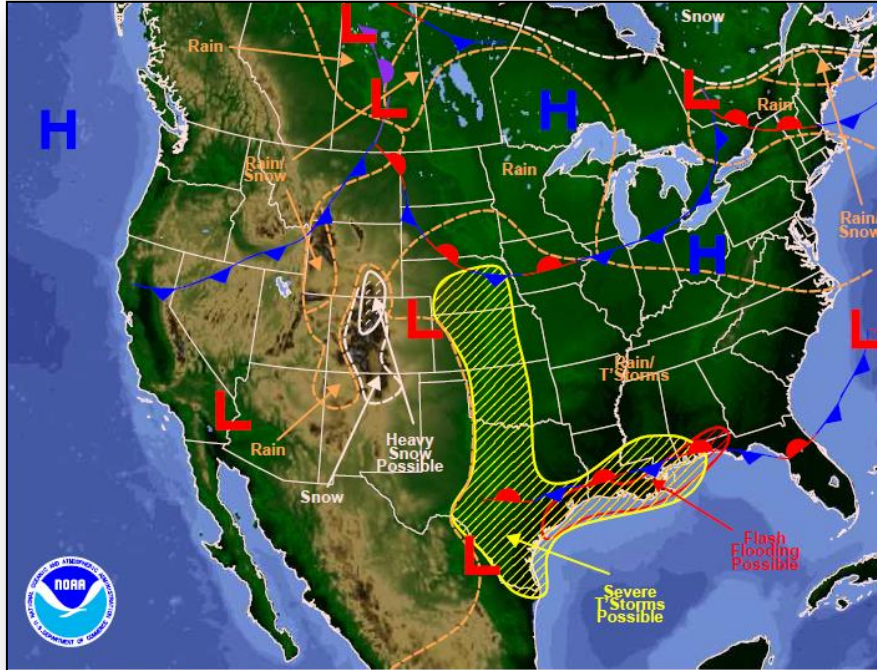
Amendment	Effective Date	Action
Amendment No. 1 to FEMA-4210-DR-WV	April 17, 2015	Adds 3 counties for Public Assistance
Amendment No. 1 to FEMA-4211-DR-TN	April 17, 2015	Adds 1 county for Public Assistance

Joint Preliminary Damage Assessments



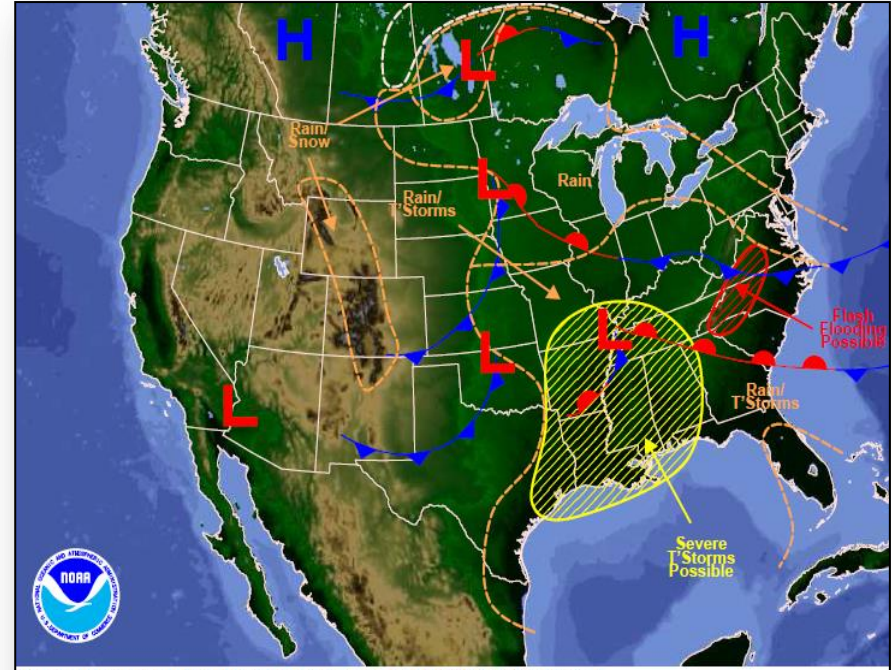
Region	State / Location	Event	IA/PA	Number of Counties		Start – End
				Requested	Complete	
III	WV	Rain & Flooding; April 4-5, 2015	PA	6	0	4/13 - TBD
IV	KY	Flooding; April 2-3, 2015	IA	10	9	4/13 - TBD
			PA	17	9	4/14 - TBD

National Weather Forecast



Weather Forecast for Sat, Apr 18, 2015, issued 4:22 AM EDT
DOC/NOAA/NWS/NCEP/Weather Prediction Center
Prepared by Krekler based on WPC, SPC and NHC forecasts

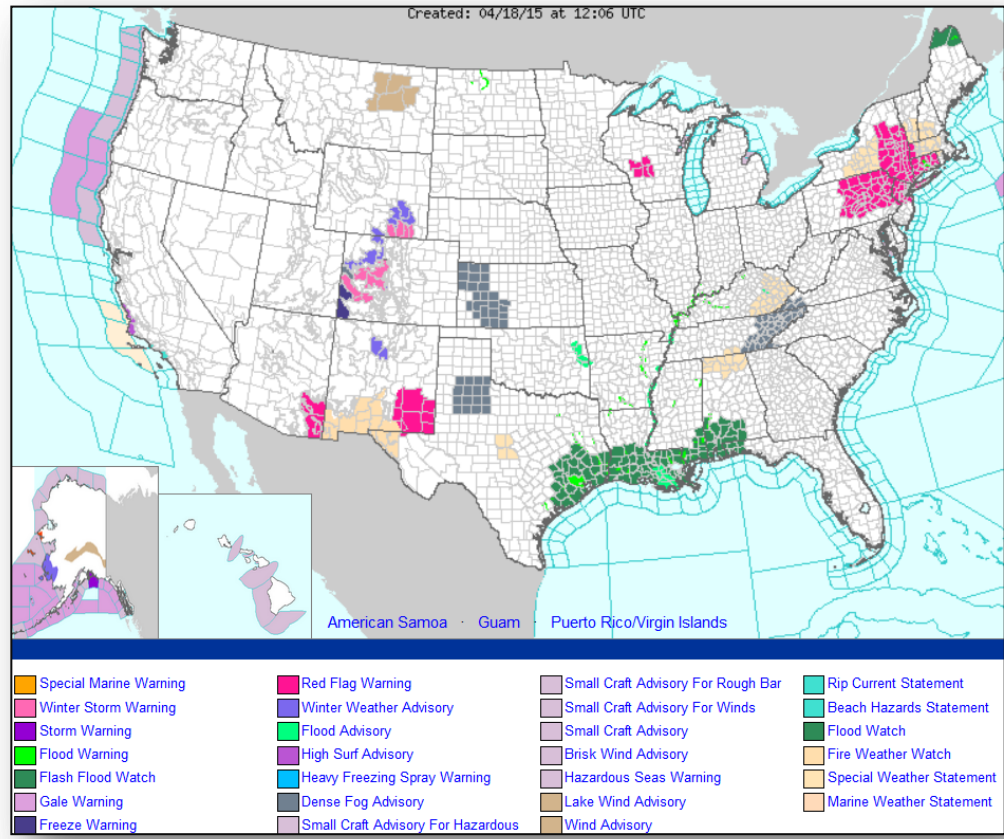
Today



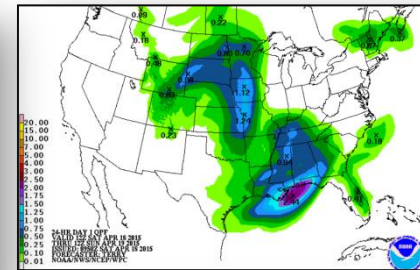
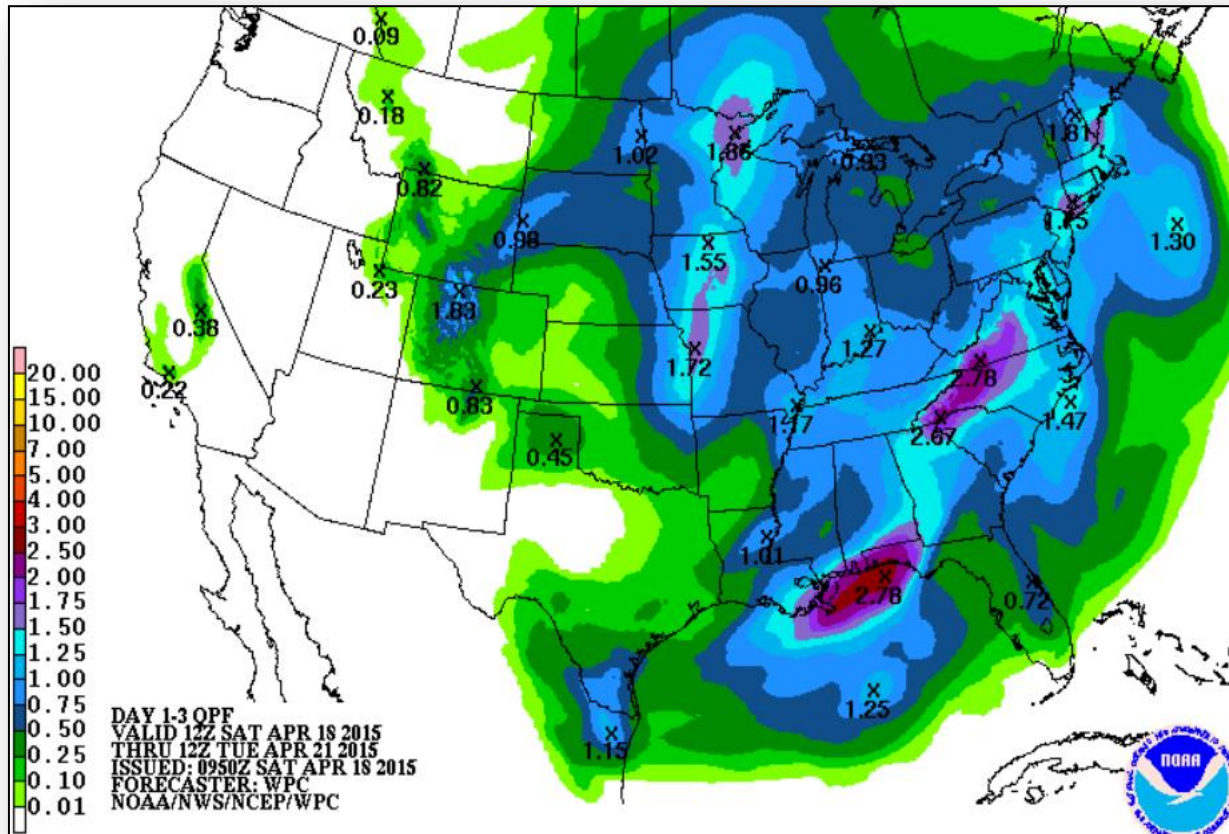
Weather Forecast for Sun, Apr 19, 2015, issued 4:36 AM EDT Sat, Apr 18, 2015
DOC/NOAA/NWS/NCEP/Weather Prediction Center
Prepared by Krekler based on WPC, SPC and NHC forecasts

Tomorrow

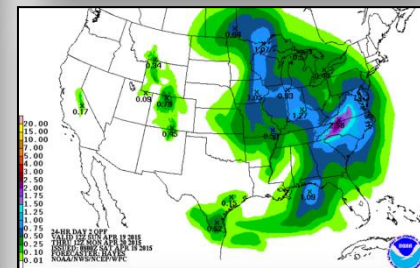
Active Watches/Warnings



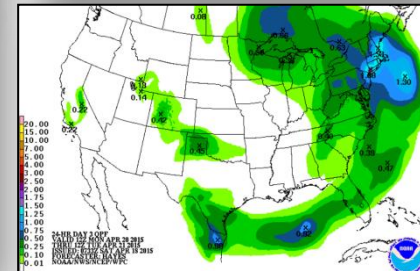
Precipitation Forecast 1-3 Day



Day 1

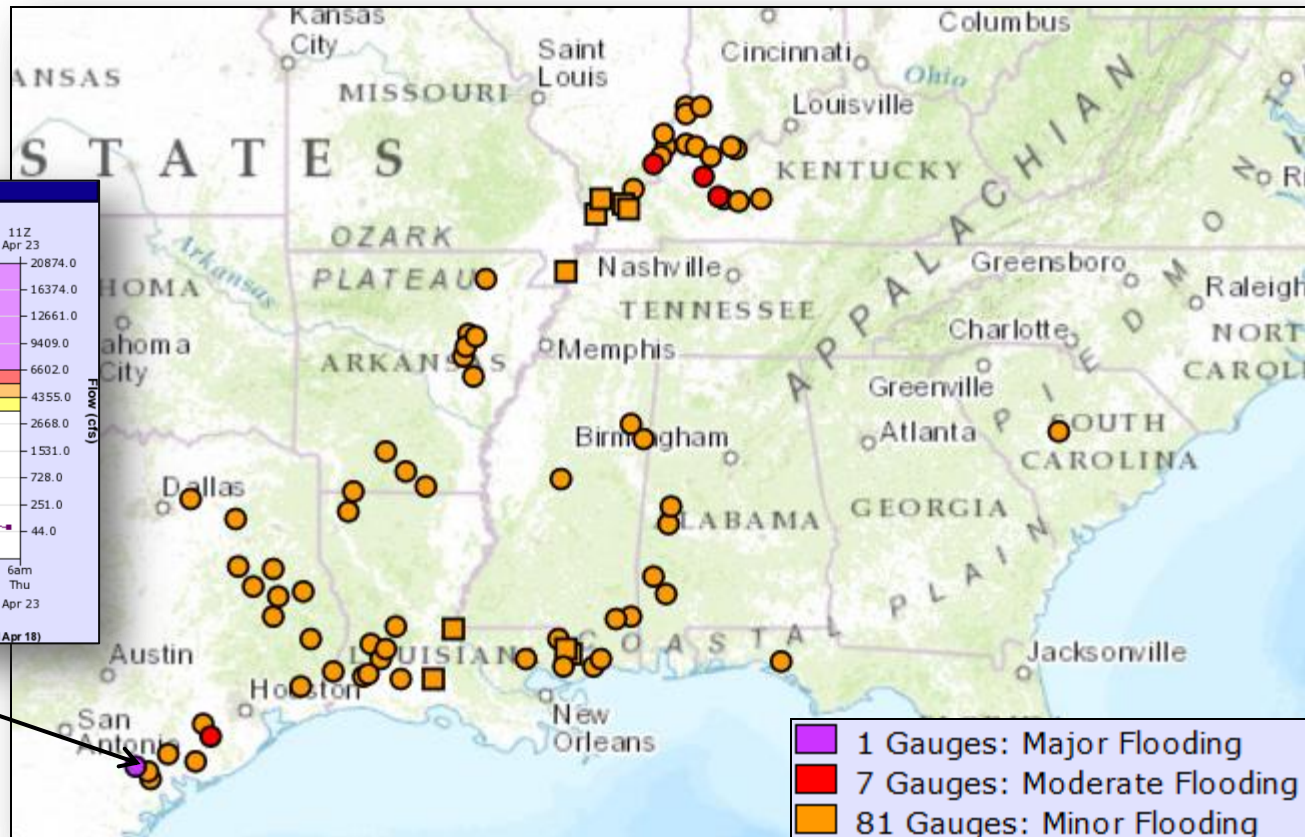
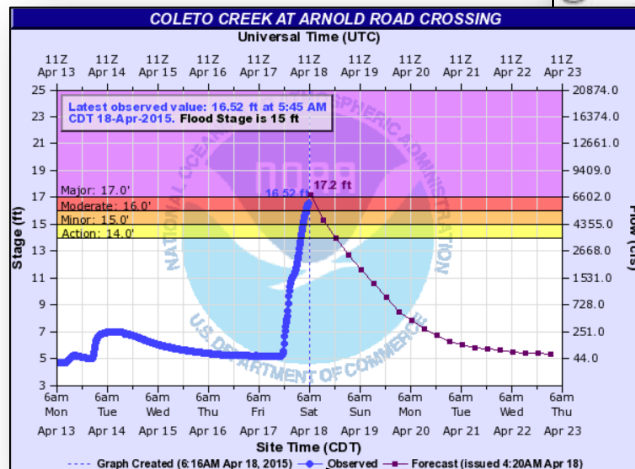


Day 2

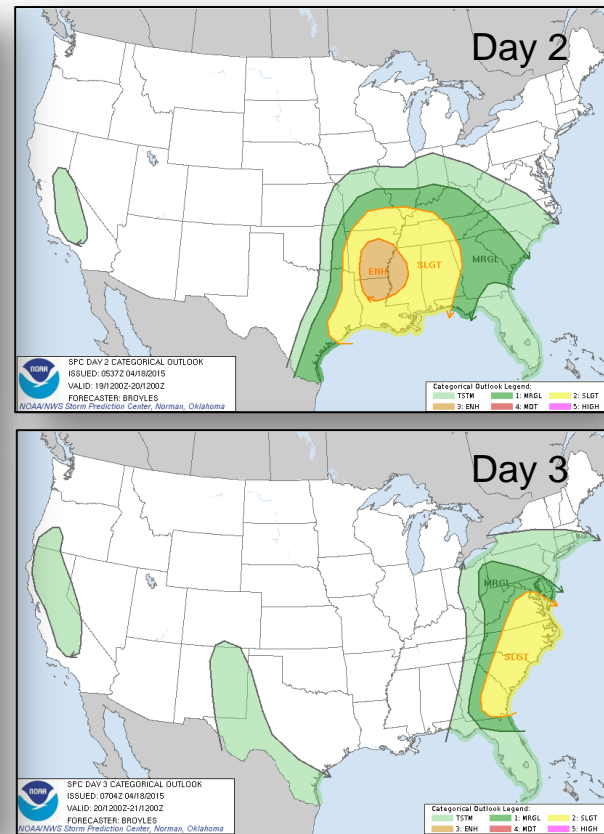
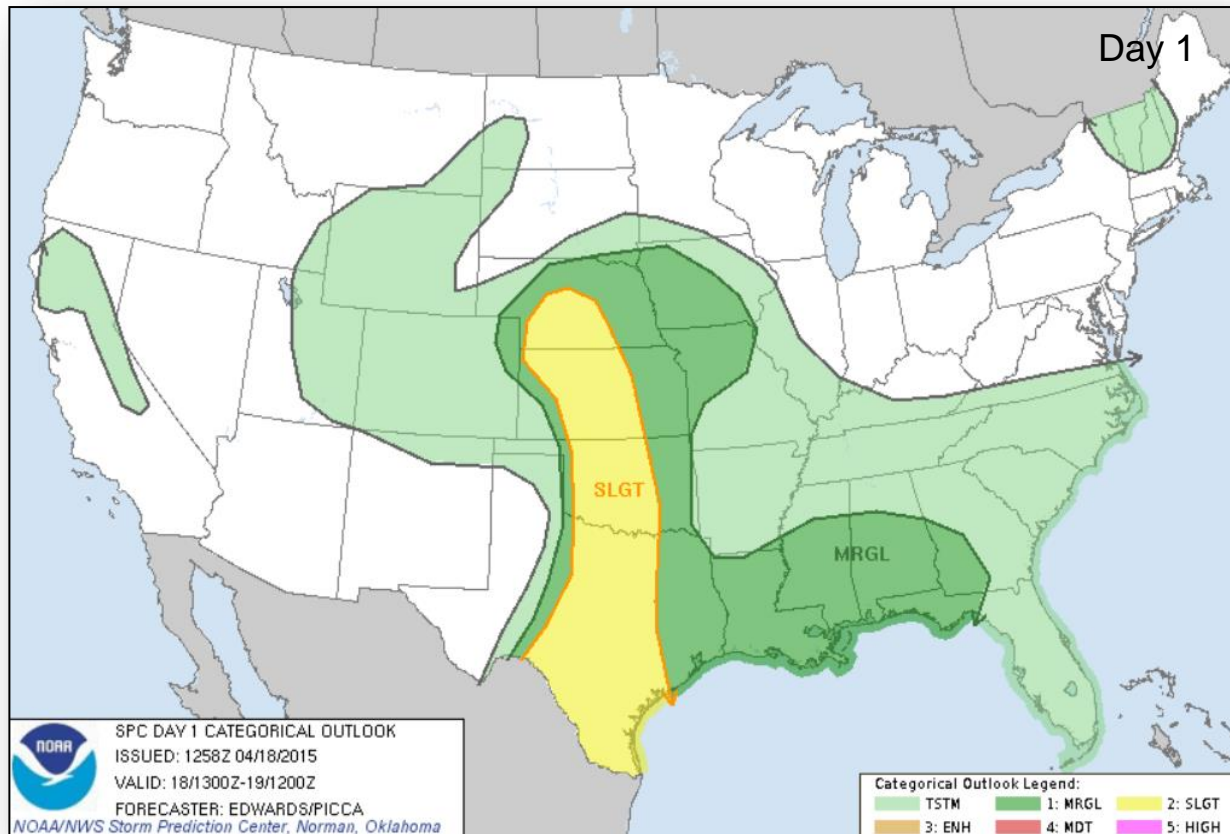


Day 3

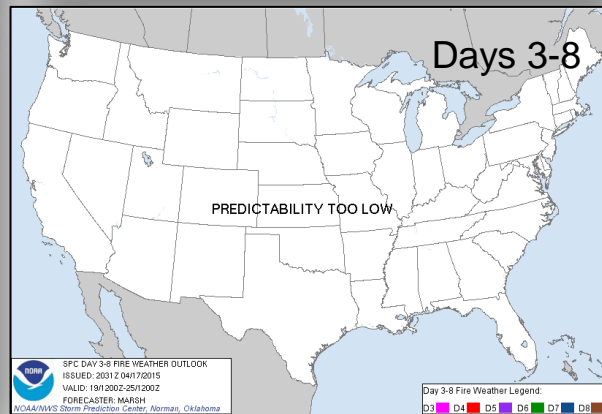
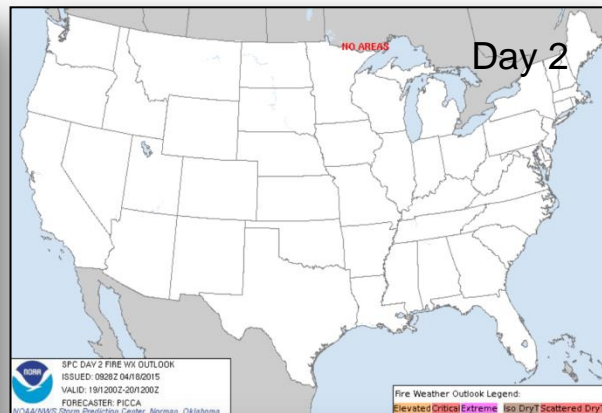
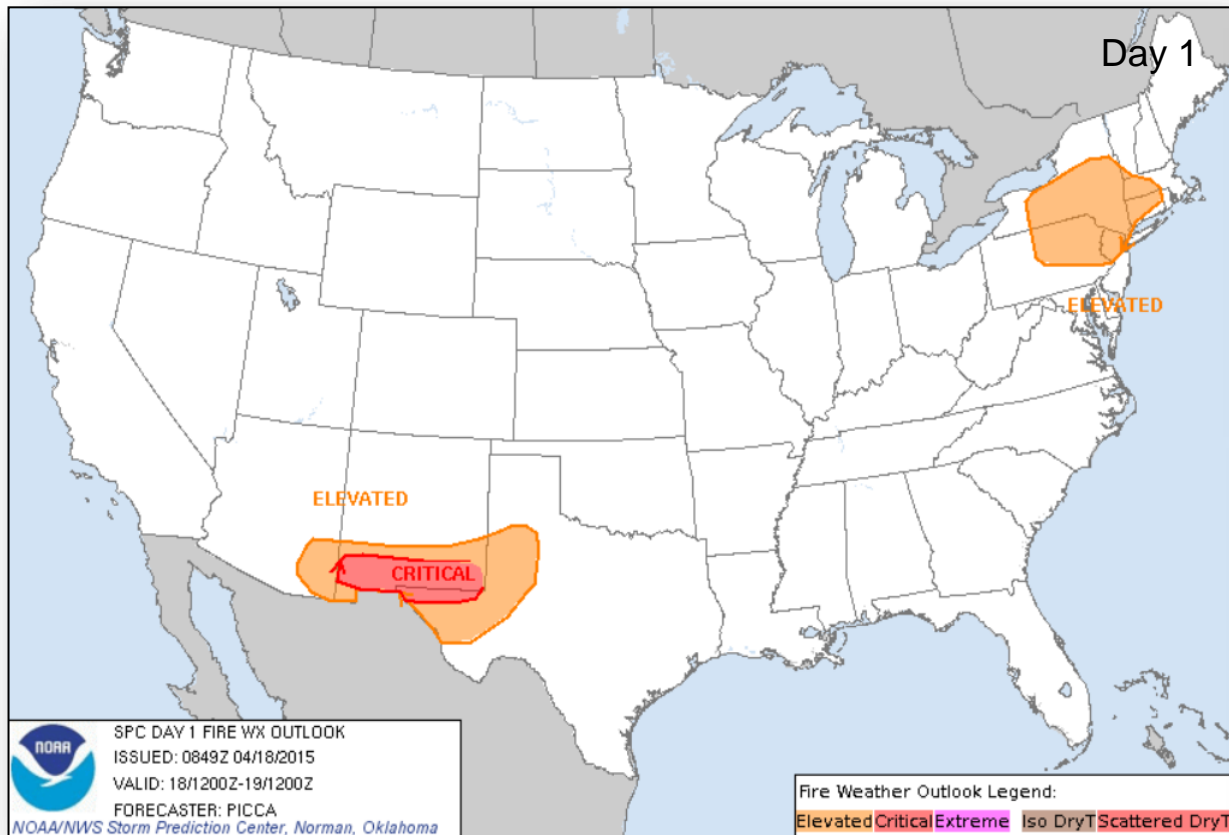
River Forecast



Convective Outlook, Days 1-3


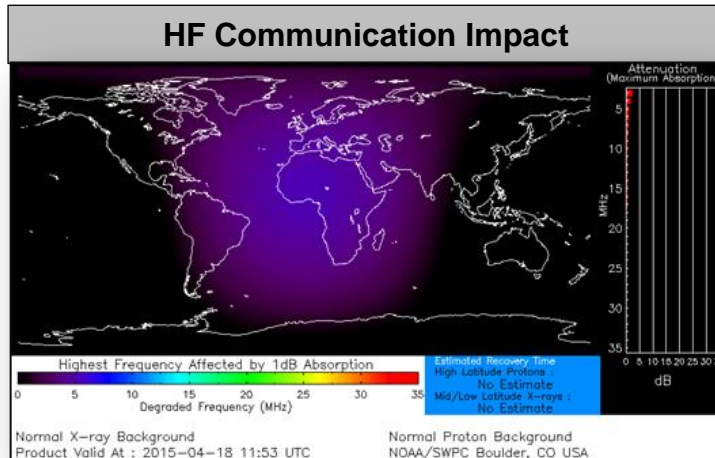


Fire Weather Outlook, Days 1-8



Space Weather

None	Past 24 Hours	Current	Next 24 Hours
Space Weather Activity:	None	None	None
• Geomagnetic Storms	None	None	None
• Solar Radiation Storms	None	None	None
• Radio Blackouts	None	None	None



FEMA Readiness – Deployable Teams /Assets



Deployable Teams/Assets									
Resource	Status	Total	FMC Available		Partially Available	Not Available	Detailed, Deployed, Activated	Comments	Rating Criterion
FCO		37	17	46%	0	1	19 (+1)		OFDC Readiness: FCO Green Yellow Red Type 1 3+ 2 1 Type 2 4+ 3 2 Type 3 4 3 2
FDRC		9	9	100%	0	0	0		FDRC 3 2 1
US&R		28	27	96%	0	1	0	NM-TF1 (Red – Personnel shortages)	<ul style="list-style-type: none">• Green = Available/FMC• Yellow = Available/PMC• Red = Out-of-Service• Blue = Assigned/Deployed
National IMAT		3	2	66%	0	0	1	IMAT East 2 – Deployed to GA	<ul style="list-style-type: none">• Green: 3 avail• Yellow: 1-2 avail• Red: 0 avail (<i>Individual N-IMAT red if 50% of Section Chiefs and/or Team Leader is unavailable for deployment.</i>)
Regional IMAT		13	9	69%	0	3	1	Region III – Deployed to WV <u>Not Mission Capable (NMC)</u> <ul style="list-style-type: none">• Regions IV-3, VI-3 & IX-1	<ul style="list-style-type: none">• Green: 7 or more avail• Yellow: 4 - 6 teams available• Red: > 8 teams deployed/unavailable <i>R-IMAT also red if TL Ops/Log Chief is unavailable & has no qualified replacement</i>
MCOV		60	56	93%	0	4	0		<ul style="list-style-type: none">• Green = 80 – 100% avail• Yellow = 60 – 79% avail• Red = 59% or below avail• Readiness remains 95%

FEMA Readiness – National/Regional Teams



National/Regional Teams									
Resource	Status	Total	FMC Available		Partially Available	Not Available	Deployed/ Activated	Comments	Rating Criterion
NWC		5	5	100%	0	0	Not Activated		• Green = FMC • Yellow = PMC • Red = NMC
NRCC		2	344	89%	0	44	Not Activated		
HLT		1	N/A	N/A	0	0	Not Activated		
DEST							Not Activated		
RRCCs		10	10	100%	0	0	Not Activated		
RWCs/MOCs		10	10	100%	0	0	Not Activated		



FEMA

FEMA's mission is to support our citizens and first responders to ensure that as a nation we work together to build, sustain, and improve our capability to prepare for, protect against, respond to, recover from, and mitigate all hazards.