

The Disaster Center is dedicated to the idea that disaster mitigation is cost effective and individuals pursuing their own interest are the greatest potential force for disaster reduction.

Please consider making a small donation to the Disaster Center



When disaster mitigation is cost effective, we are on the road to bringing disasters to an end.



FEMA

Daily Operations Briefing

Tuesday, April 18, 2017

8:30 a.m. EDT

Significant Activity – Apr 17-18



Significant Events: None

Significant Weather:

- Rain and thunderstorms – Northern/Central Plains to Great Lakes; Southern Plains to Ohio Valley and Mid-Atlantic
- Rain and snow – Northern Intermountain to Northern Plains, Central Great Basin and Central Rockies
- Red Flag Warnings: CO
- Elevated Fire Weather areas: AZ, UT, CO, NM, TX & OK
- Space Weather:
 - Past 24 hours: none observed
 - Next 24 hours: minor with geomagnetic storms reaching G1 level likely

Tropical Activity: No activity affecting U.S. interests

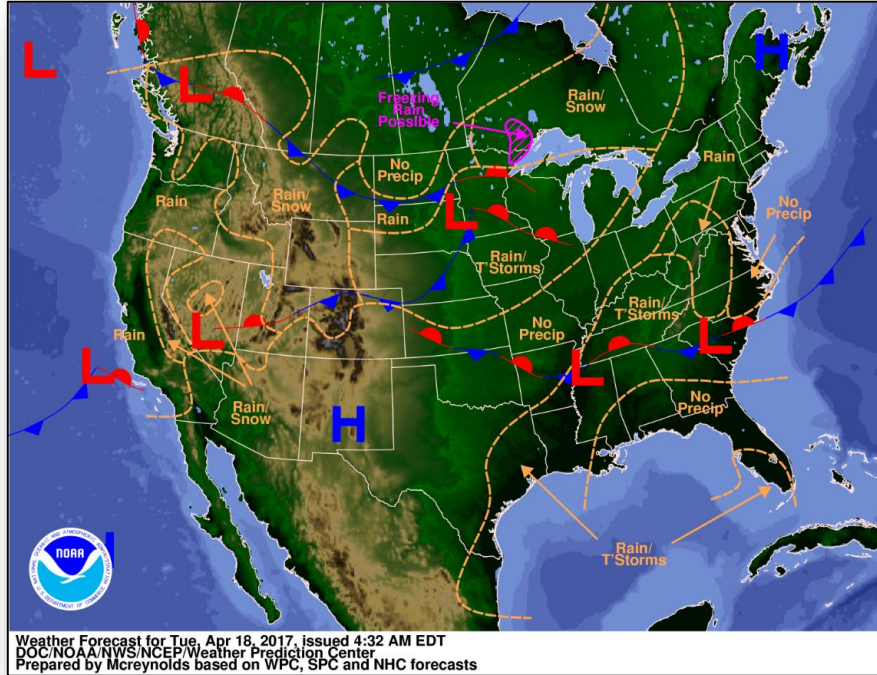
Earthquake Activity: No significant activity

Declaration Activity: None

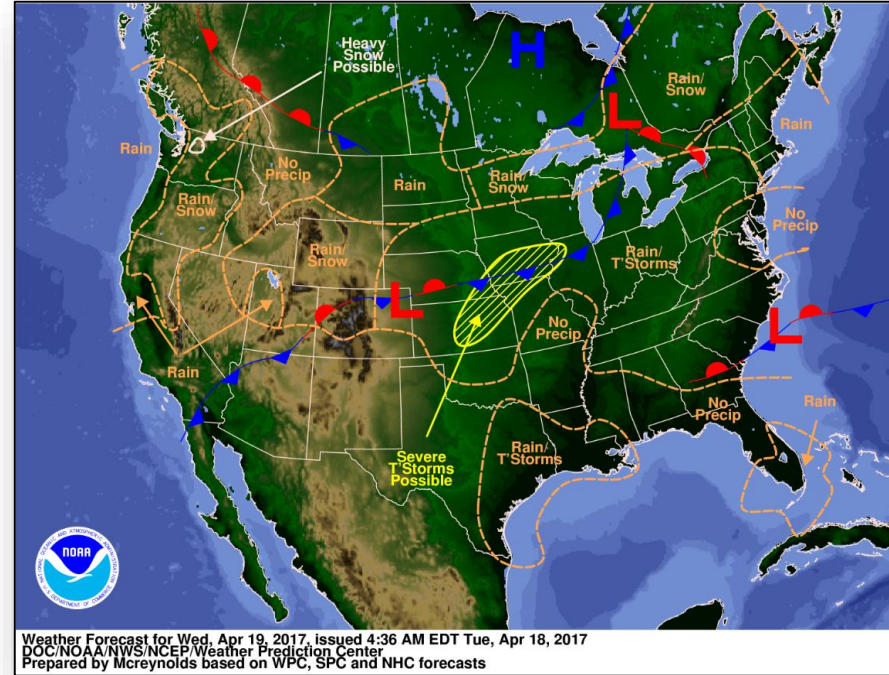
National Weather Forecast



FEMA



Today

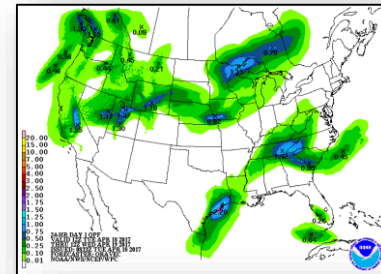
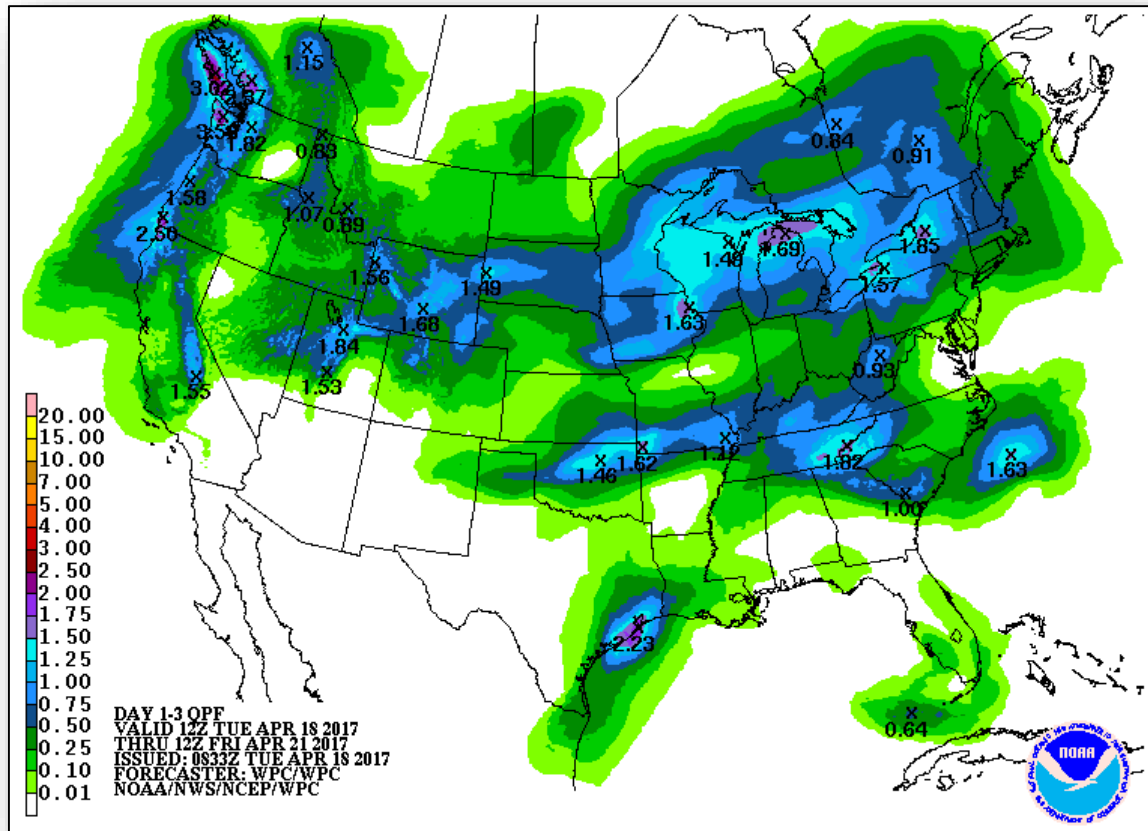


Tomorrow

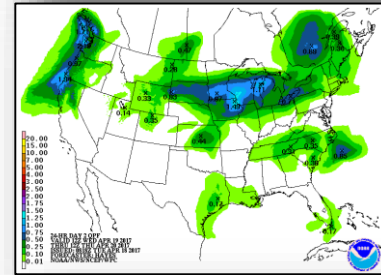
Precipitation Forecast – Days 1-3



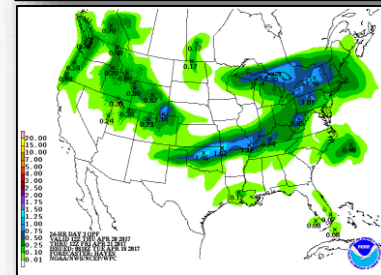
FEMA



Day 1



Day 2

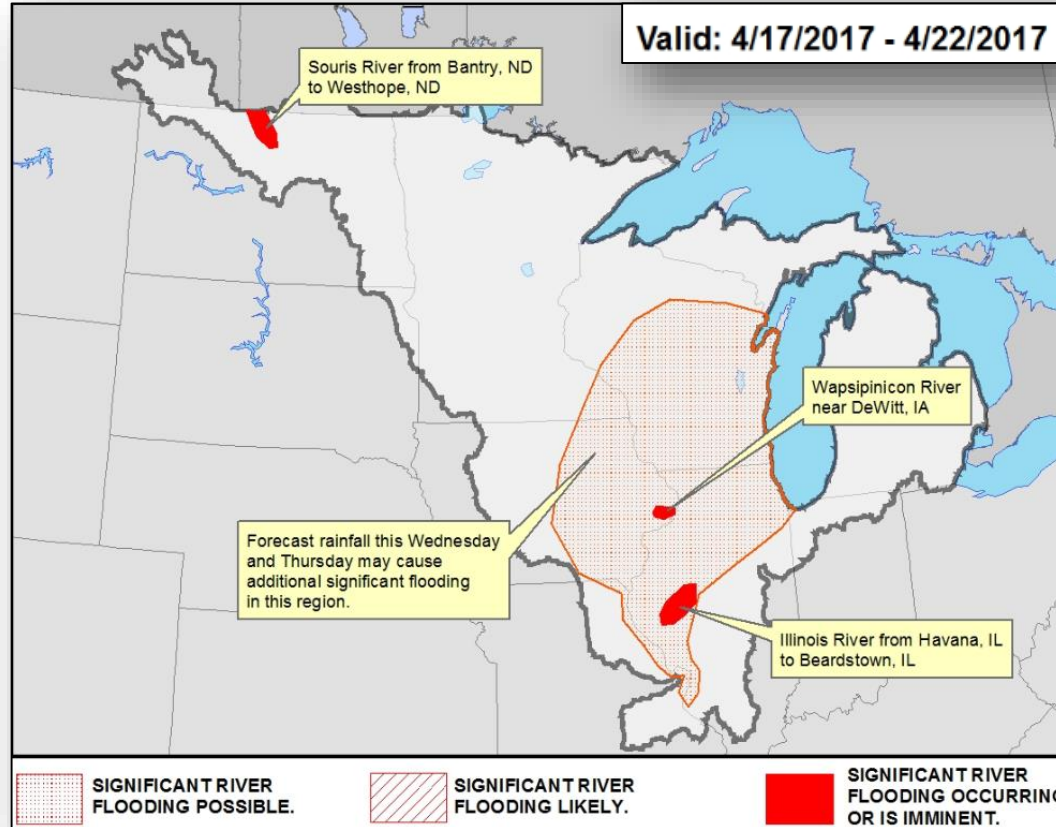


Day 3

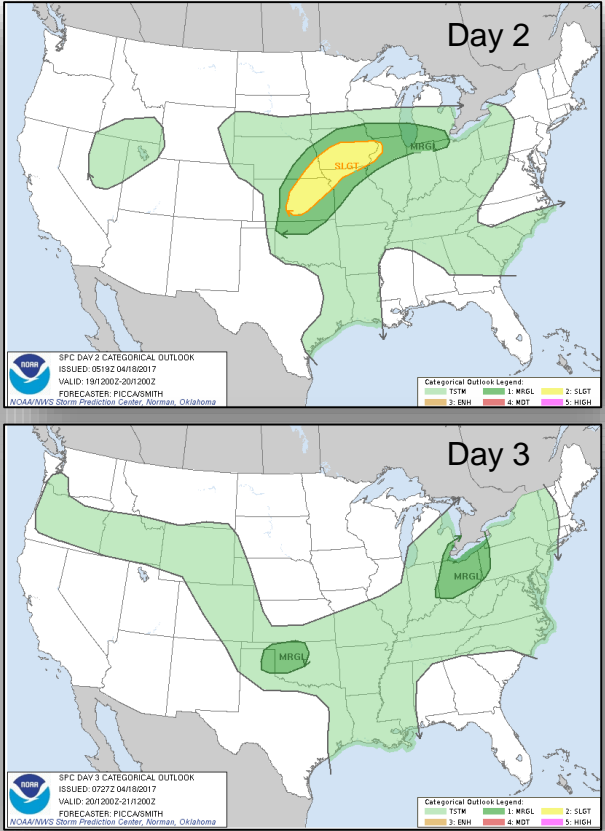
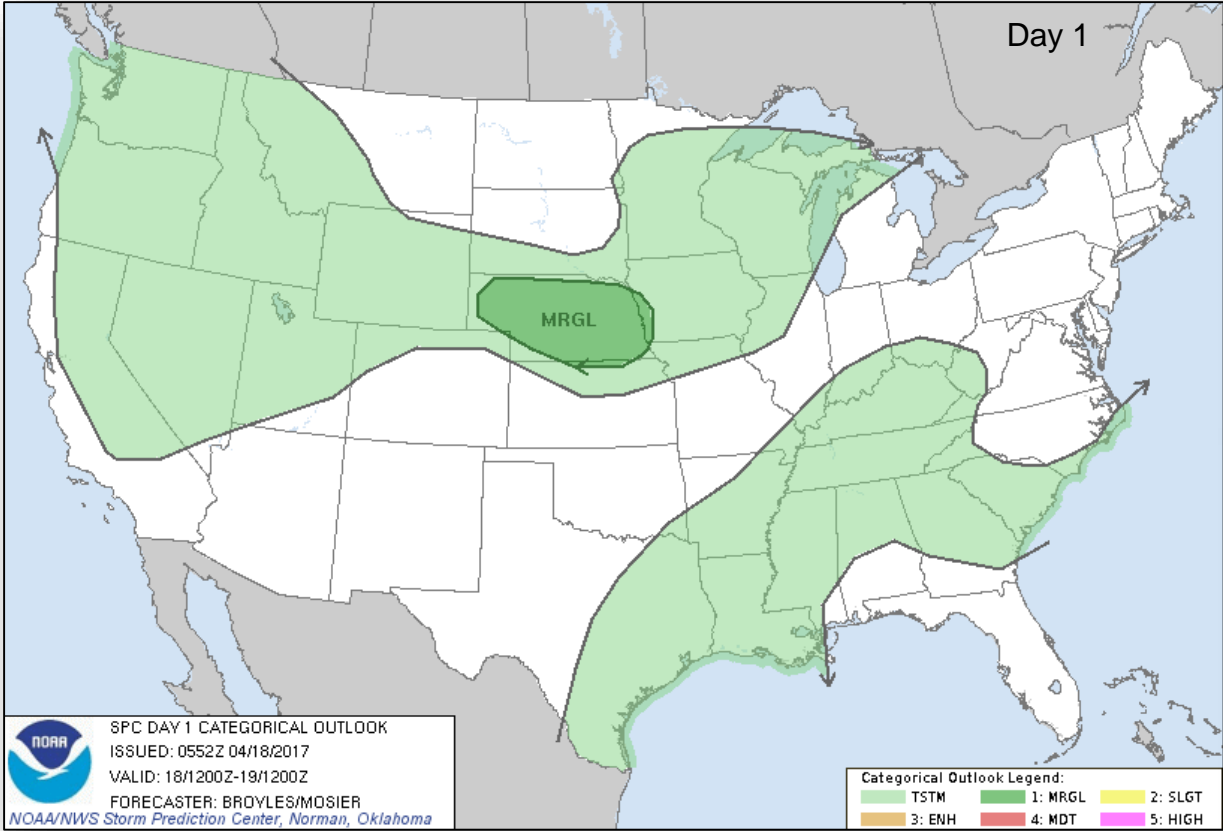
Significant River Flood Outlook



FEMA



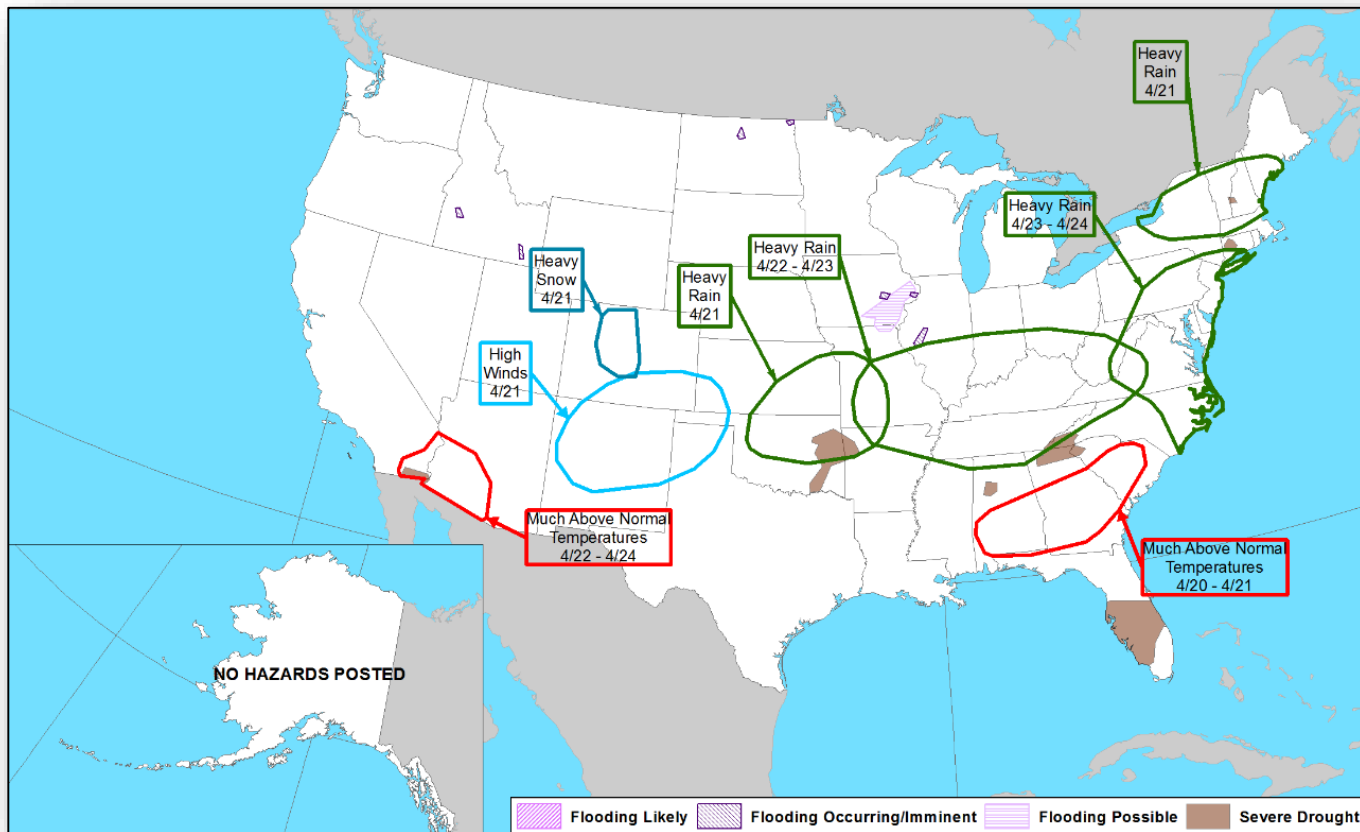
Severe Weather Outlook – Days 1-3



Hazards Outlook – April 20-24



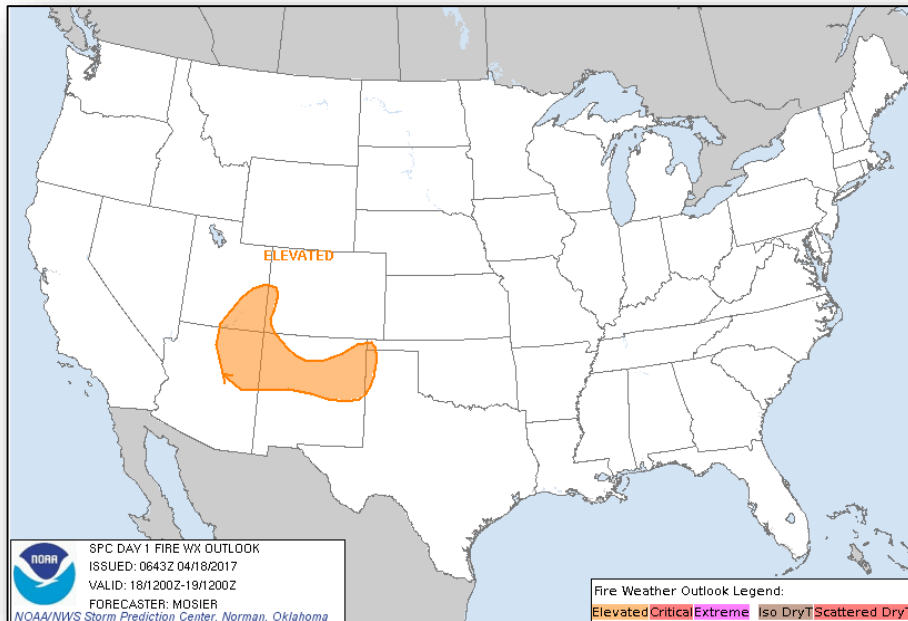
FEMA



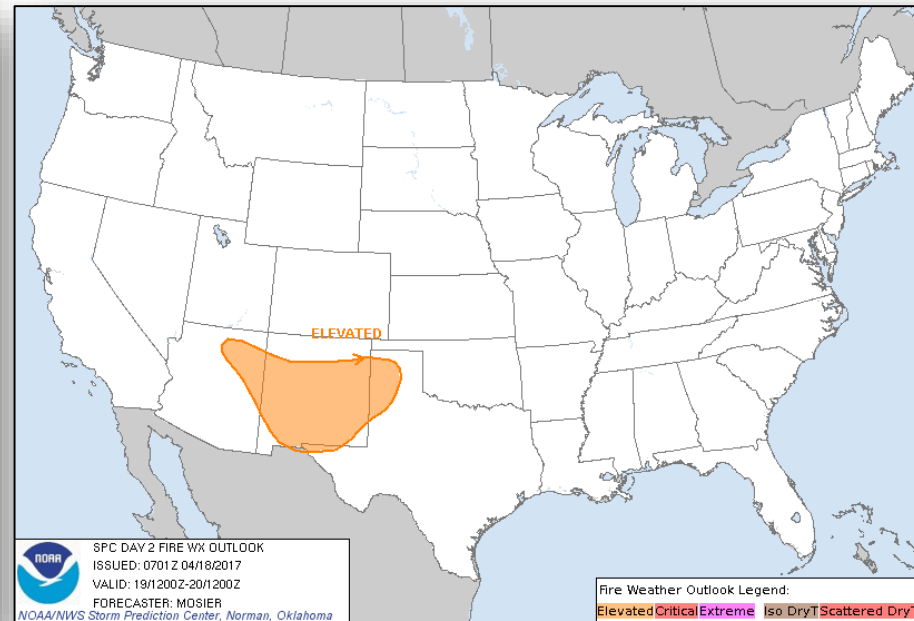
Fire Weather Outlook



FEMA



Today





Tomorrow

Space Weather



FEMA

	Space Weather Activity	Geomagnetic Storms	Solar Radiation	Radio Blackouts
Past 24 Hours	None	None	None	None
Next 24 Hours	Minor	G1	None	None
For further information on NOAA Space Weather Scales refer to http://www.swpc.noaa.gov/noaa-scales-explanation				



FMAG Requests and Declarations



FEMA

Action (since last report)		Total	FMAG No. and State		
Requests DENIED		1	4/15/17 - Veterans Parkway Wildfire; FL		
Requests APPROVED		0			
Approved FMAG Data					
Year	Current YTD	MTD	*Monthly Average	Cumulative Acres Burned YTD	Cumulative Denied FMAGs YTD
2017	24	0	1	177,917	13
Year	Total Previous FY	**Yearly Average		Total Acres Burned Previous Year	Total Denied FMAGs Previous Year
2016	36	33		313,839	3
* Reflects the 3-year average for current month/ ** Reflects 3-year total average					

Joint Preliminary Damage Assessments



FEMA

Region	State / Location	Event	IA/PA	Number of Counties		Start – End
				Requested	Completed	
II	New York	Winter Storm Event March 13-15, 2017	IA	0	0	N/A
			PA	30	8	Mar 30 – TBD
III	Pennsylvania	Winter Storm Event March 13-14, 2017	IA	0	0	N/A
			PA	9	2	Apr 11 – TBD
X	Idaho	Winter Storms and Flooding March 6 - April 3, 2017	IA	0	0	N/A
			PA	8	0	Apr 17 – TBD

Disaster Requests & Declarations



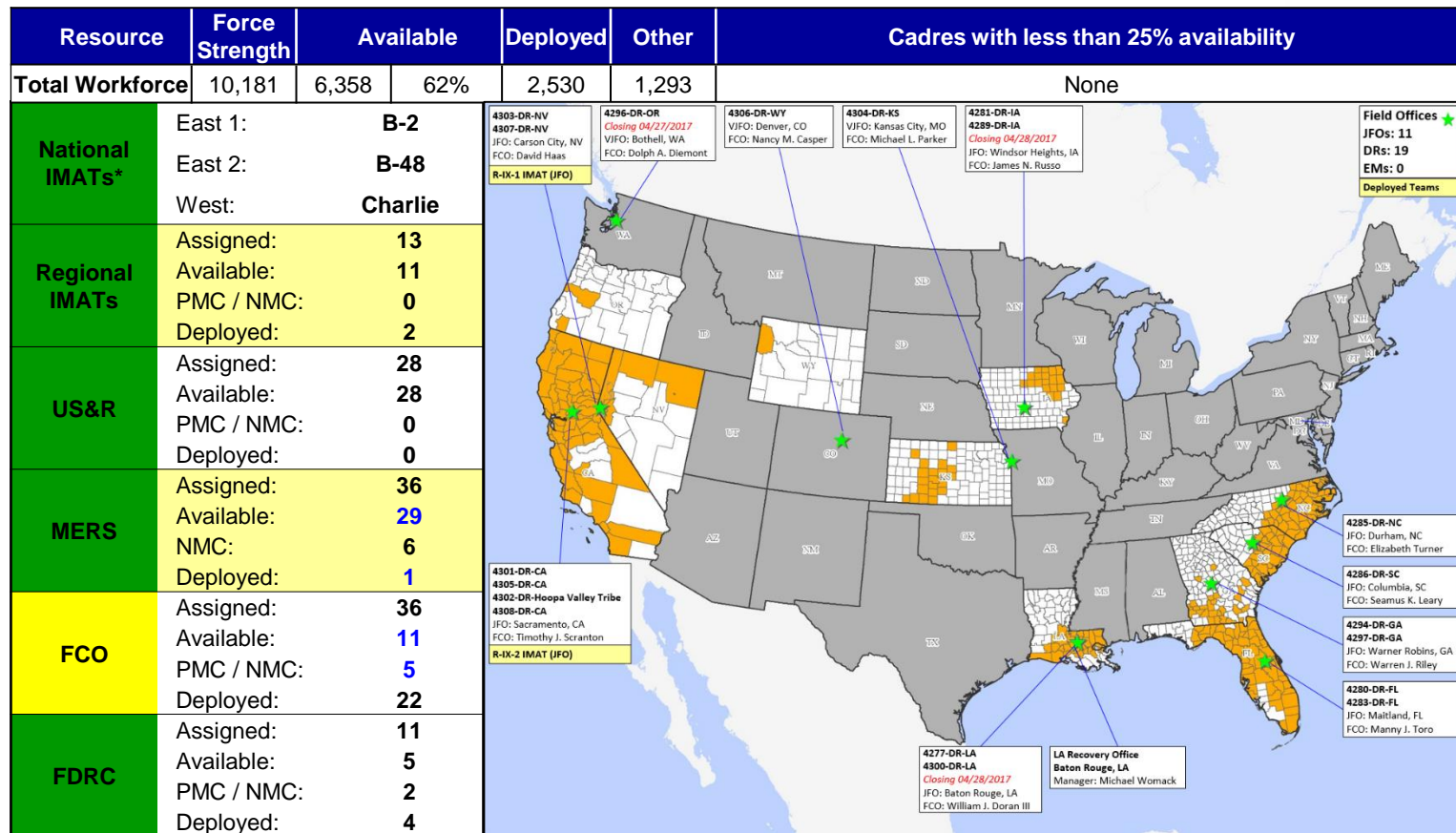
FEMA

Declaration Requests in Process		Requests APPROVED (since last report)	Requests DENIED (since last report)
5	Date Requested	0	0
OR – DR Severe Winter Storms, Flooding, Landslides, and Mudslides	March 9, 2017		
ID – DR Severe Storms and Flooding	March 30, 2017		
Resighini Rancheria Tribe – DR Flooding	April 3, 2017		
WA – DR Severe Winter Storms, Flooding, Landslides, and Mudslides	April 5, 2017		
UT – DR Severe Winter Storms, Flooding, Landslides, and Mudslides	April 6, 2017		

Readiness – Deployable Teams and Assets



FEMA



*B-2 Status: Assemble ≤ 2-hrs, On Site ≤ 18-hrs; B-48 Status: Assemble and deploy ≤ 48hrs; Charlie Status: No team assemble time requirement

Readiness – Activation Teams



Resource	Status	Total	Status	Activated Team	Activation Level	Activation Times	Reason/Comments
NWC		5	Not Activated				
NRCC		2	Not Activated				NRCS Blue Team – April primary
HLT		1	Not Activated				Deactivated for the season
RWCs/MOCs		9	Not Activated	Region I	Returned to Watch/Steady State		Boston Marathon completed
RRCCs		10	Not Activated				

Back-up Regions (April 17-23): **I, VIII, and X**

MERS Availability Summary



FEMA

as of 4/18/2017			
Legend	> 66%	< 66% & > 33%	< 33%
	Personnel Availability	Pacing Item Availability	Teams Deployed
Bothell MERS	98%	100%	1
Denton MERS	91%	67%	0
Denver MERS	98%	100%	0
Frederick MERS	100%	89%	0
Maynard MERS	95%	60%	0
Thomasville MERS	96%	87%	0
Disaster Emergency Communications Division			
Overall MERS Availability	96%	84%	97%



FEMA

FEMA's mission is to support our citizens and first responders to ensure that as a nation we work together to build, sustain, and improve our capability to prepare for, protect against, respond to, recover from, and mitigate all hazards.