

The Disaster Center is dedicated to the idea that disaster mitigation is cost effective and individuals pursuing their own interest are the greatest potential force for disaster reduction.

Please consider making a small donation to the Disaster Center



When disaster mitigation is cost effective, we are on the road to bringing disasters to an end.



# FEMA

## Daily Operations Briefing

Friday, April 20, 2018

8:30 a.m. EDT

# Significant Activity – April 19-20



FEMA

**Significant Events:** None

**Tropical Activity:** Western Pacific - no activity affecting U.S. interests

**Significant Weather:**

- Heavy Snow – Central Rockies
- Heavy Rain/Flash Flooding possible – Lower Mississippi Valley into parts of the Southern Plains
- Critical/Elevated Fire Weather – Desert Southwest & Southern Plains/High Plains
- Red Flag Warnings – NM & TX
- Space Weather:
  - Past 24 hours – Moderate; geomagnetic storms reaching G2 level occurred
  - Next 24 hours – Minor; geomagnetic storms reaching G1 level expected

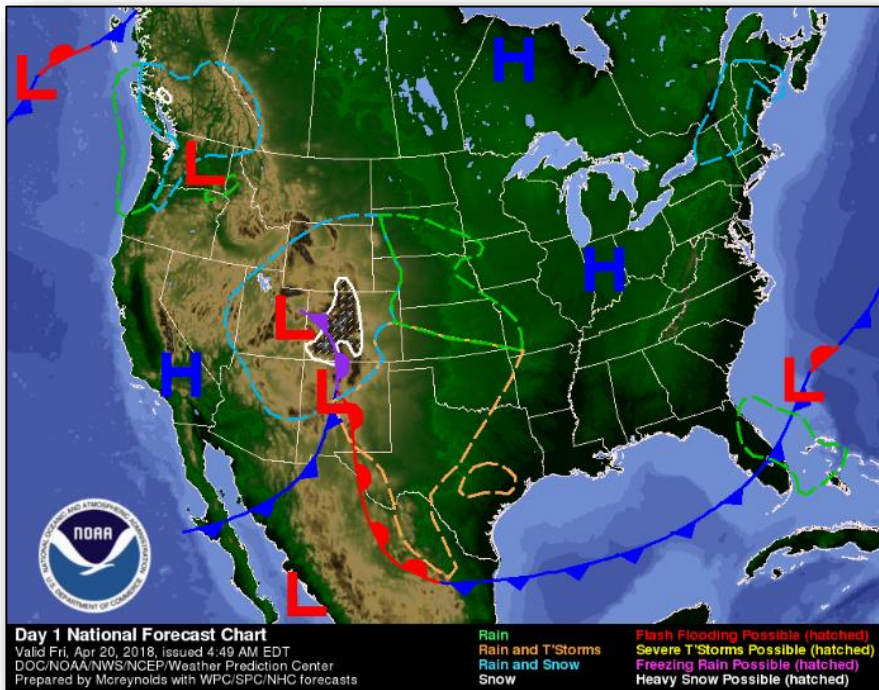
**Earthquake Activity:** No significant activity

**Declaration Activity:** None

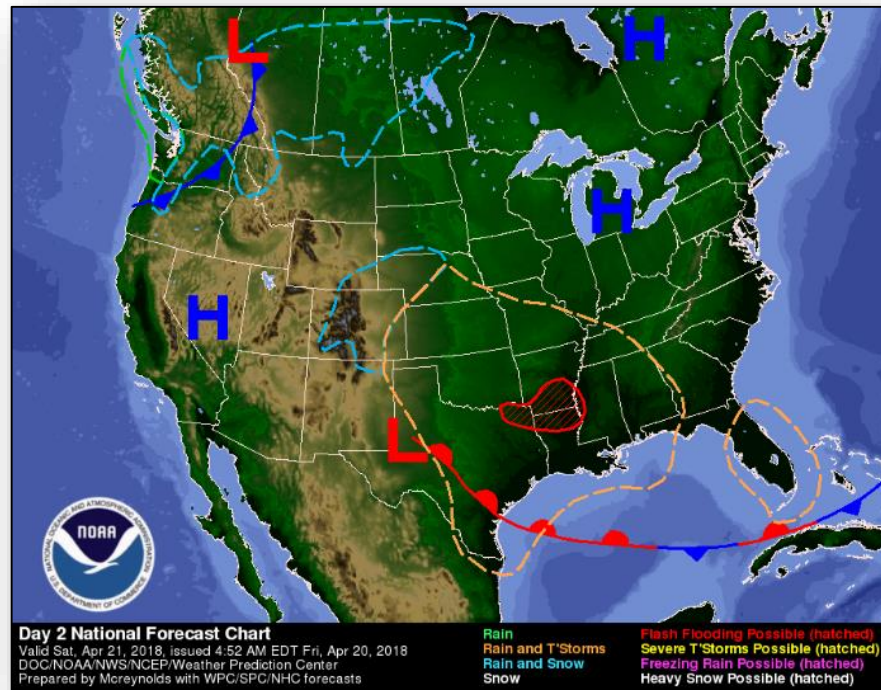
# National Weather Forecast



FEMA



*Today*

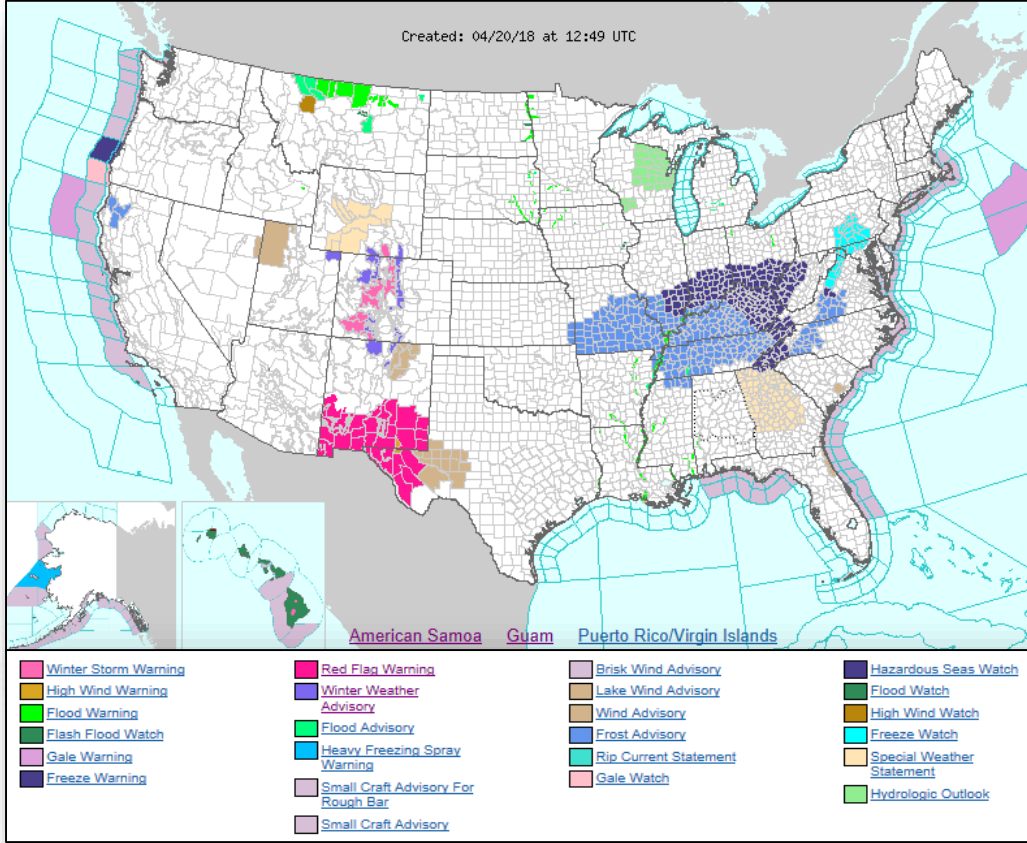


*Tomorrow*

# Active Watches and Warnings



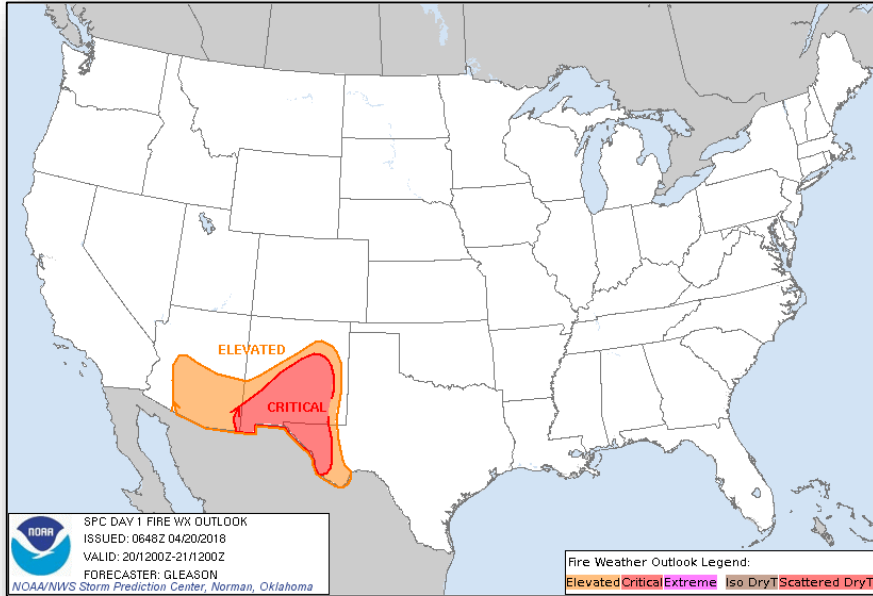
FEMA



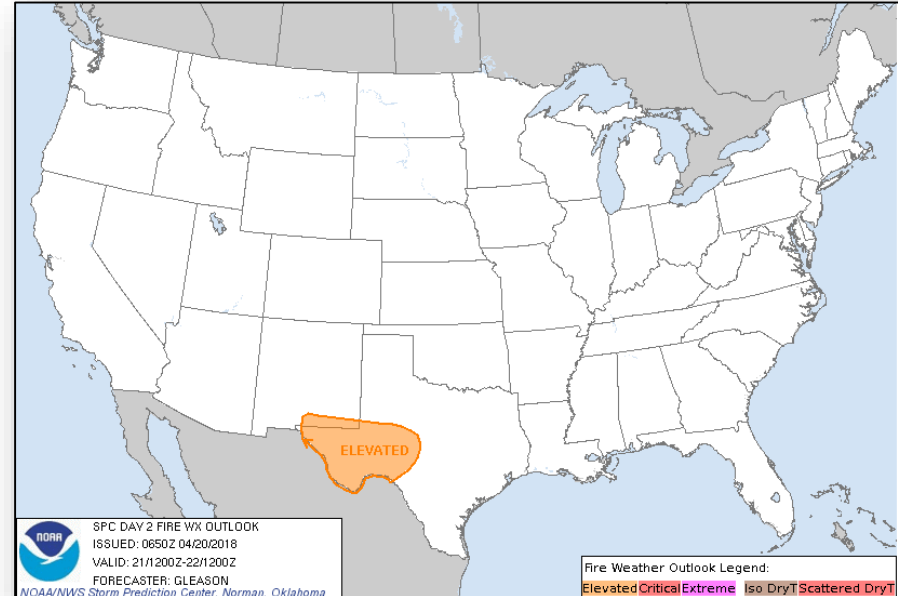
# Fire Weather Outlook



FEMA



*Today*

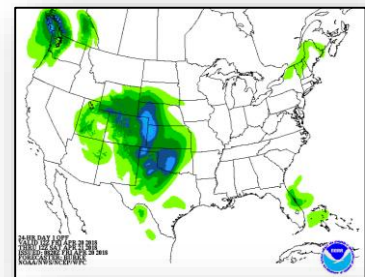
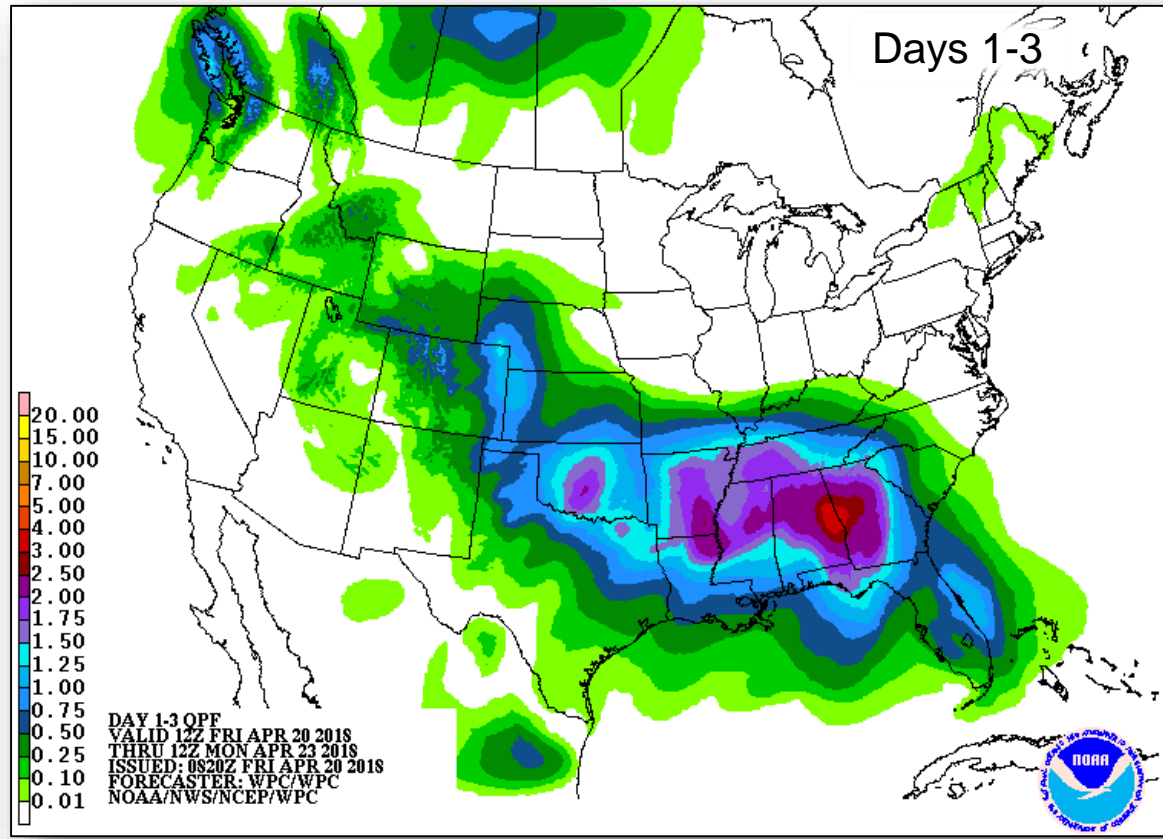


*Tomorrow*

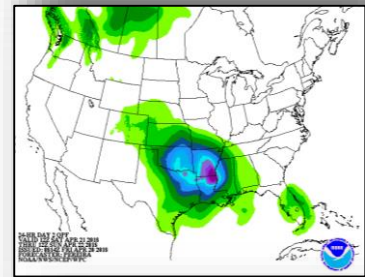
# Precipitation Forecast



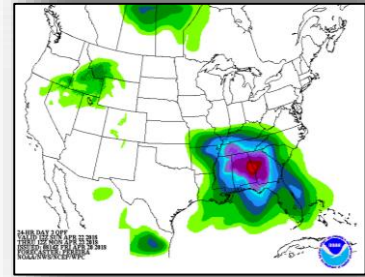
# FEMA



Day 1



Day 2

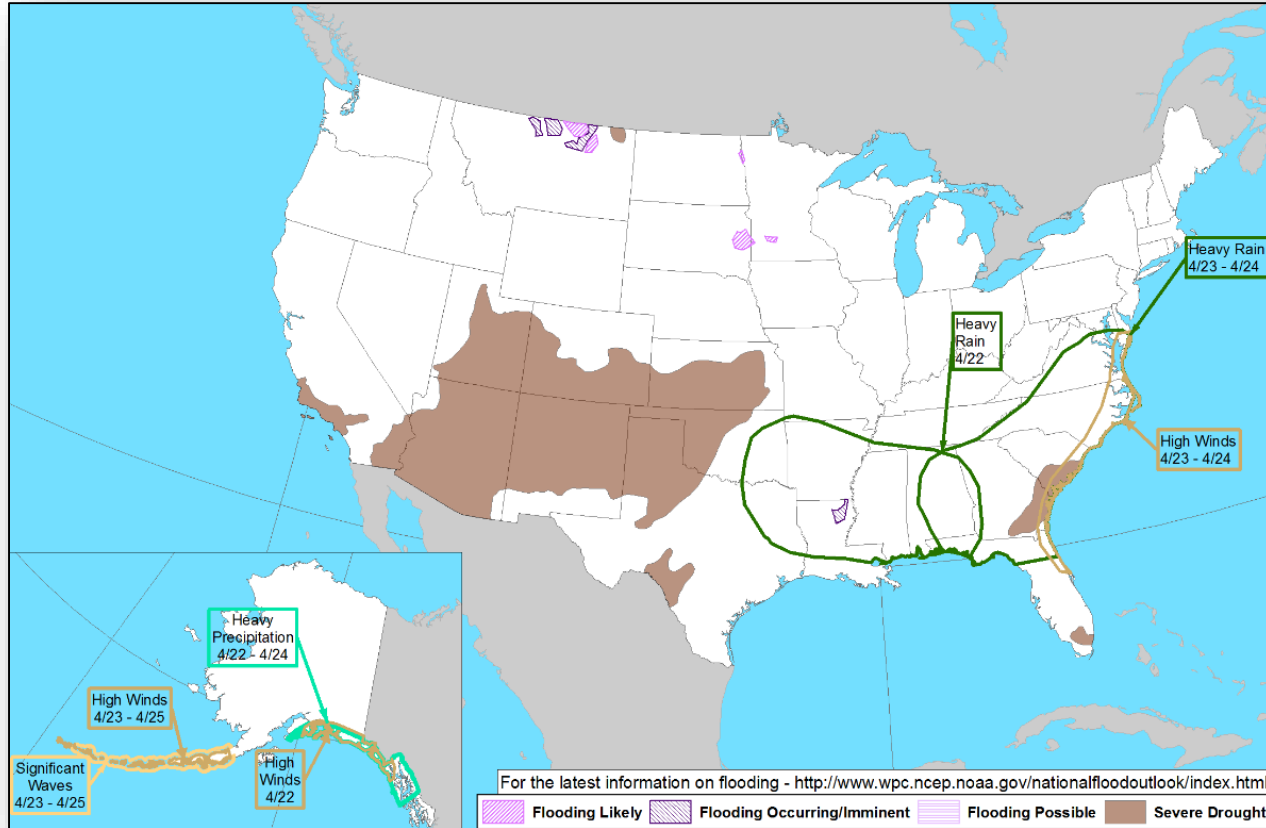


Day 3

# Hazards Outlook – Apr 22-26



FEMA

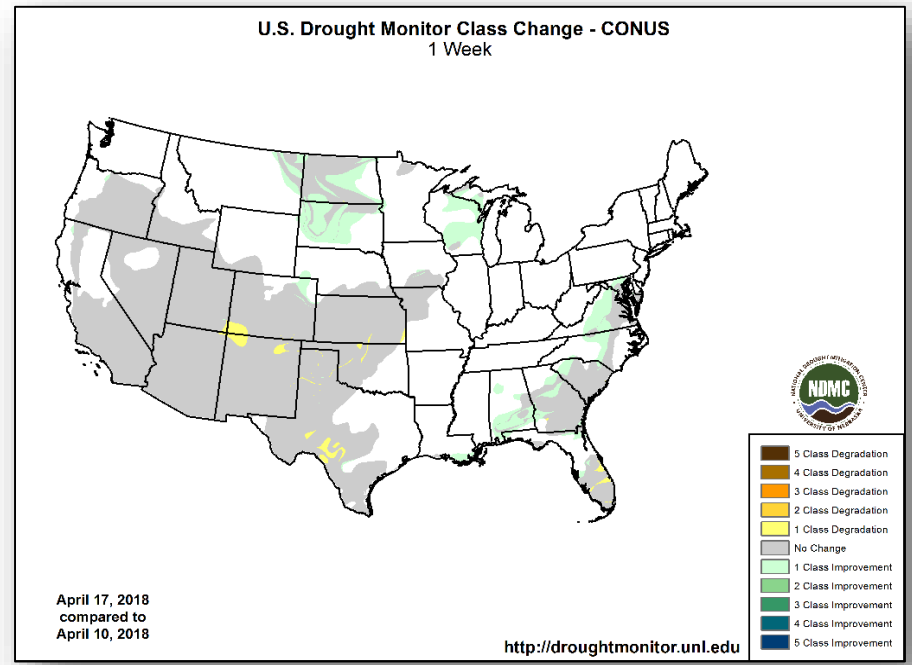
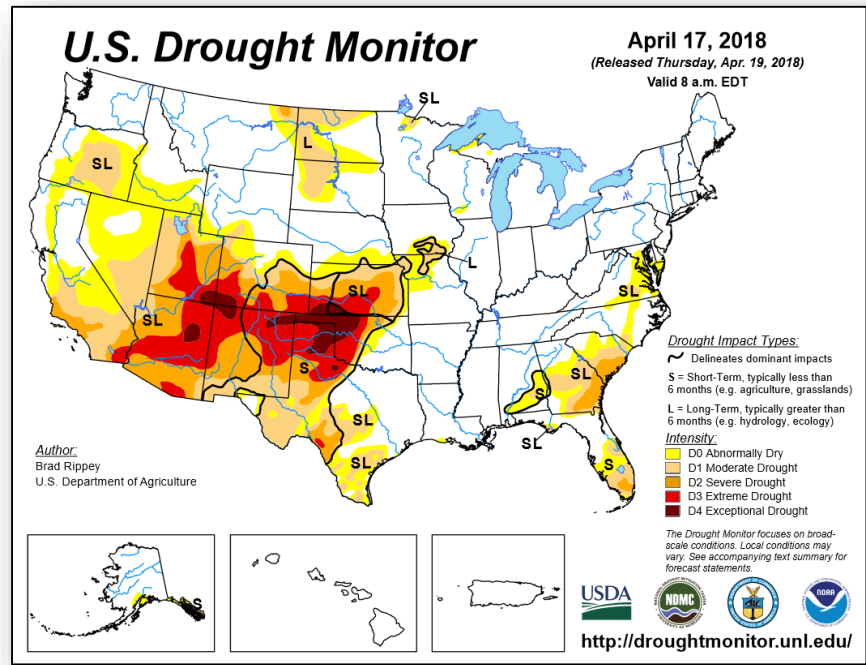




# U.S. Drought Monitor



FEMA





# Space Weather



FEMA

	Space Weather Activity	Geomagnetic Storms	Solar Radiation	Radio Blackouts
Past 24 Hours	Moderate	G2	None	None
Next 24 Hours	Minor	G1	None	None

For further information on NOAA Space Weather Scales refer to: <http://www.swpc.noaa.gov/noaa-scales-explanation>

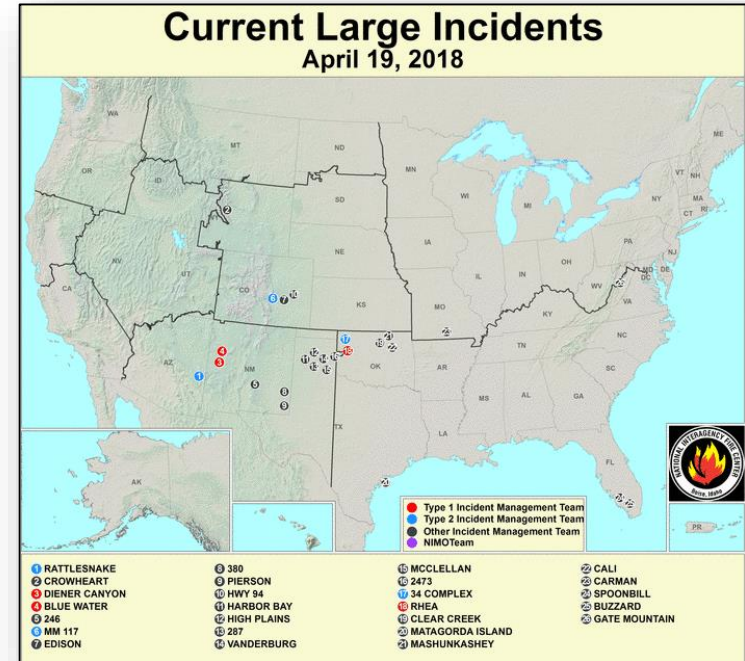


# National Fire Activity



## National Preparedness Level: 2

Initial attack activity	Light (103) new fires
New large incidents	8
Large fires contained	6
Uncontained large fires	19
NIMOs committed	0
Type 1 IMTs committed	2
Type 2 IMTs committed	3



**National Preparedness Level 2:** Active Geographic Areas (GA's) are unable to independently accomplish incident management objectives. Resource capability remains stable enough nationally to sustain incident operations and meet objectives in active GA's. Significant wildland fire activity is increasing in a few geographic areas. Resources within most geographic areas are adequate to manage the current situation, with light to moderate mobilization of resources occurring through the National Interagency Coordination Center. Potential for emerging significant wildland fires is normal to below normal for the time of year.

# Wildfire Summary



FEMA

Fire Name (County)	FMAG #	Acres burned	Percent Contained	Evacuations (Residents)	Structures			Fatalities / Injuries
					Threatened	Damaged	Destroyed	
<b>Oklahoma (2)</b>								
34 Fire Complex (Woodward) <b>FINAL</b>	5231-FM-OK Apr 13, 2018	62,089 (-5,689)	60% (+15)	Lifted	150 homes	0	55 (35 homes)	0 / 0
Rhea Fire (Dewey)	5232-FM-OK Apr 13, 2018	289,078 (+5,983)	25% (+10%)	Mandatory	2,000 (1,500 homes)	0	32 (-18)	1 (+1) / 3 (+1)

# Joint Preliminary Damage Assessments



FEMA

Region	State / Location	Event	IA / PA	Number of Counties		Start – End
				Requested	Completed	
I	MA	Nor'easter/Severe Storm March 2-4, 2018	IA	7	7	3/12 – 3/20
			PA	9	7	3/15 – TBD
	NH	Snow March 13-14, 2018	IA	0	0	N/A
			PA	3	0	3/29 – TBD
II	NJ	Winter Storm March 7, 2018	IA	0	0	N/A
			PA	9	0	4/23 – TBD
III	VA	Severe Weather April 15, 2018	IA	4	0	4/23 – TBD
			PA	0	0	N/A
IV	NC	Severe Storms and Tornadoes April 15, 2018	IA	2	0	4/20 – TBD
			PA	0	0	N/A

# Disaster Requests & Declarations



FEMA

Declaration Requests in Process					Requests APPROVED (since last report)	Requests DENIED (since last report)
7	IA	PA	HM	Date Requested	0	0
AK – DR Severe Storm		X	X	January 25, 2018		
MT – (Appeal) Wildfires		X	X	January 26, 2018		
ME – DR Severe Storms and Flooding		X	X	March 30, 2018		
NH – DR Severe Storms and Flooding		X	X	April 5, 2018		
KY – DR Severe Storms, Tornadoes, Flooding, Landslides, and Mudslides	X	X	X	April 10, 2018		
IL – DR Severe Storms and Flooding	X		X	April 11, 2018		
AL – DR Severe Storms and Tornadoes	X	X	X	April 12, 2018		



# FEMA Readiness – Activation Teams



Status		Activated Team	Activation Level	Activation Times	Reason / Comments
<b>NWC</b> (5 Teams)	Steady State				
<b>NRCC</b> (2 Teams)	Available				Gold Team on call for April
<b>HLT</b> (1 Team)	Available				
<b>RWCs/MOCs</b> (10 Regions)	Steady State				
<b>RRCCs</b> (10 Regions)	Available				

Backup Regions: **V, IV, III**





# FEMA

**FEMA's mission is helping people before, during, and after disasters.**