

The Disaster Center is dedicated to the idea that disaster mitigation is cost effective and individuals pursuing their own interest are the greatest potential force for disaster reduction.

Please consider making a small donation to the Disaster Center



When disaster mitigation is cost effective, we are on the road to bringing disasters to an end.



# **FEMA**

## **Daily Operations Briefing**

**Tuesday, April 25, 2017**

**8:30 a.m. EDT**

# Significant Activity – Apr 24-25



FEMA

**Significant Events:** Gotham Shield Exercise

**Significant Weather:**

- Severe Thunderstorms – Southern Plains, Lower/Upper Mississippi valleys
- Freezing Rain – Upper Great Lakes
- Rain and Thunderstorms – Mid-Atlantic
- Heavy Snow – Northern Rockies and Northern Plains
- Critical/Elevated Fire Weather areas – AZ, NM, & TX
- Space Weather:
  - Past 24 hours: None observed
  - Next 24 hours: Minor – geomagnetic storms reaching G1 level expected

**Tropical Activity:** No activity threatening U.S. interests

**Earthquake Activity:** No significant activity

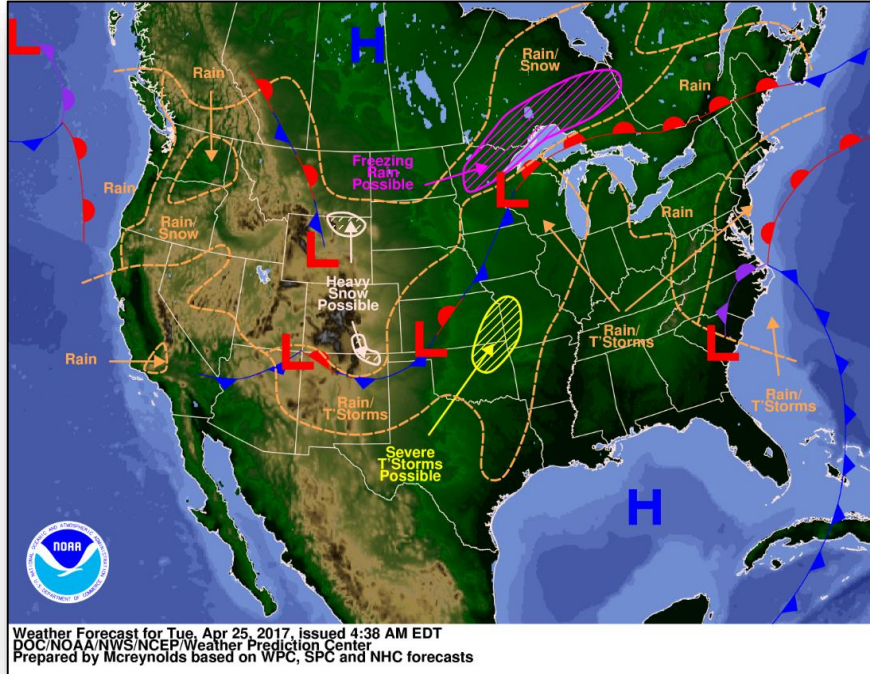
**Declaration Activity:**

- Appeal for Major Disaster Declaration – Idaho

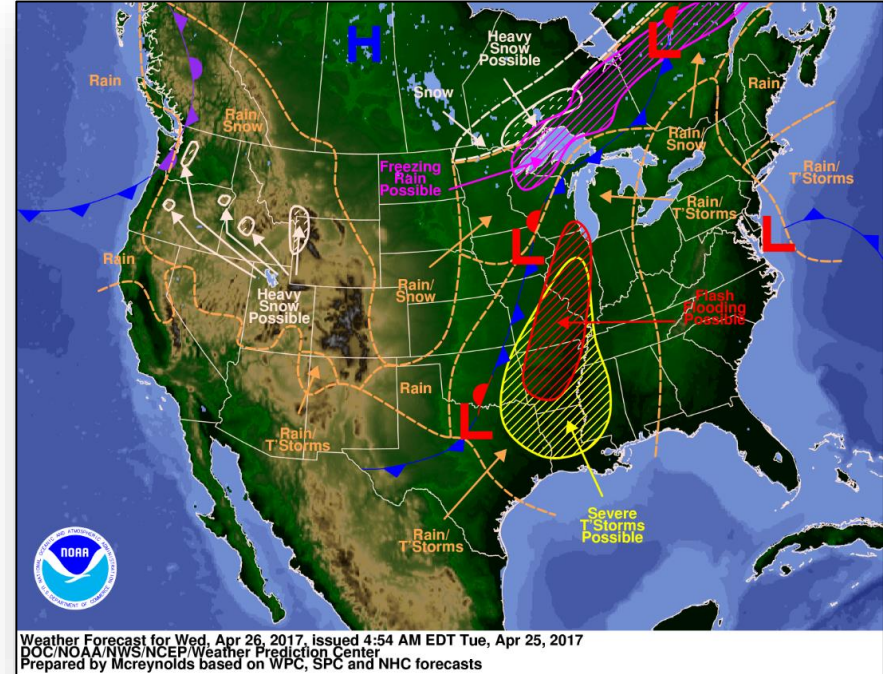
# National Weather Forecast



FEMA



*Today*

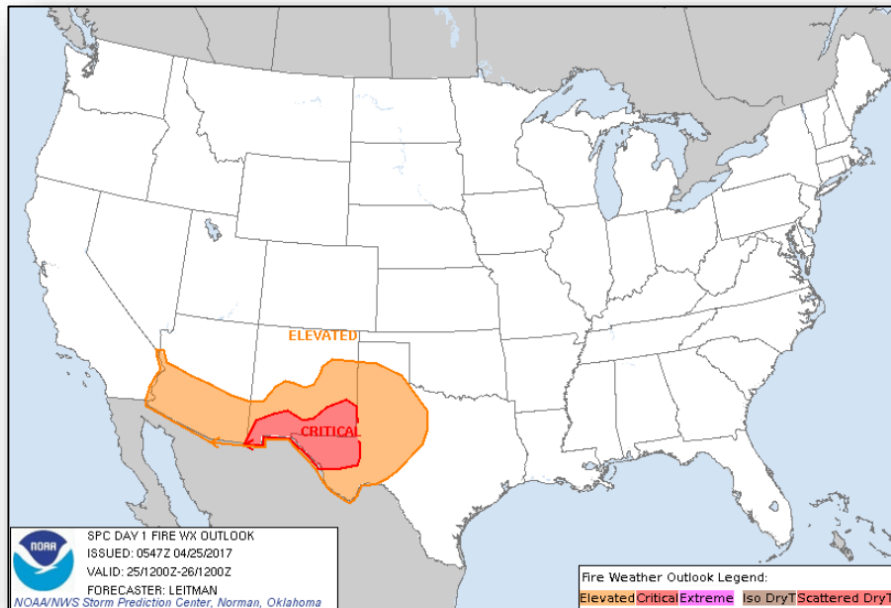


*Tomorrow*

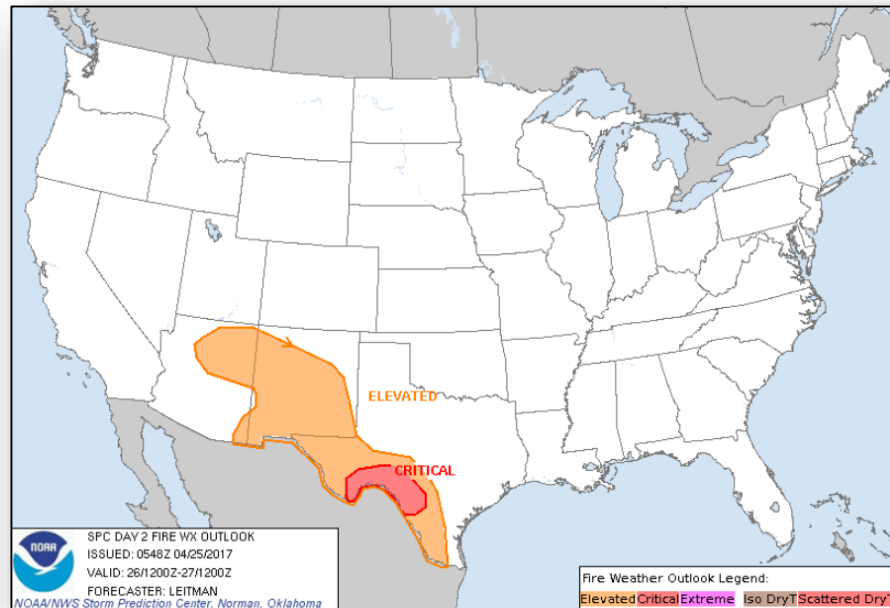
# Fire Weather Outlook



FEMA

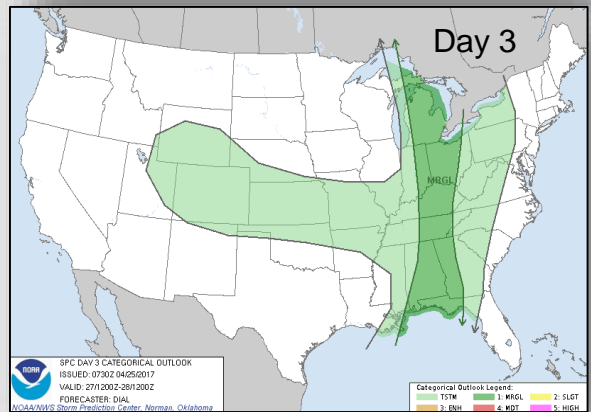
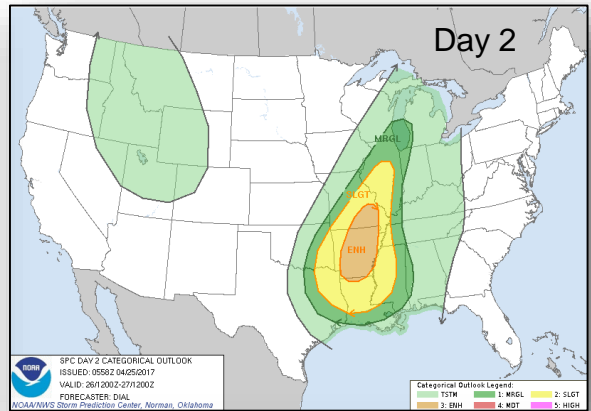
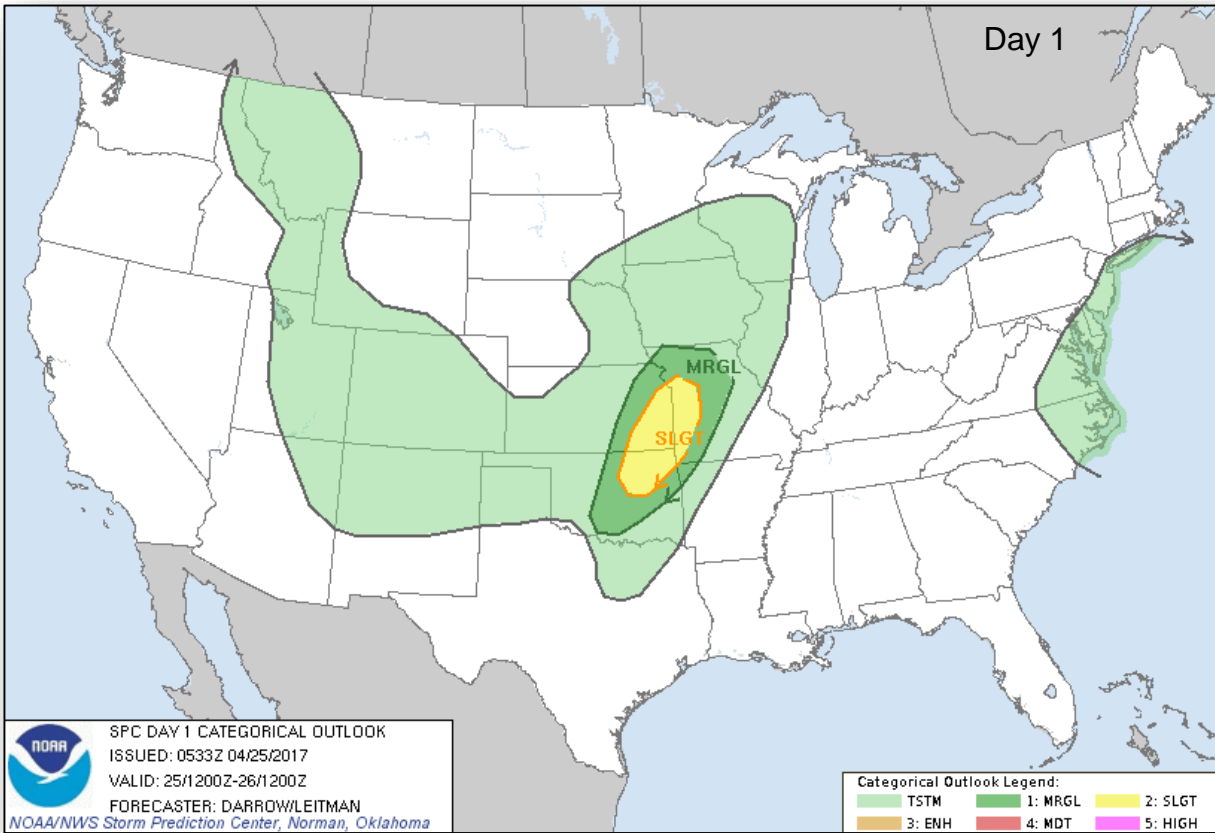


*Today*



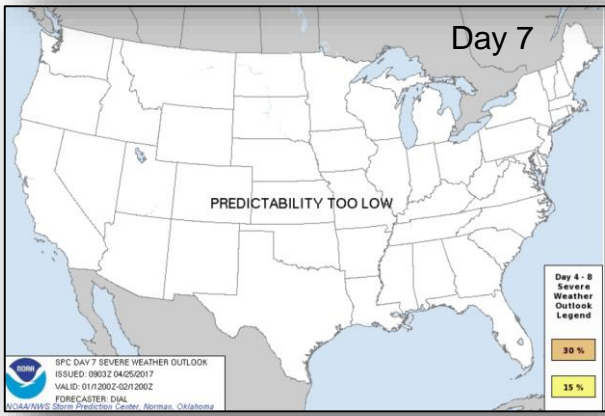
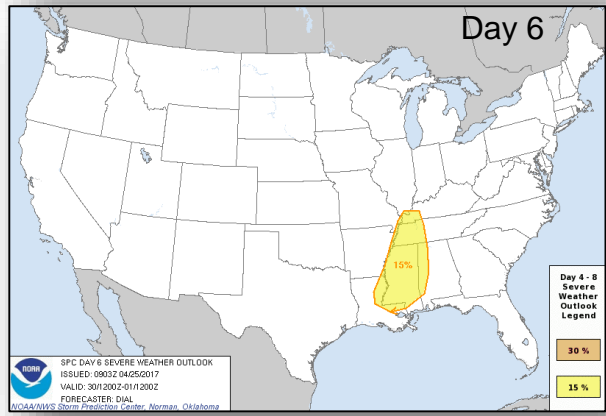
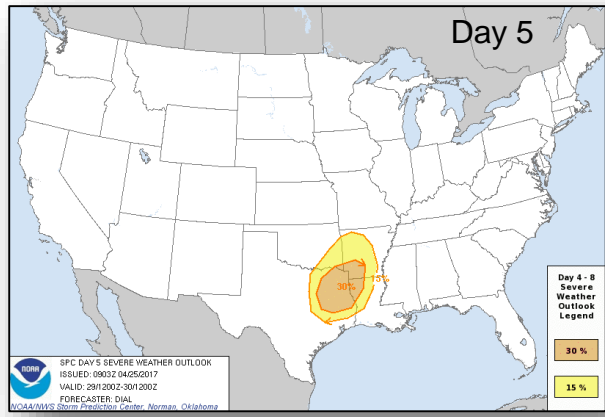
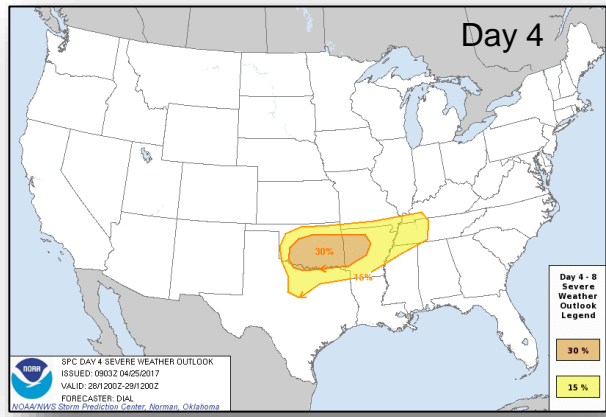
*Tomorrow*

# Severe Weather Outlook – Days 1-3

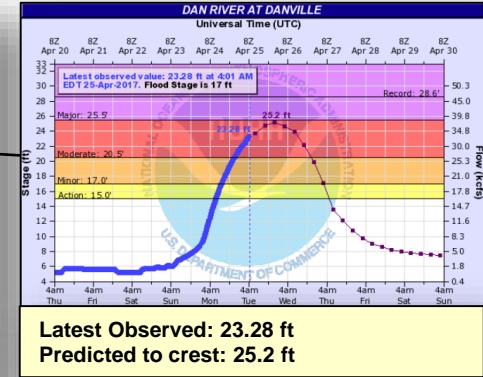
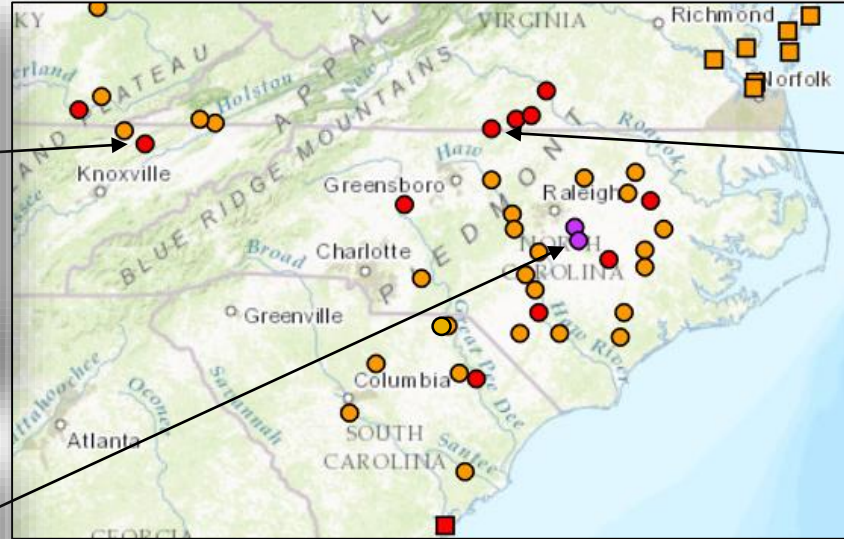
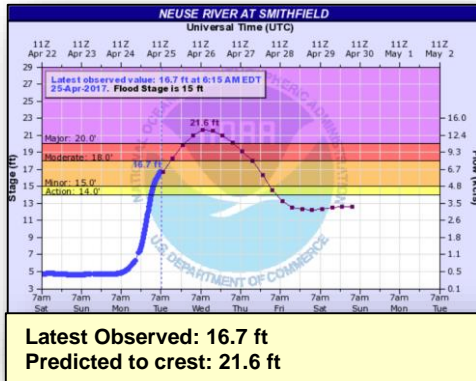
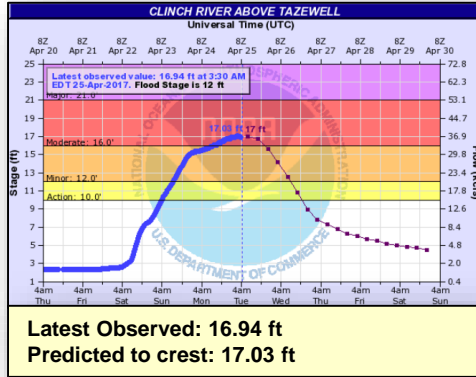




# Severe Weather Outlook – Days 4-7



# River Flood Forecasts

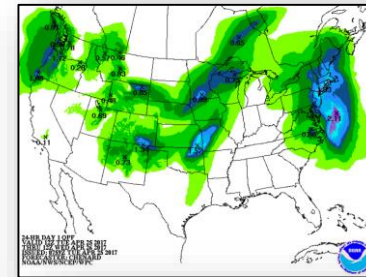
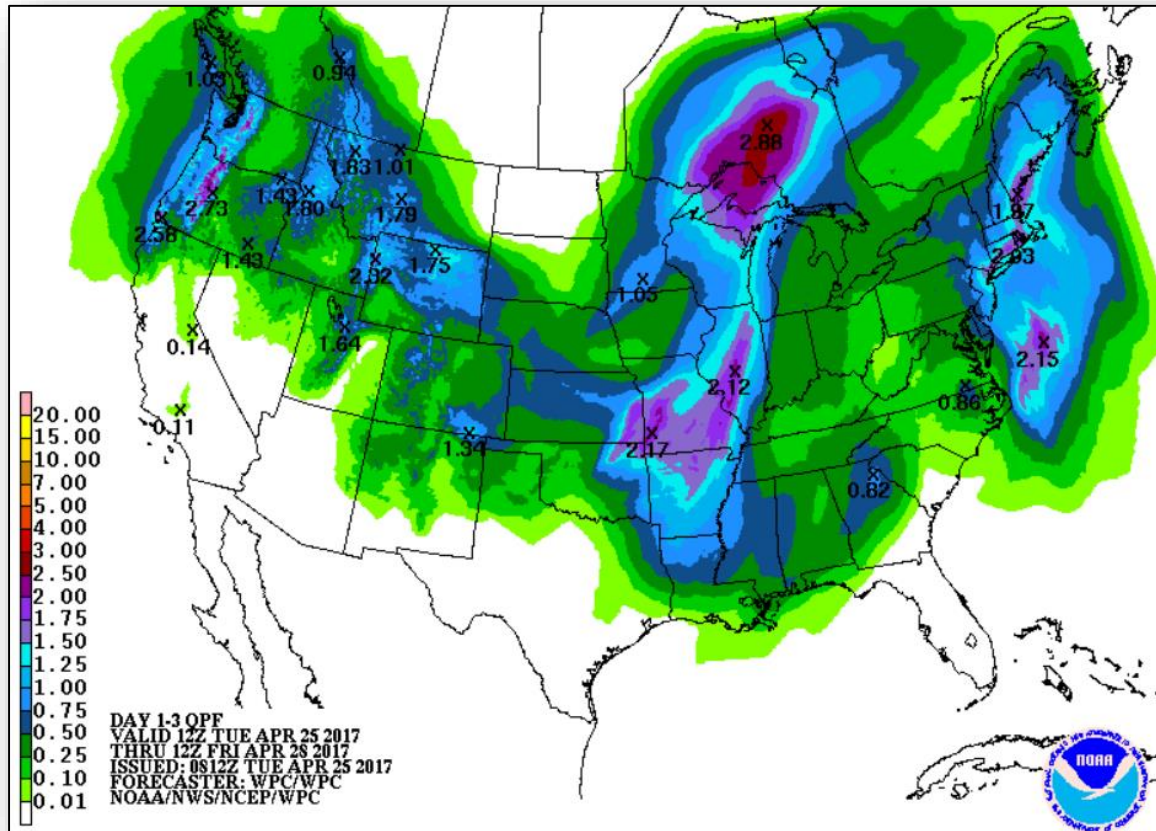




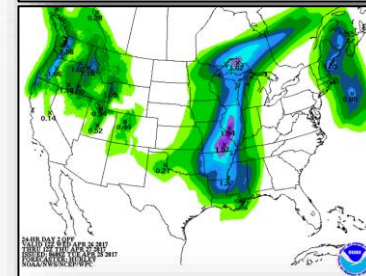
# Precipitation Forecast – Days 1-3



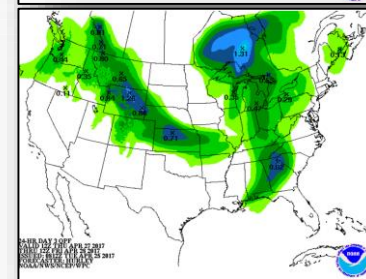
FEMA



Day 1



Day 2

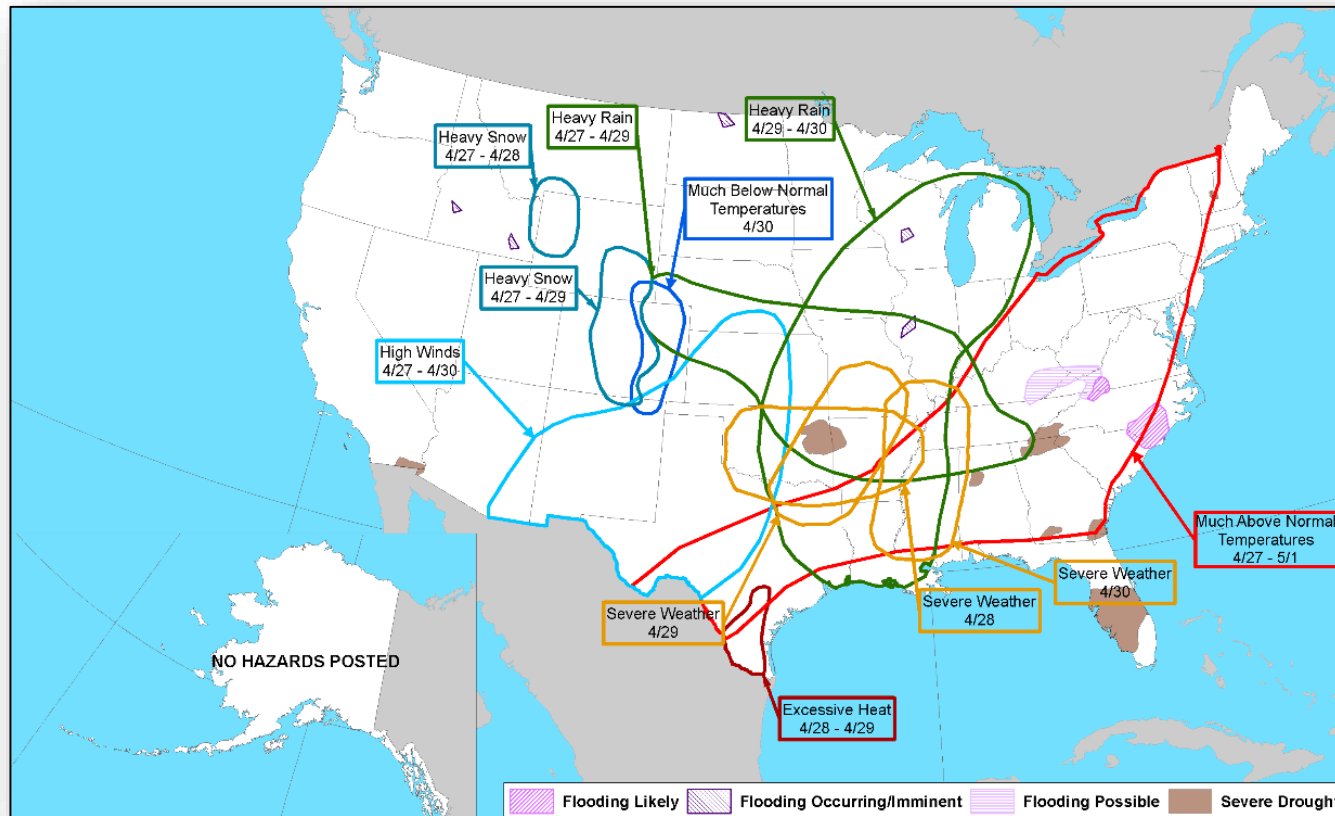


Day 3

# Hazards Outlook – April 27-May 1



FEMA





# Space Weather



FEMA

	Space Weather Activity	Geomagnetic Storms	Solar Radiation	Radio Blackouts
Past 24 Hours	None	None	None	None
Next 24 Hours	Minor	G1	None	None
For further information on NOAA Space Weather Scales refer to <a href="http://www.swpc.noaa.gov/noaa-scales-explanation">http://www.swpc.noaa.gov/noaa-scales-explanation</a>				



# Joint Preliminary Damage Assessments



**FEMA**

Region	State / Location	Event	IA/PA	Number of Counties		Start – End
				Requested	Completed	
II	New York	Winter Storm Event March 13-15, 2017	IA	0	0	N/A
			PA	30	14	Mar 30 – TBD
III	Pennsylvania	Winter Storm Event March 13-14, 2017	IA	0	0	N/A
			PA	9	6	Apr 11 – TBD

# Disaster Requests & Declarations



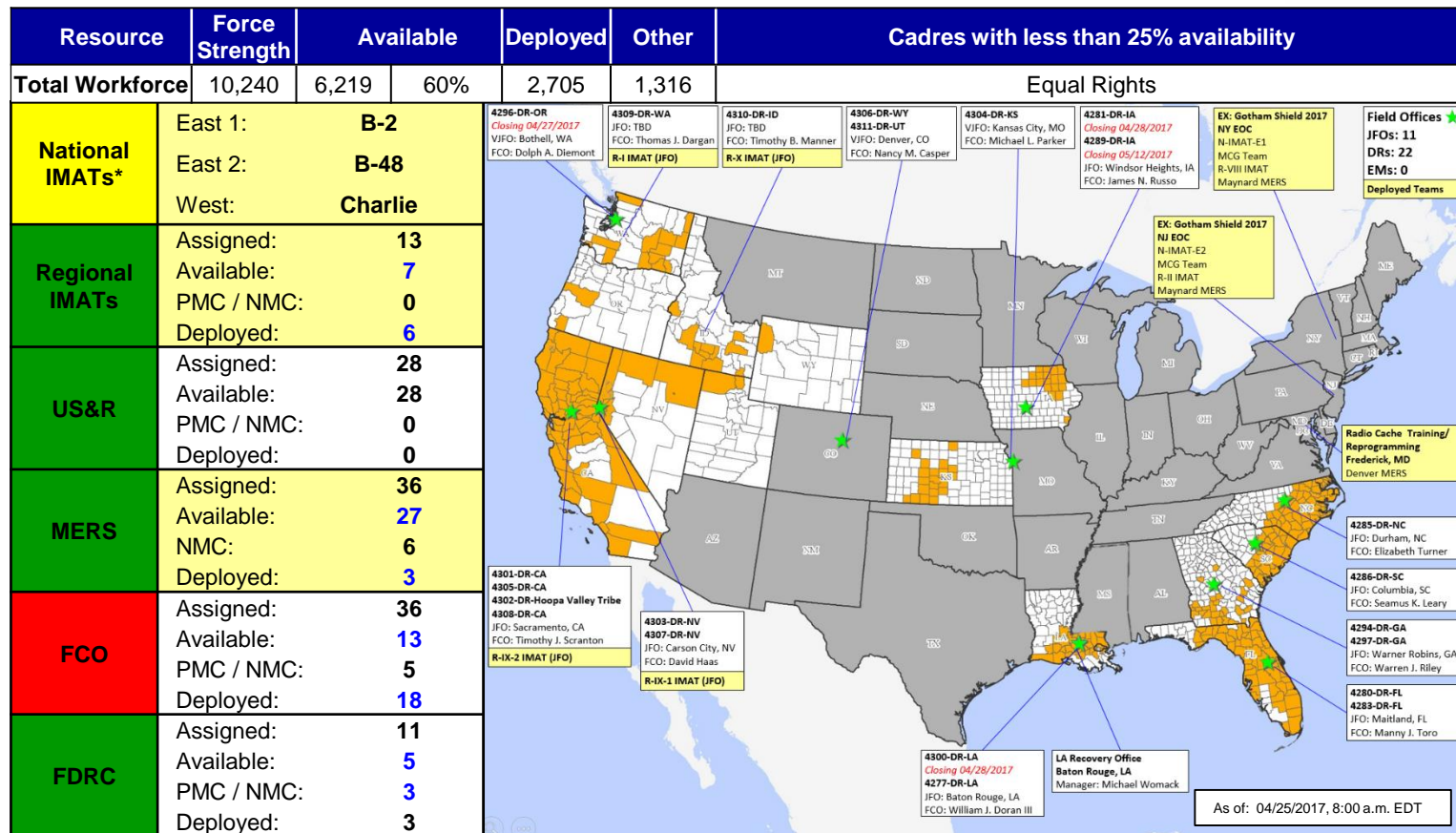
FEMA

Declaration Requests in Process		Requests APPROVED (since last report)	Requests DENIED (since last report)
3	Date Requested	0	0
OR – DR Severe Winter Storms, Flooding, Landslides, and Mudslides	March 9, 2017		
Resighini Rancheria Tribe – DR Flooding	April 3, 2017		
ID – DR (Appeal) Severe Winter Storms and Snowstorm	April 19, 2017		

# Readiness – Deployable Teams and Assets



FEMA



\***B-2 Status:** Assemble ≤ 2-hrs, On Site ≤ 18-hrs; **B-48 Status:** Assemble and deploy ≤ 48hrs; **Charlie Status:** No team assemble time requirement



# Readiness – Activation Teams



Resource	Status	Total	Status	Activated Team	Activation Level	Activation Times	Reason/Comments
NWC		5	Not Activated				
NRCC		2	Activated	Blue Team	Level I	8:00 am – 5:30 pm EDT	NRCS Blue Team – April primary EX: Gotham Shield 2017
HLT		1	Not Activated				Deactivated for the season
RWCs/MOCs		10	Not Activated	Region V	Return to Normal Ops		Returned from COOP Site
RRCCs		10	Not Activated	Region IV	Monitoring	8:00 am EDT	Notional exercise deployment

Back-up Regions (April 24 – May 1): **V, VIII & III**

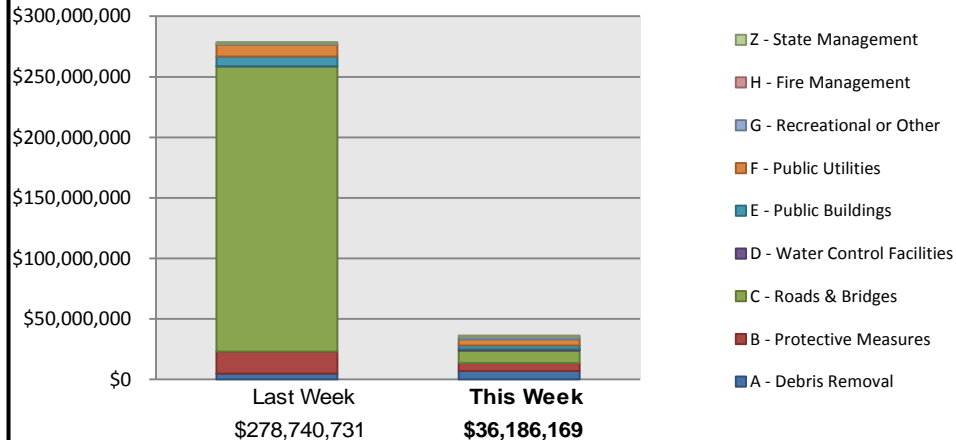
# Public Assistance Grant Program



FEMA

PA Project Worksheets Obligated in past week, as of 04/24/17 at 1500 EDT										
PA Category	Emergency Work		Permanent Work							Total
	A - Debris Removal	B - Protective Measures	C - Roads & Bridges	D - Water Control Facilities	E - Public Buildings	F - Public Utilities	G - Recreational or Other	H - Fire Management	Z - State Management	
Number Of PWs Obligated	101	106	128	12	60	49	48	0	3	507
Federal Share Obligated	\$7,071,364	\$6,477,805	\$10,391,860	\$1,011,824	\$3,211,438	\$4,937,137	\$1,822,442	\$0	\$1,262,299	\$36,186,169

## Public Assistance Obligated per Category In the Past 2 Weeks – 04/10/2017 through 04/24/2017



## PA Highlights

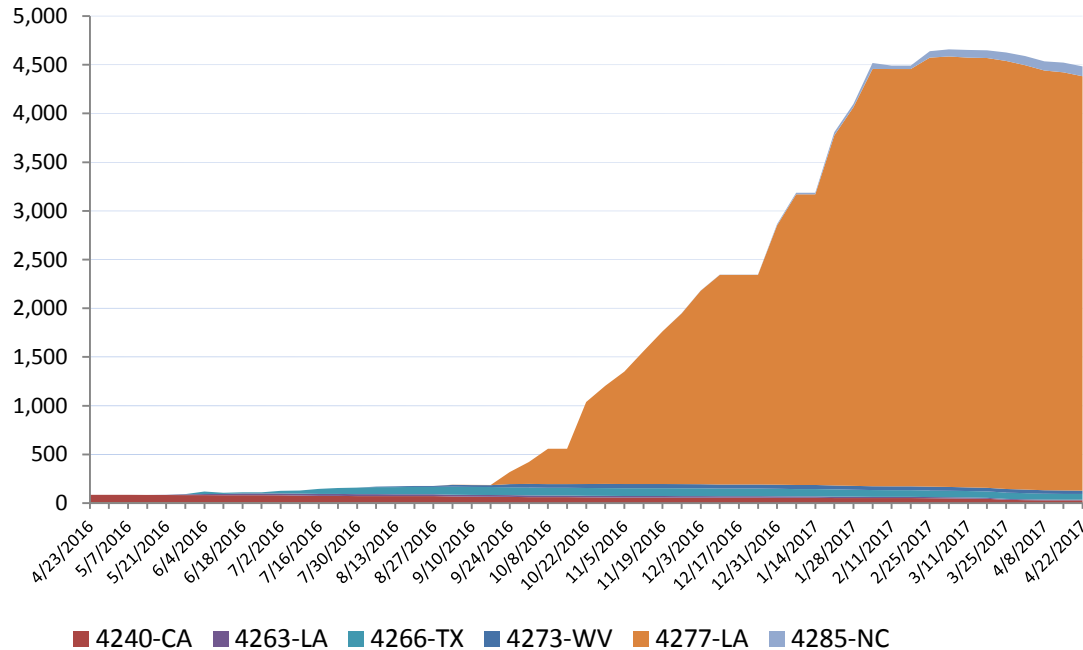
- None

# Direct Housing

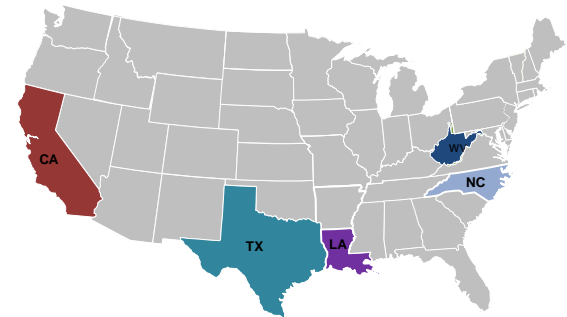


FEMA

**Total Households in FEMA Direct Housing per State**  
Past Year per Week, 04/23/2016 – 04/22/2017, There are currently **4,483** Households  
Occupying **4,483** Temporary Units



DR	IA Declaration Date	Program End Date	Current # of Households in Direct Housing (Weekly Change)
4240-CA	9/22/2015	3/22/2017	28 ()
4263-LA	3/13/2016	9/13/2017	7 ()
4266-TX	3/19/2016	9/19/2017	59 ()
4273-WV	6/25/2016	12/26/2017	34 (-2)
4277-LA	8/14/2016	2/14/2018	4254 (-38)
4285-NC	10/10/2016	4/10/2018	101 (+1)



States with Currently Occupied Units

# NPSC Activity



FEMA

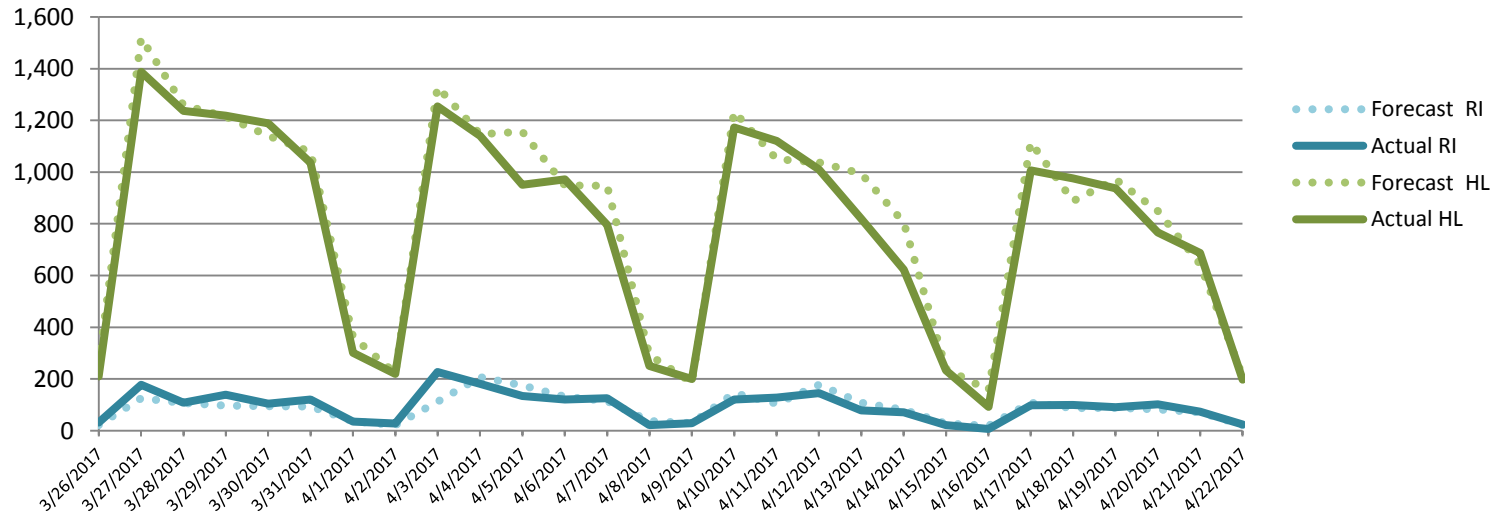
## NPSC Call Activity in the Past Week

4/16/2017 through 4/22/2017

Call Type	Projected Calls	Actual Calls	Average Speed of Answer	Maximum Delay Time
Registration Intake:	476	495	:12	2:33
Helpline:	4,835	4,662	:12	1:39
Combined:	5,311	5,157	:12	2:33

## NPSC Call Forecasting and Actual Calls Over the Past 4 Weeks

03/26/2017 through 04/22/2017

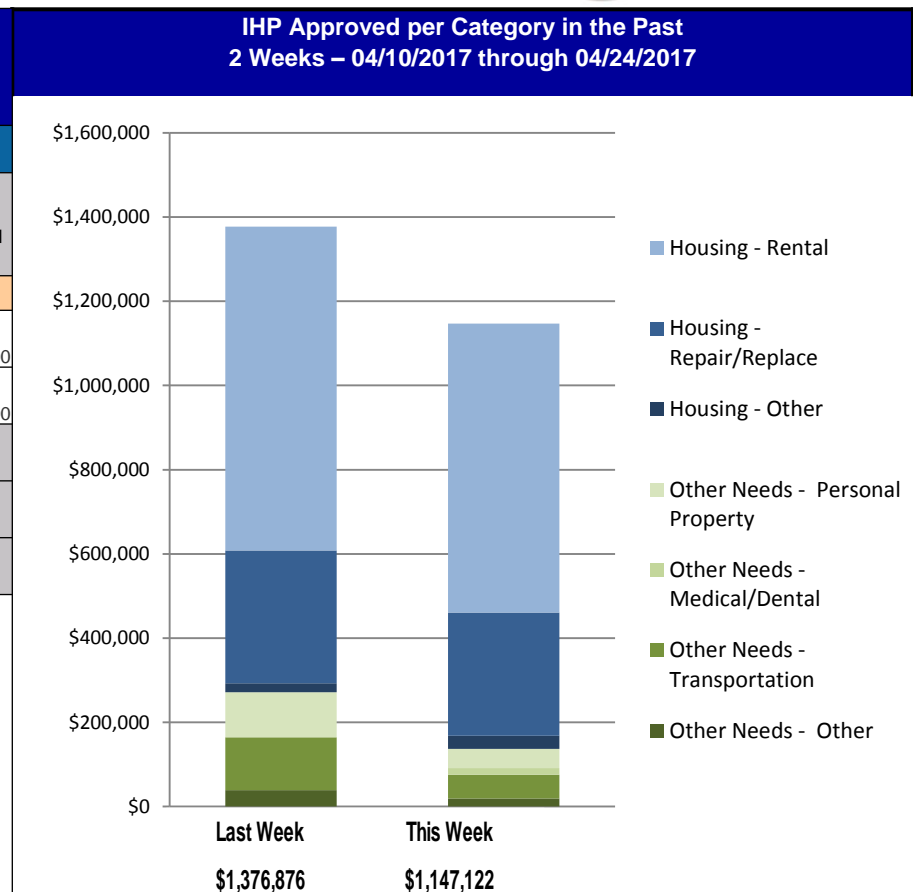


# Individual Assistance Activity



FEMA

	Individuals and Households Program Activity As Of: 4/24/17				
		In Past 7 Days		Cumulative	
		Applicants Approved	Amount Approved	Applicants Approved	Amount Approved
Open Registration Period	Housing Assistance	0	\$0.00	0	\$0.00
	Other Needs Assistance	0	\$0.00	0	\$0.00
	Total IHP	\$0.00		\$0.00	
	Average IHP				
	Total Max Grants				
Other IHP Active	16 Declarations IHP Programmatically Open - Closed Registration *				
	Housing Assistance	289	\$1,009,784.90		
	Other Needs Assistance	64	\$137,336.64		
	Total IHP	\$1,147,121.54			
	Total IHP Approved in Past Week	\$1,147,121.54			





# FEMA

**FEMA's mission is to support our citizens and first responders to ensure that as a nation we work together to build, sustain, and improve our capability to prepare for, protect against, respond to, recover from, and mitigate all hazards.**