

The Disaster Center is dedicated to the idea that disaster mitigation is cost effective and individuals pursuing their own interest are the greatest potential force for disaster reduction.

Please consider making a small donation to the Disaster Center



When disaster mitigation is cost effective, we are on the road to bringing disasters to an end.



FEMA

Daily Operations Briefing

Wednesday, April 29, 2015

8:30 a.m. EDT

Significant Activity: April 28-29



Significant Events: No significant events

Significant Weather:

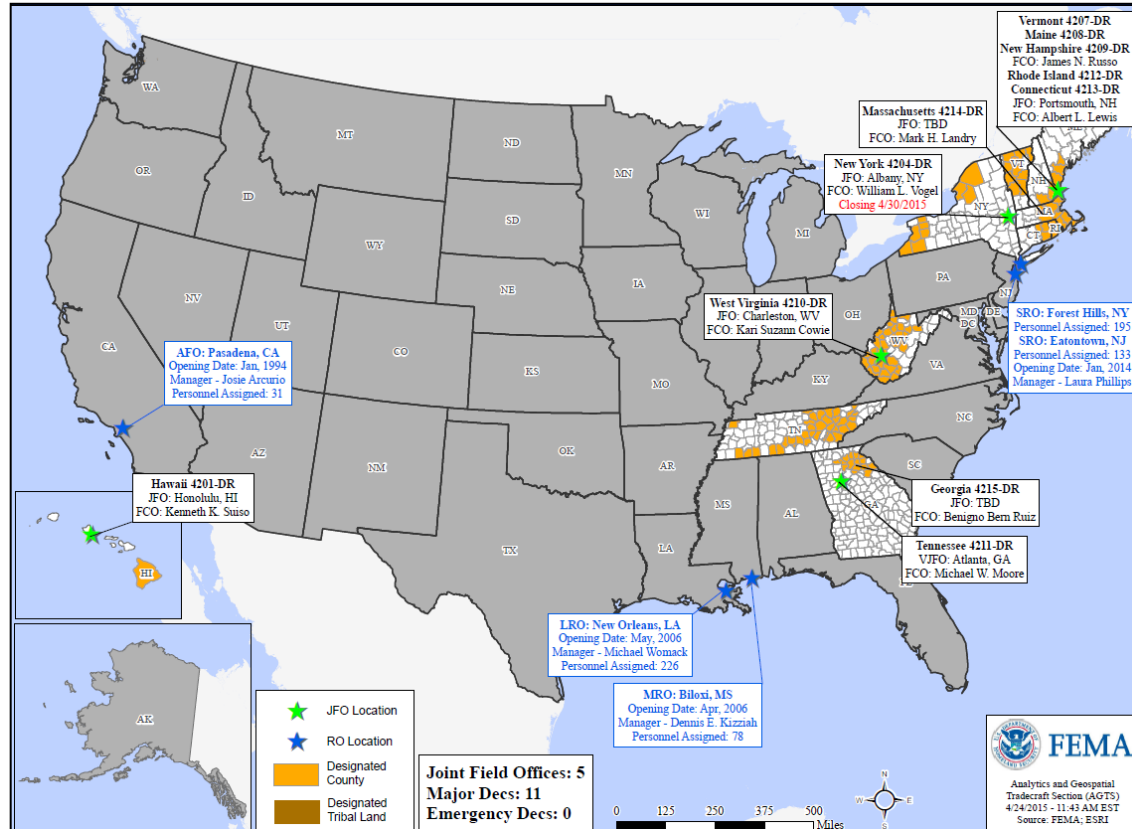
- Rain & Thunderstorms – Central Great Basin/Northern Intermountain to Northern Plains; Upper/Middle Mississippi Valley to Great Lakes/Ohio Valley & Tennessee Valley to Southeast
- Rain & Snow – Northern Intermountain & Northern Rockies
- Red Flag Warnings – None
- Elevated Fire Weather – None
- Space Weather Storms – Past 24 hours/Next 24 hours – no storms observed or predicted

Tropical Activity: No activity affecting U.S. territories or interests

Declaration Activity: KY – Request for Major Disaster Declaration

FEMA Readiness: No activity

Open Field Offices as of April 28



Disaster Requests & Declarations



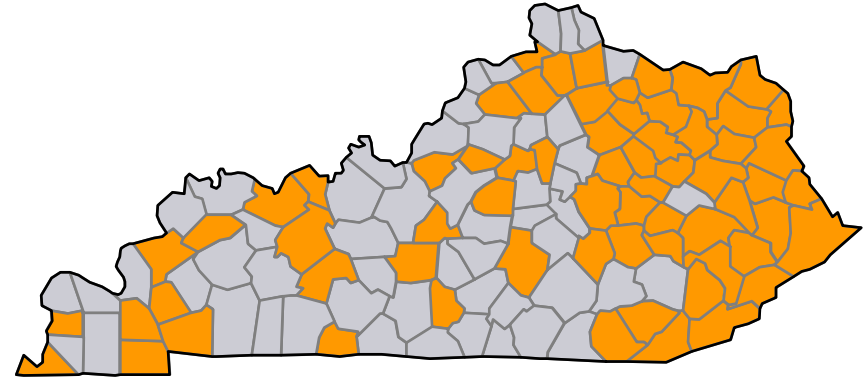
Declaration Requests in Process		Requests APPROVED (since last report)	Requests DENIED (since last report)
4	Date Requested	0	0
Kentucky – DR Severe Winter Storm & Snowstorm	April 17, 2015		
Kentucky – DR Severe Storms, Tornadoes, Flooding, Landslides & Mudslides	April 23, 2015		
Kentucky – DR Severe Winter Storm, Flooding, Landslides, & Mudslides	April 27, 2015		
Federated States of Micronesia – Typhoon Maysak <i>*This request was made pursuant to the Compact of Free Association</i>	April 17, 2015		

Major Disaster Declaration Request – KY



April 27, 2015

- Request for Major Disaster Declaration
- For severe winter storms, flooding, landslides, and mudslides, March 3-9, 2015
- Requesting:
 - Public Assistance for 68 counties (Categories A-G)
 - Hazard Mitigation for the entire Commonwealth



■ Public Assistance

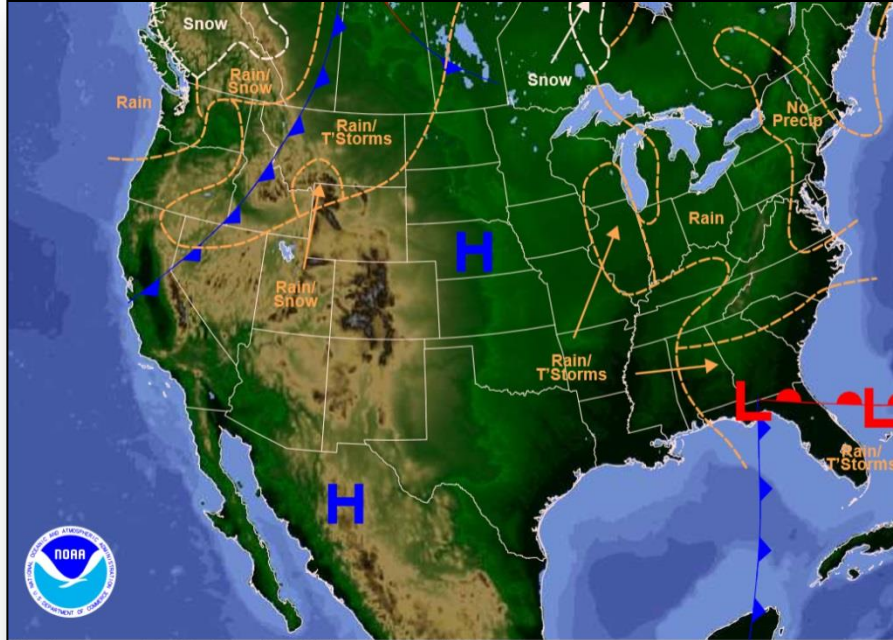
A	B	C	D	E	F	G
Debris Removal	Emergency Protective Measures	Road Systems & Bridges	Water Control Facilities	Public Buildings & Contents	Public Utilities	Parks, Recreational, & Other

Joint Preliminary Damage Assessments



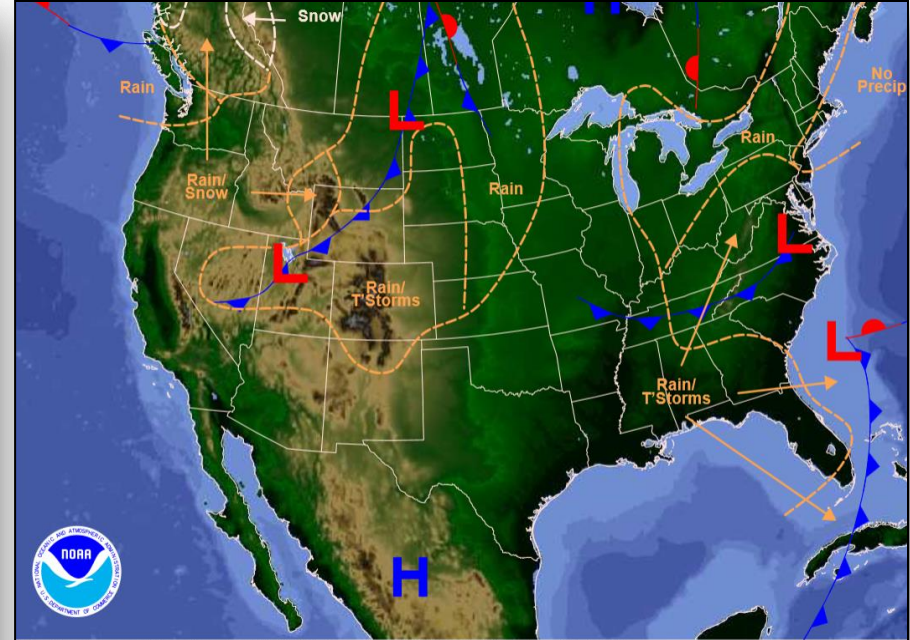
Region	State / Location	Event	IA/PA	Number of Counties		Start – End
				Requested	Complete	
III	WV	Rain & Flooding April 8, 2015	PA	12	12	4/21 – 4/28
IV	KY	Severe Weather/Snow Storm March 4-7, 2015	PA	2	0	TBD – TBD

National Weather Forecast



Weather Forecast for Wed, Apr 29, 2015, issued 3:10 AM EDT
DOC/NOAA/NWS/NCEP/Weather Prediction Center
Prepared by McReynolds based on WPC, SPC and NHC forecasts

Today



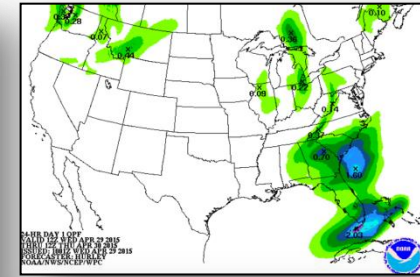
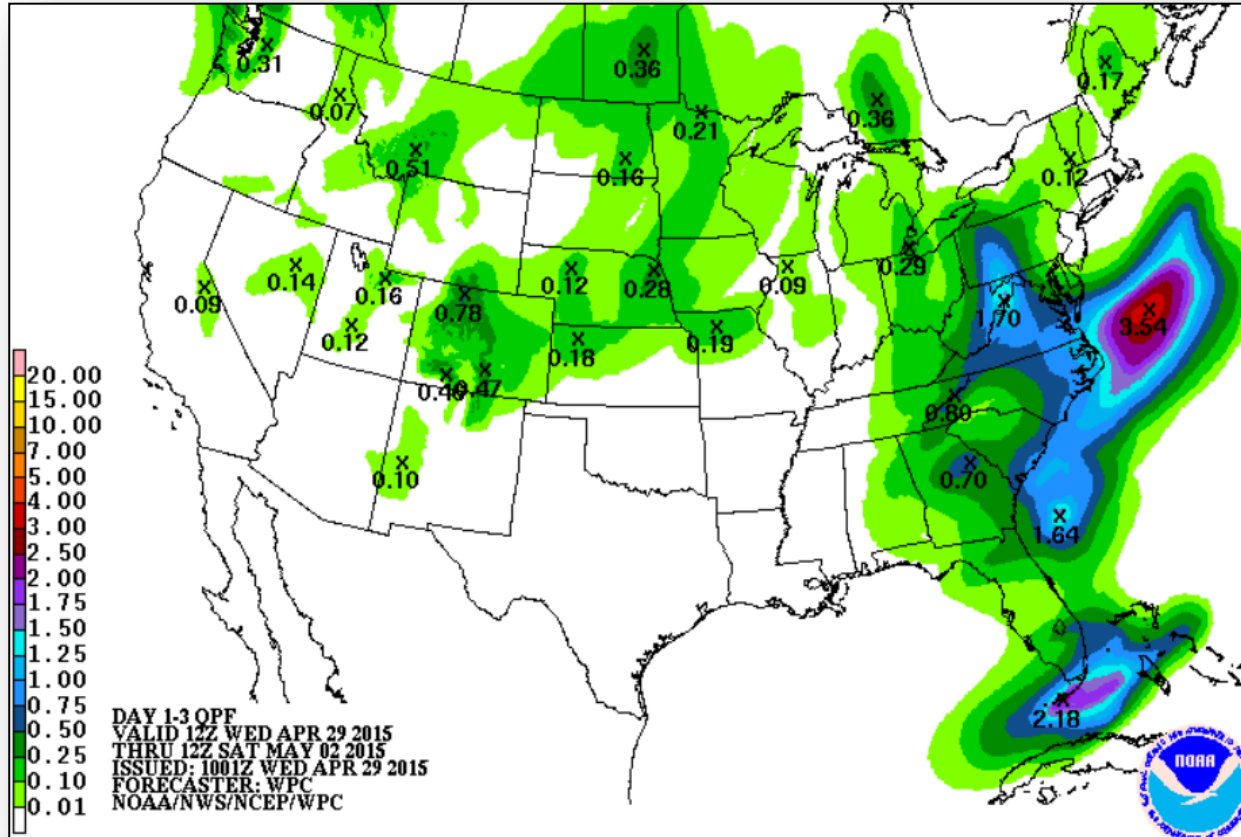
Weather Forecast for Thu, Apr 30, 2015, issued 4:02 AM EDT Wed, Apr 29, 2015
DOC/NOAA/NWS/NCEP/Weather Prediction Center
Prepared by McReynolds based on WPC, SPC and NHC forecasts

Tomorrow

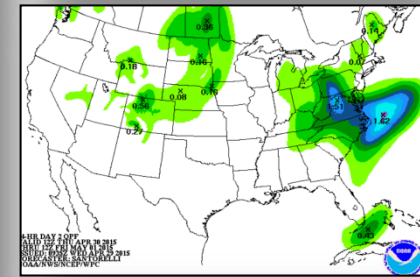
Precipitation Forecast, 1-3 Day



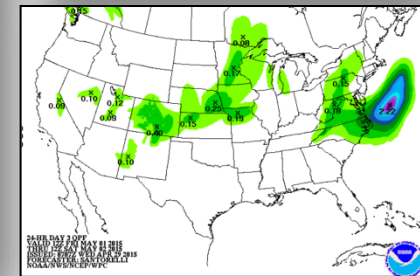
FEMA



Day 1

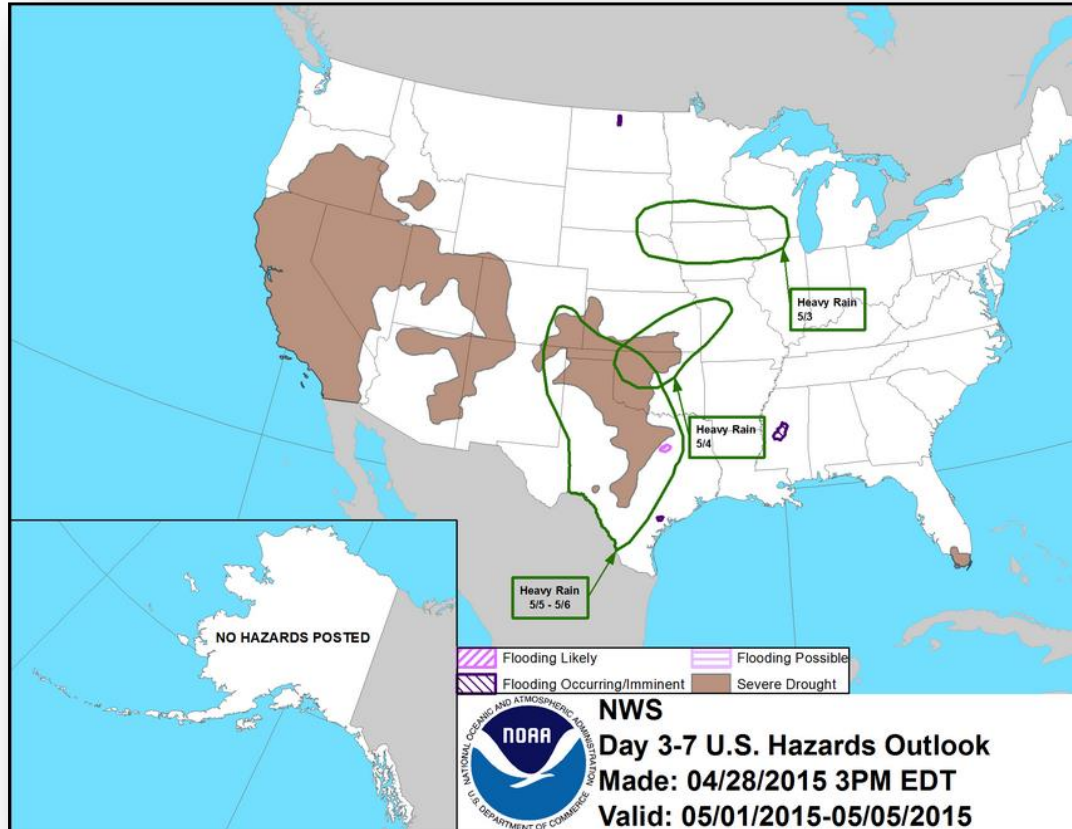


Day 2





Day 3

Hazard Outlook, May 1-5



Space Weather

None	Past 24 Hours	Current	Next 24 Hours
Space Weather Activity:	None	None	None
• Geomagnetic Storms	None	None	None
• Solar Radiation Storms	None	None	None
• Radio Blackouts	None	None	None



FEMA Readiness – Deployable Teams /Assets



Deployable Teams/Assets																									
Resource	Status	Total	FMC Available		Partially Available	Not Available	Detailed, Deployed, Activated	Comments	Rating Criterion																
FCO		37	16	43%	0	1	20		OFDC Readiness: <table><tr><td>FCO</td><td>Green</td><td>Yellow</td><td>Red</td></tr><tr><td>Type 1</td><td>3+</td><td>2</td><td>1</td></tr><tr><td>Type 2</td><td>4+</td><td>3</td><td>2</td></tr><tr><td>Type 3</td><td>4</td><td>3</td><td>2</td></tr></table>	FCO	Green	Yellow	Red	Type 1	3+	2	1	Type 2	4+	3	2	Type 3	4	3	2
FCO	Green	Yellow	Red																						
Type 1	3+	2	1																						
Type 2	4+	3	2																						
Type 3	4	3	2																						
FDRC		9	9	100%	0	0	0		<u>FDRC</u> 3 2 1																
US&R		28	24	82%	3	1	0	• NM-TF1 (Red) – Personnel shortages • VA TF1 & CA TF2 (Yellow) – Deployed (Type 3 capability remains in U.S.) • UT-TF1 (Yellow) – Exercise until 1800L 4/29	• Green = Available/FMC • Yellow = Available/PMC • Red = Out-of-Service • Blue = Assigned/Deployed																
National IMAT		3	2	66%	0	1	0	IMAT East 2 – Reconstituting	• Green: 3 avail • Yellow: 1-2 avail • Red: 0 avail (<i>Individual N-IMAT red if 50% of Section Chiefs and/or Team Leader is unavailable for deployment.</i>)																
Regional IMAT		13	8	62%	1	3	1	Region III (Blue) – Deployed to WV Region II (Yellow) – Personnel shortages <u>Not Mission Capable (NMC)</u> • Regions IV-3, VI-3 & IX-1	• Green: 7 or more avail • Yellow: 4 - 6 teams available • Red: > 8 teams deployed/unavailable <i>R-IMAT also red if TL Ops/Log Chief is unavailable & has no qualified replacement</i>																
MCOV		60	56	93%	0	4	0		• Green = 80 – 100% avail • Yellow = 60 – 79% avail • Red = 59% or below avail • Readiness remains 95%																

FEMA Readiness – National/Regional Teams



National/Regional Teams									
Resource	Status	Total	FMC Available		Partially Available	Not Available	Deployed/ Activated	Comments	Rating Criterion
NWC		5	5	100%	0	0	Not Activated		• Green = FMC • Yellow = PMC • Red = NMC
NRCC		2	344	89%	0	44	Not Activated		
HLT		1	N/A	N/A	0	0	Not Activated		
DEST							Not Activated		
RRCCs		10	10	100%	0	0	Not Activated		
RWCs/MOCs		10	10	100%	0	0	Not Activated		



FEMA

FEMA's mission is to support our citizens and first responders to ensure that as a nation we work together to build, sustain, and improve our capability to prepare for, protect against, respond to, recover from, and mitigate all hazards.