

The Disaster Center is dedicated to the idea that disaster mitigation is cost effective and individuals pursuing their own interest are the greatest potential force for disaster reduction.

Please consider making a small donation to the Disaster Center



When disaster mitigation is cost effective, we are on the road to bringing disasters to an end.



# **FEMA**

## **Daily Operations Briefing**

**Friday, May 1, 2015**

**8:30 a.m. EDT**

# Open JFOs Friday, May 1, 2015



# Days Open # Days Till Close

JFO	Event Nbr	Date Opened	Est Closed Date	Op Period End	# of Counties Declared	Level	# of JFO Staff	0 30 60 90 120 150 180 210 240 270 300 330 360 390 420 450
Rhode Island	4212	04/03/2015		04/30/2015	8	III	0	27 0
Connecticut	4213	04/08/2015		04/30/2015	4	III	9	22 0
Massachusetts	4214	04/13/2015			10	III	0	17 0
Georgia	4215	04/27/2015			0	III	0	0
Hawaii	4201	11/04/2014	05/15/2015	01/08/2015	1	III	28	177 15 192
Vermont	4207	02/03/2015	05/31/2015	04/30/2015	10	III	21	86 31 117
West Virginia	4210	03/31/2015	06/26/2015	05/01/2015	32	III	134	30 57 87
Maine	4208	03/12/2015	06/30/2015	04/30/2015	3	III	19	49 61 110
New Hampshire	4209	03/25/2015	07/24/2015	04/30/2015	3	III	0	36 85 121
Tennessee	4211	04/07/2015	08/21/2015	04/16/2015	36	III	46	23 113 136

Virtual JFO: GA & TN

# Disaster Requests & Declarations



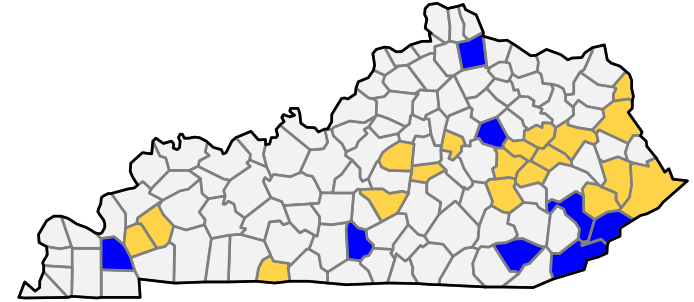
Declaration Requests in Process		Requests APPROVED (since last report)	Requests DENIED (since last report)
2	Date Requested	1	0
KY – DR Severe Winter Storm, Snowstorms, Flooding, Landslides & Mudslides	April 17, 2015	Declared April 30, 2015	
KY – DR Severe Storms, Tornadoes, Flooding, Landslides & Mudslides	April 23, 2015		
KY – DR Severe Winter Storm, Flooding, Landslides & Mudslides	April 27, 2015		

# Major Disaster Declaration Approved – KY



## **FEMA-4216-DR-KY**

- Major Disaster Declaration approved April 30, 2015 for Commonwealth of Kentucky
- For severe winter storms, snowstorms, flooding, landslides and mudslides that occurred February 15 - 22, 2015
- Provides:
  - Public Assistance for 27 counties
  - Snow Assistance for a period of 48 hours for 19 counties
  - Hazard Mitigation for entire Commonwealth
- FCO is Jose M. Girot

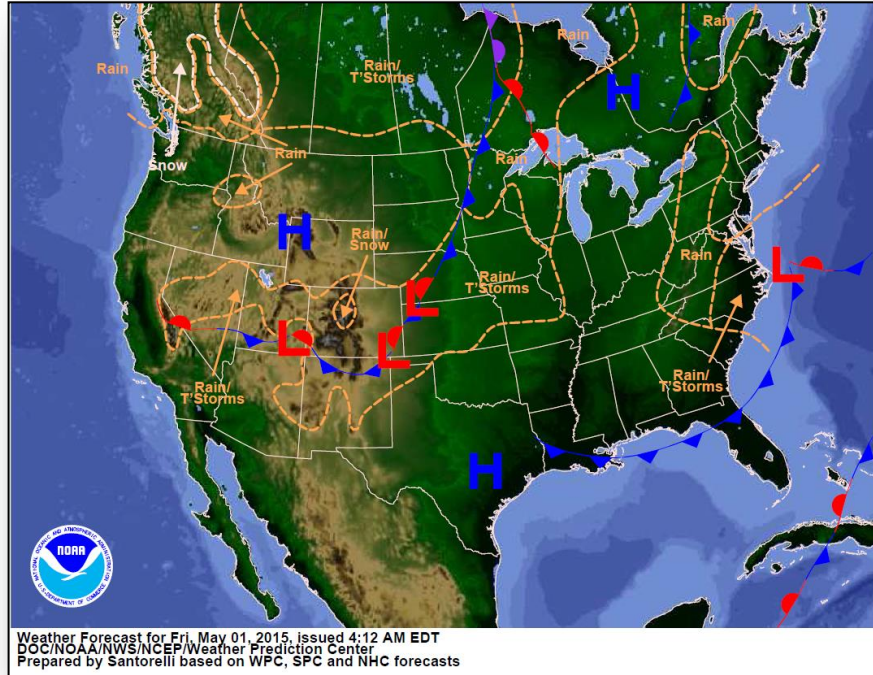


- PA & Snow Assistance counties
- PA only counties (8)

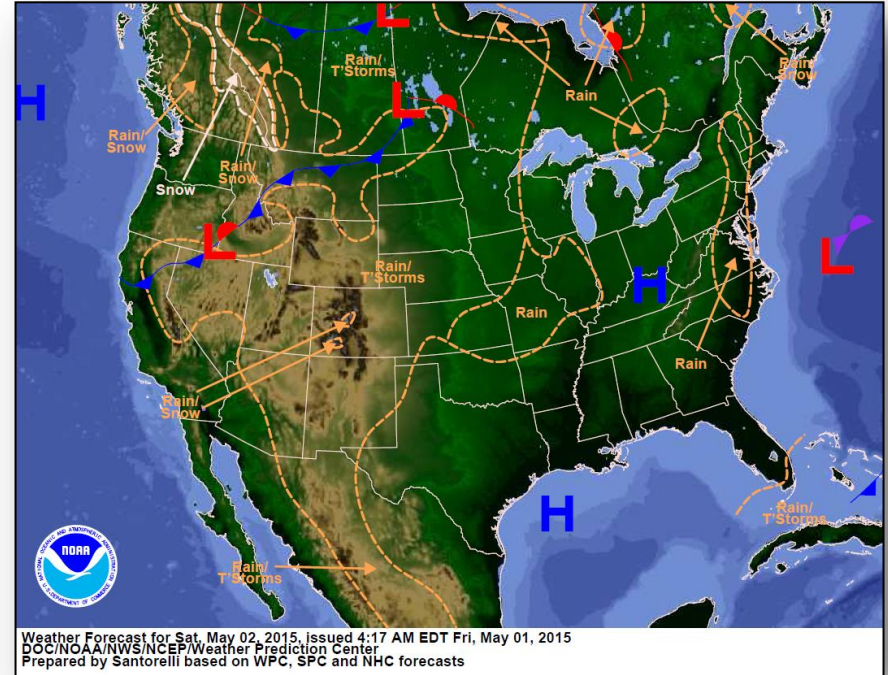
# Joint Preliminary Damage Assessments

Region	State / Location	Event	IA/PA	Number of Counties		Start – End
				Requested	Complete	
IV	KY	Severe Weather/Snow Storm March 4-7, 2015	PA	2	0	TBD

# National Weather Forecast

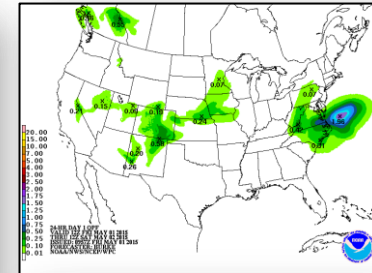
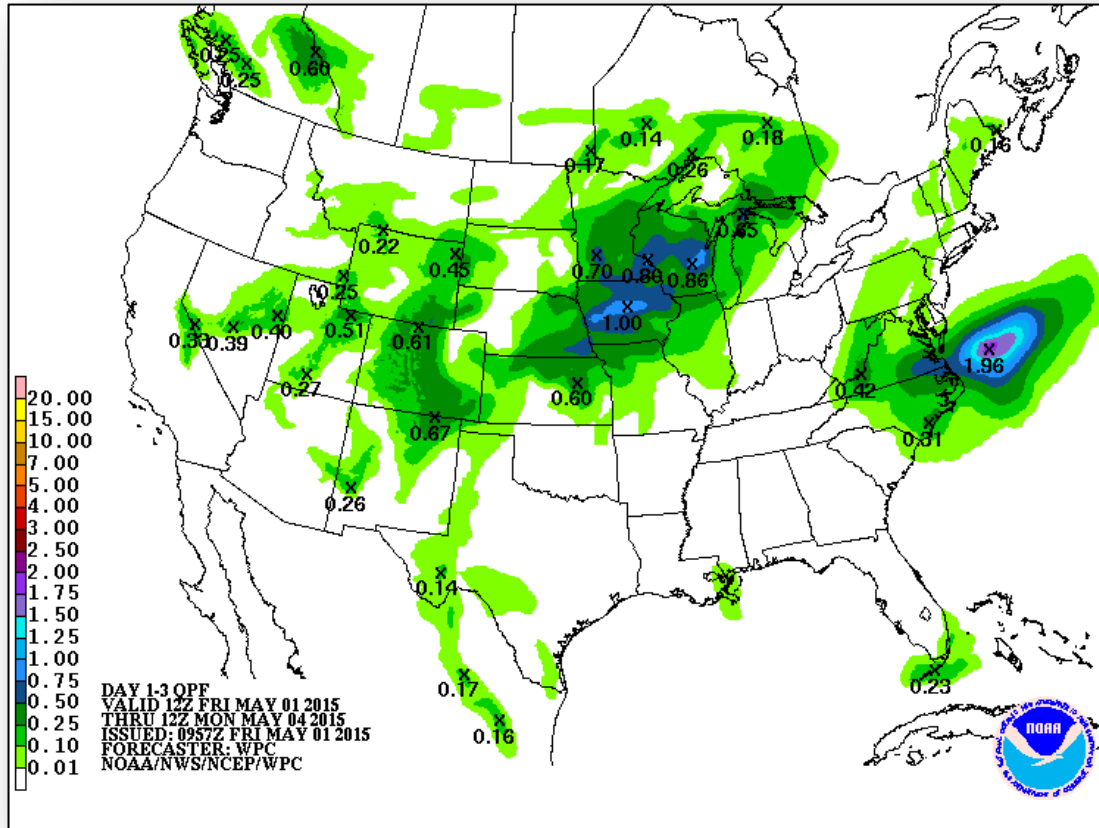


*Today*

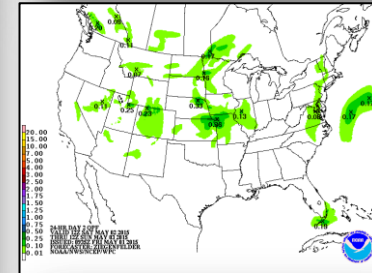


*Tomorrow*

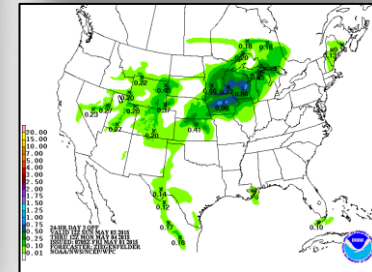
# Precipitation Forecast, 1 – 3 Day



Day 1



Day 2



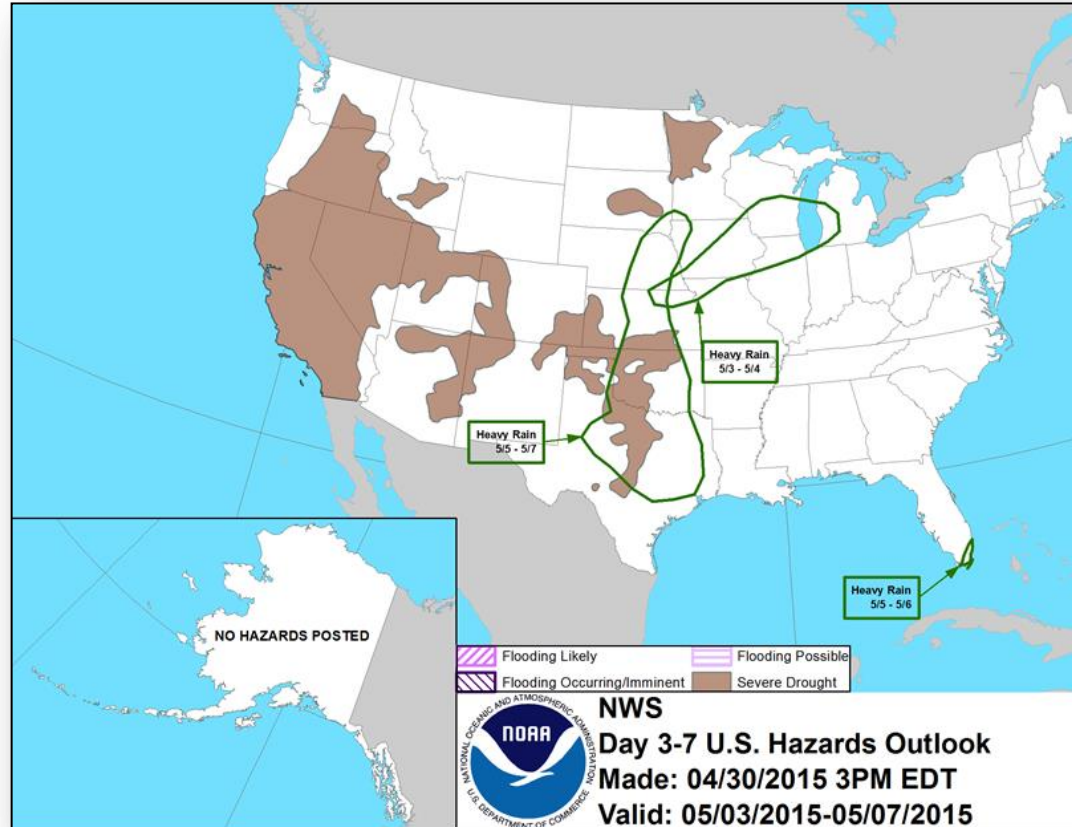
Day 3



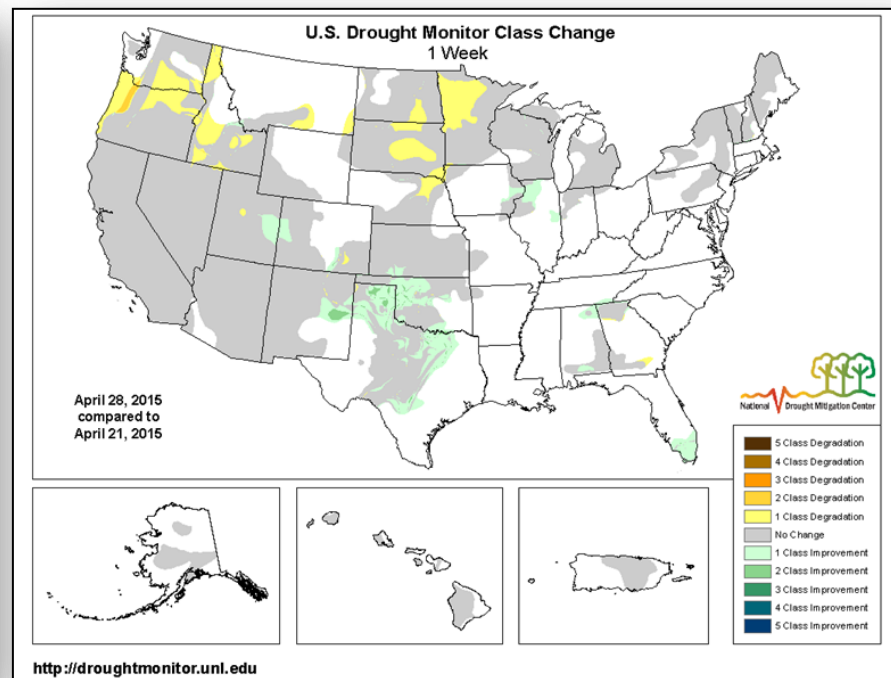
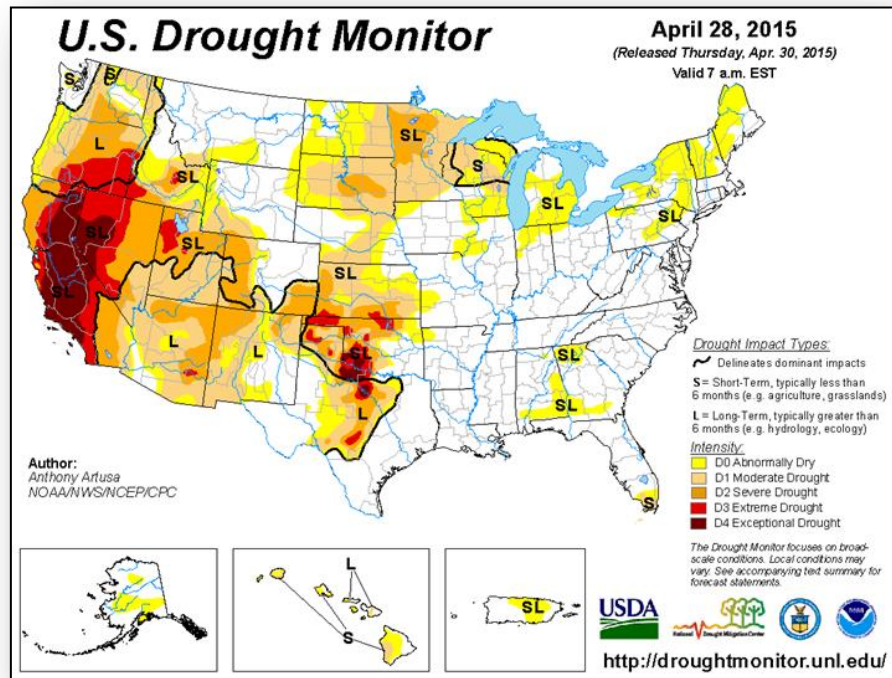
# Hazard Outlook, May 3 – 7



FEMA

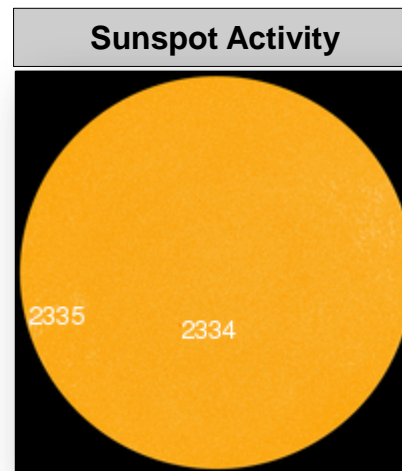



# U.S. Drought Monitor



# Space Weather

None	Past 24 Hours	Current	Next 24 Hours
Space Weather Activity:	None	None	None
• Geomagnetic Storms	None	None	None
• Solar Radiation Storms	None	None	None
• Radio Blackouts	None	None	None



# FEMA Readiness – Deployable Teams /Assets



Deployable Teams/Assets									
Resource	Status	Total	FMC Available		Partially Available	Not Available	Detailed, Deployed, Activated	Comments	Rating Criterion
FCO		37	16	43%	0	1	20		OFDC Readiness: FCO    Green    Yellow    Red Type 1    3+       2       1 Type 2    4+       3       2 Type 3    4       3       2
FDRC		9	9	100%	0	0	0		FDRC    3       2       1
US&R		28	25	89%	2	1	0	• NM-TF1 (Red) – Personnel shortages • VA TF1 & CA TF2 (Yellow) – Deployed (Type 3 capability remains in U.S.) • UT-TF1 – Green (exercise ended 4/29)	• Green = Available/FMC • Yellow = Available/PMC • Red = Out-of-Service • Blue = Assigned/Deployed
National IMAT		3	2	66%	0	1	0	IMAT East 2 – Reconstituting	• Green: 3 avail • Yellow: 1-2 avail • Red: 0 avail (Individual N-IMAT red if 50% of Section Chiefs and/or Team Leader is unavailable for deployment.)
Regional IMAT		13	8	62%	1	3	1	Region II (Yellow) – Personnel shortages Region III (Blue) – Deployed to WV Not Mission Capable (NMC) • Regions IV-3, VI-3 & IX-1	• Green: 7 or more avail • Yellow: 4 - 6 teams available • Red: > 8 teams deployed/unavailable  R-IMAT also red if TL Ops/Log Chief is unavailable & has no qualified replacement
MCOV		60	56	93%	0	4	0		• Green = 80 – 100% avail • Yellow = 60 – 79% avail • Red = 59% or below avail • Readiness remains 95%

# FEMA Readiness – National/Regional Teams



National/Regional Teams									
Resource	Status	Total	FMC Available		Partially Available	Not Available	Deployed/ Activated	Comments	Rating Criterion
NWC		5	5	100%	0	0	Not Activated		• Green = FMC • Yellow = PMC • Red = NMC
NRCC		2	344	89%	0	44	Not Activated		
HLT		1	N/A	N/A	0	0	Not Activated		
DEST							Not Activated		
RRCCs		10	10	100%	0	0	Not Activated		
RWCs/MOCs		10	10	100%	0	0	Not Activated	Region III – Enhanced Watch beginning 5/2	



# FEMA

**FEMA's mission is to support our citizens and first responders to ensure that as a nation we work together to build, sustain, and improve our capability to prepare for, protect against, respond to, recover from, and mitigate all hazards.**