

The Disaster Center is dedicated to the idea that disaster mitigation is cost effective and individuals pursuing their own interest are the greatest potential force for disaster reduction.

Please consider making a small donation to the Disaster Center



When disaster mitigation is cost effective, we are on the road to bringing disasters to an end.



FEMA

Daily Operations Briefing

Wednesday, May 2, 2018

8:30 a.m. EDT

Severe Weather – Central Plains/Middle MS Valley



FEMA

Current Situation

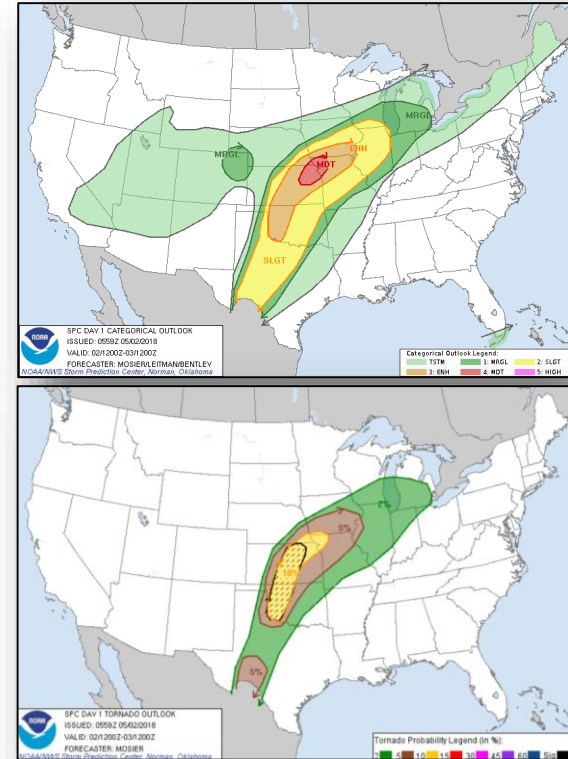
A multi-day severe weather threat is forecast for this week.

State/Local Response

- MO EOC at Monitoring

Federal Response

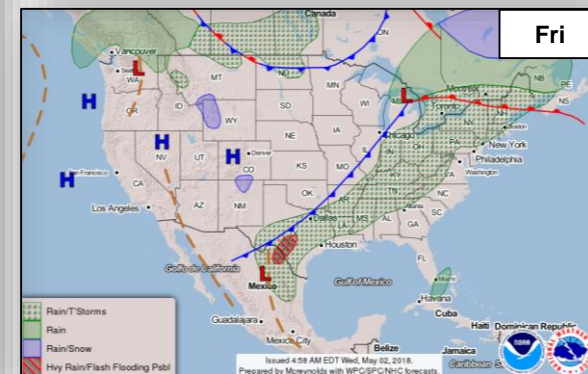
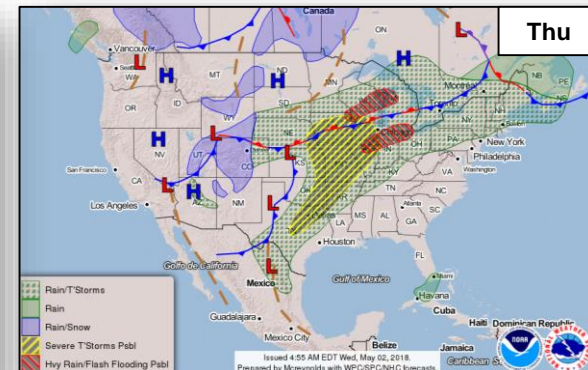
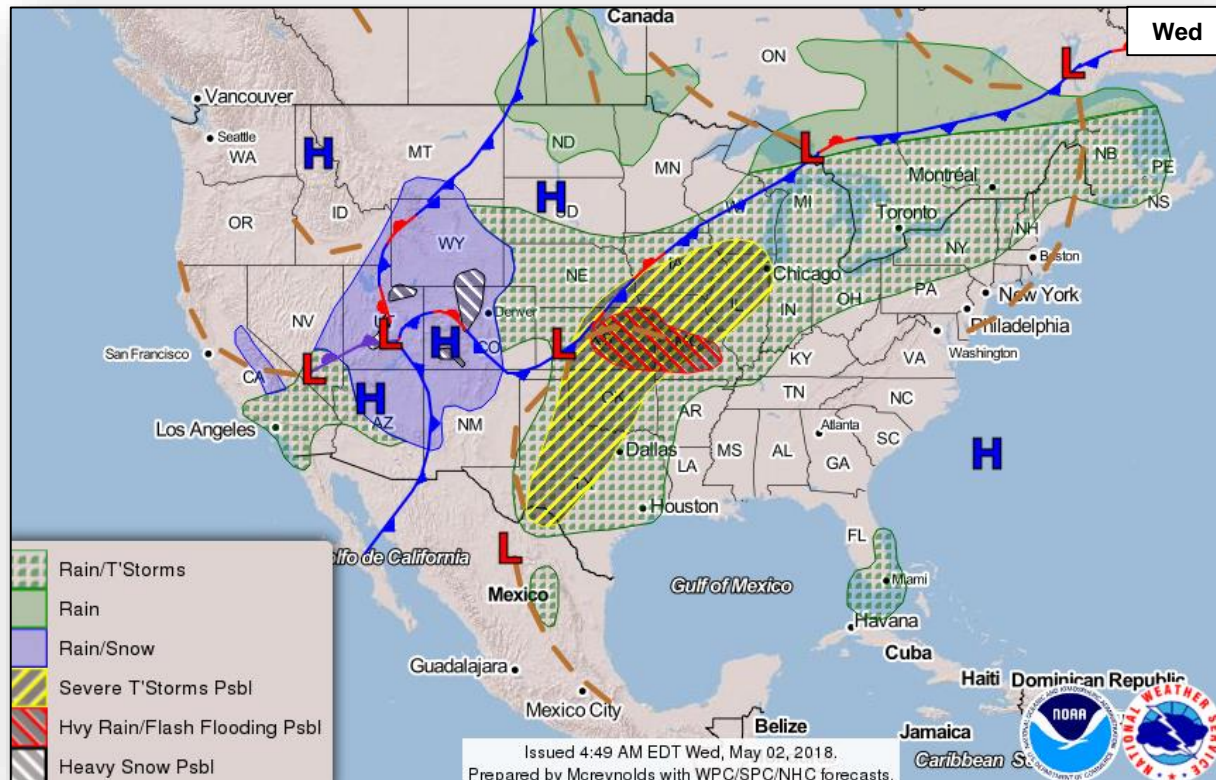
- FEMA Region VII RWC is activated to Enhanced Watch at 1:00 p.m. EDT
- FEMA Region VI RWC is monitoring
 - LNOs identified and available for OK & TX
- FEMA NWC is monitoring
- No unmet needs and no request for FEMA assistance



National Weather Forecast



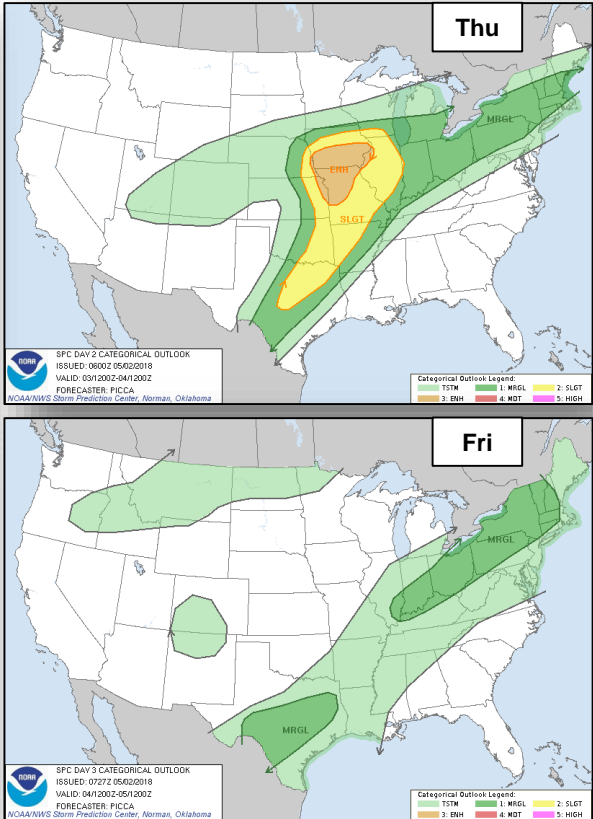
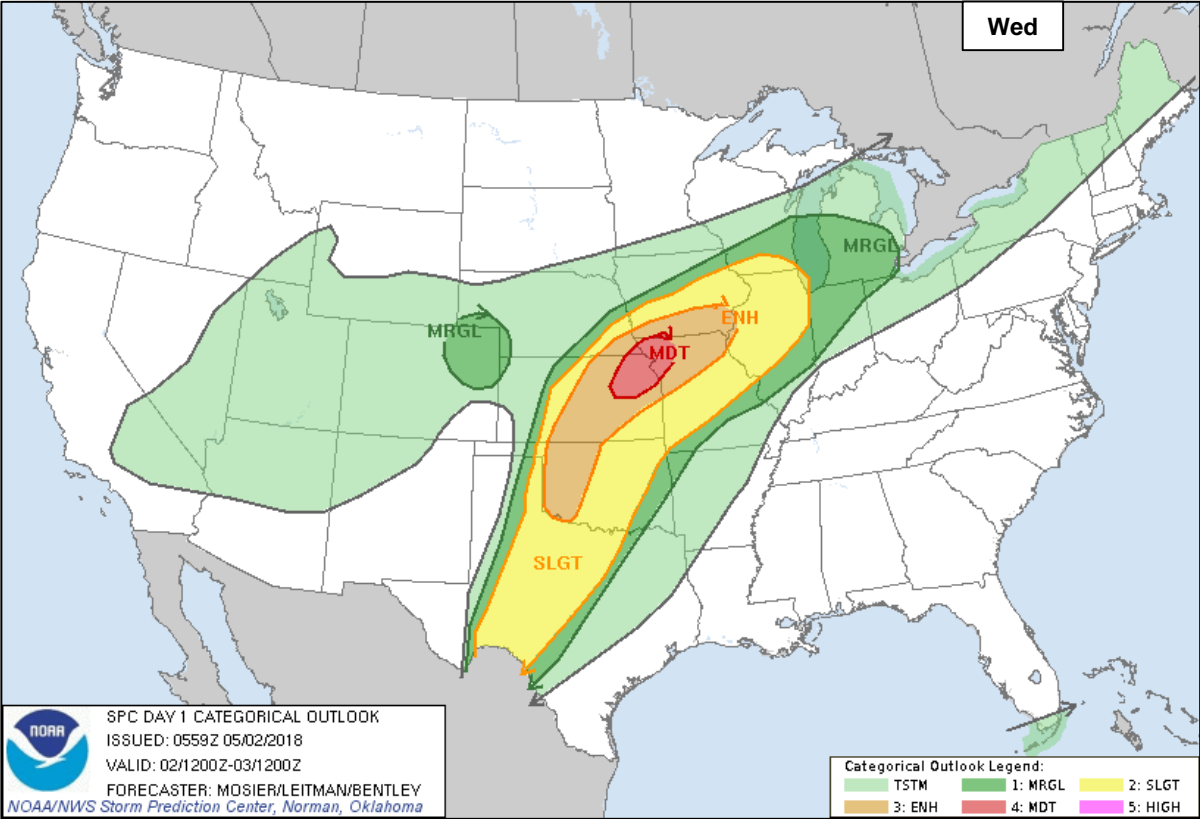
FEMA



Severe Weather Outlook



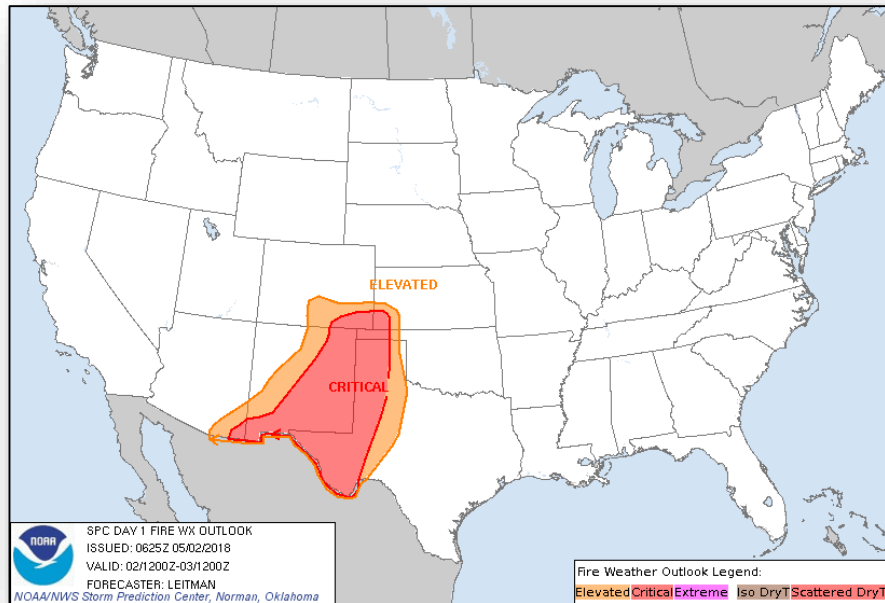
FEMA



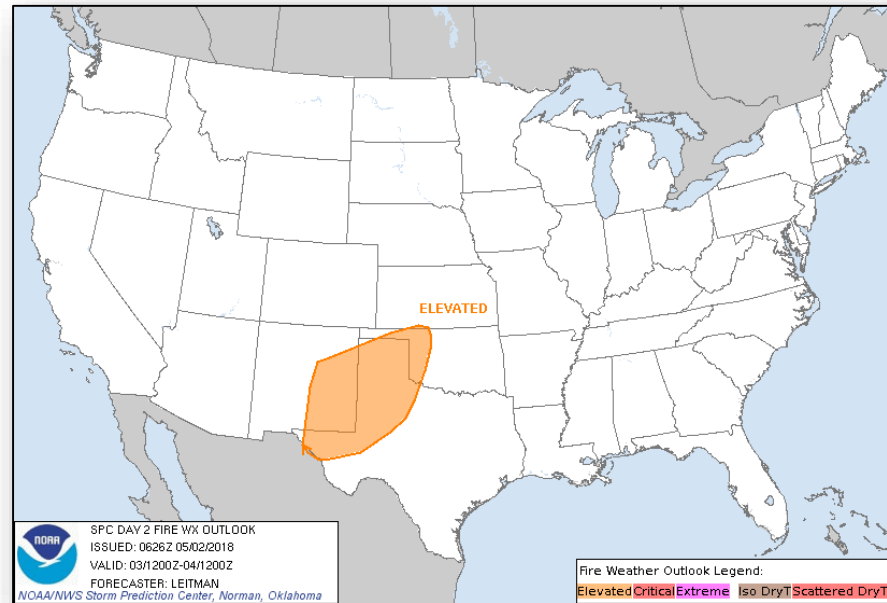
Fire Weather Outlook



FEMA



Wednesday

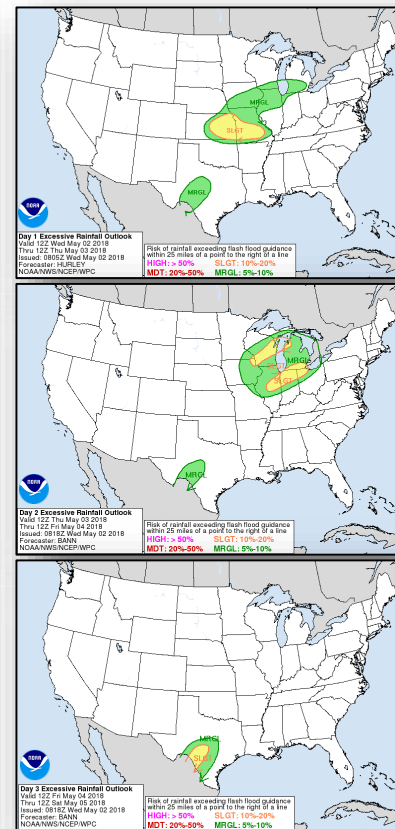
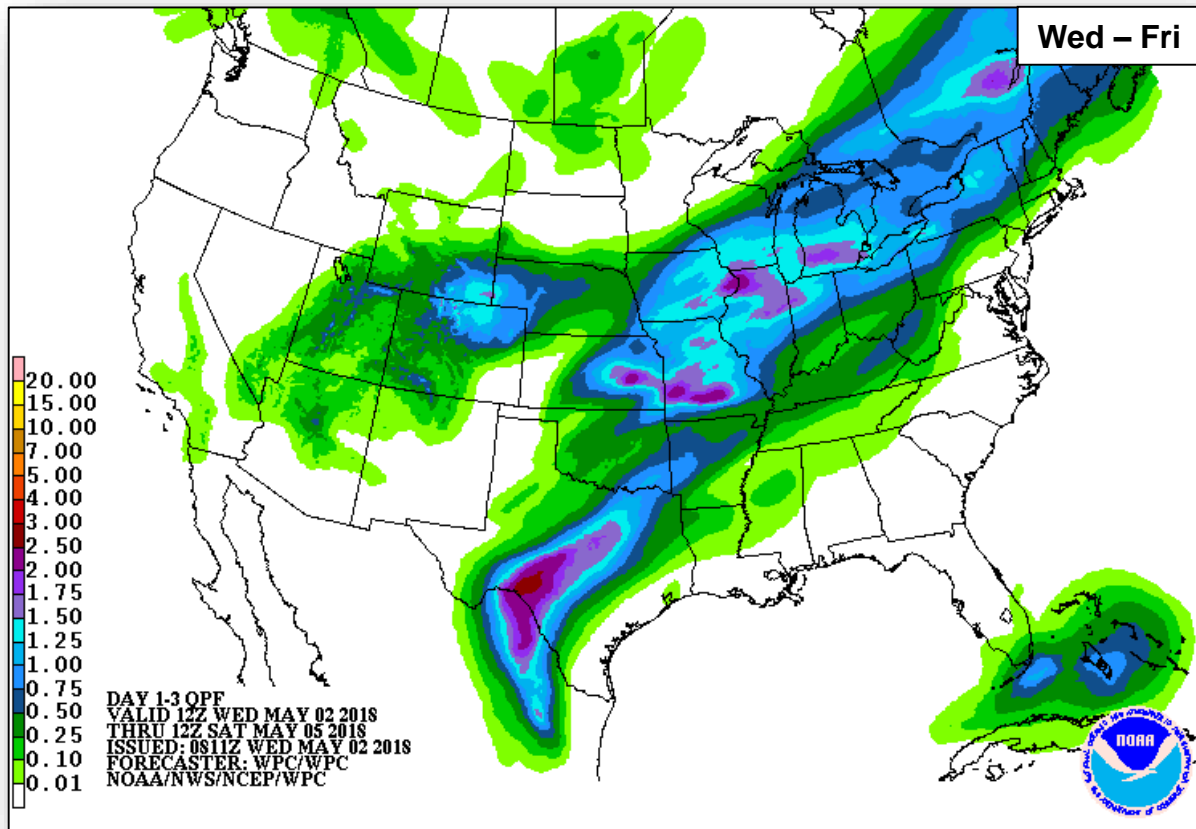


Thursday

Precipitation / Excessive Rainfall Forecast



FEMA



Wed

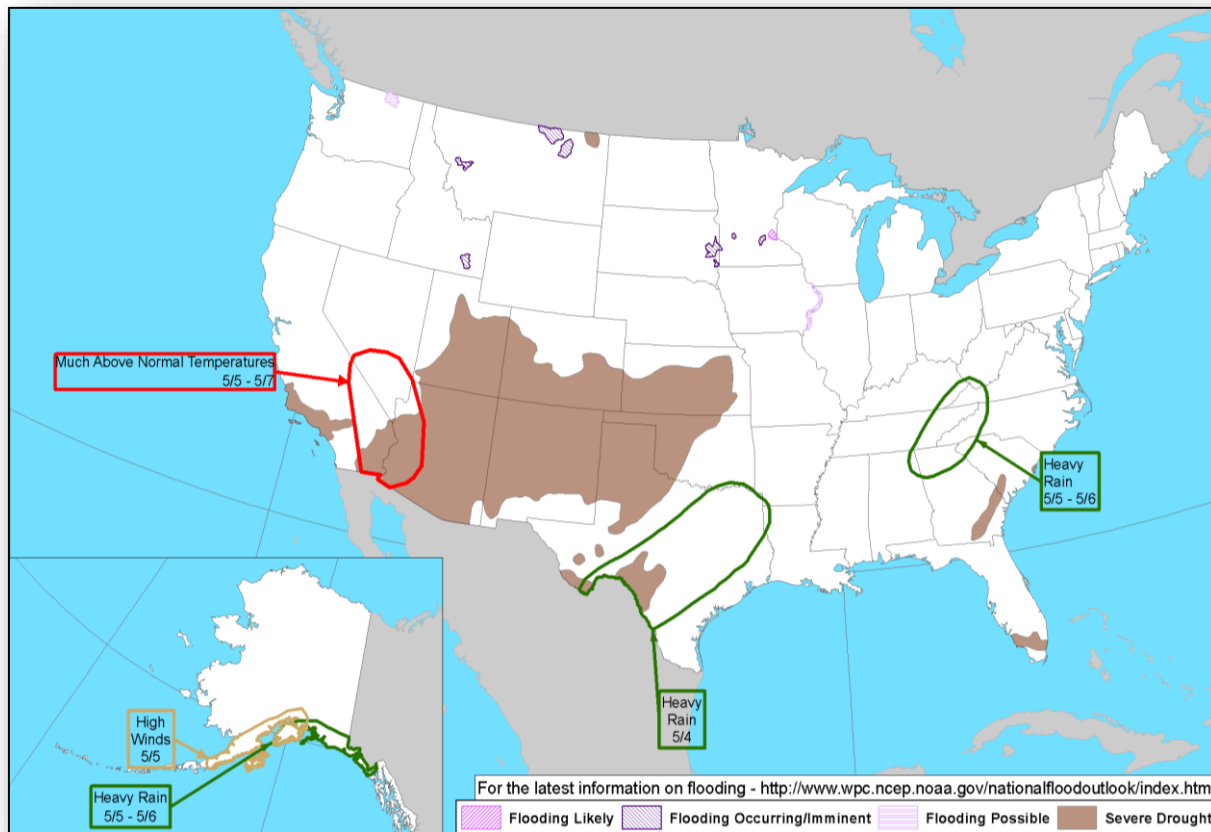
Thu

Fri

Hazards Outlook – May 4-8



FEMA



Space Weather Summary/Outlook

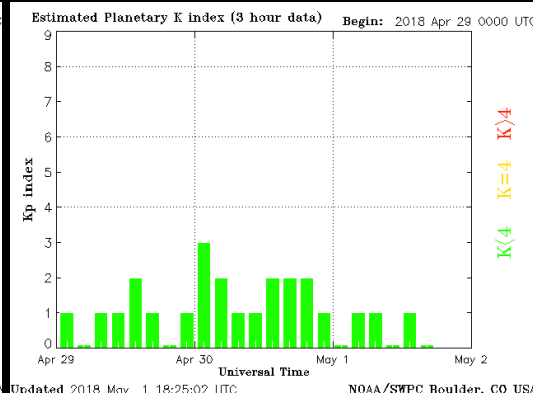
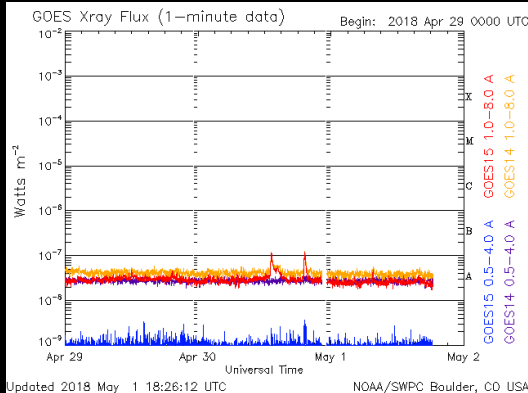


FEMA

Space Weather Summary May 2 nd , 2018	Past 48 Hours	Forecast: May 2 nd	Forecast: May 3 rd
Solar Flare (R Scale) Radio Blackout	None	R1-R2: 1% R3-R5: 1%	R1-R2: 1% R3-R5: 1%
Solar Radiation Storms (S Scale)	None	S1 or > 1%	S1 or > 1%
Geomagnetic Storms (G Scale)	None	None	None

Summary of Recent Activity/Outlook:

- All quiet across the R, S, and G scales
- No sunspots present.
- Severe or extreme activity very unlikely at this time



Shawn
Dahl

Wildfire Summary



FEMA

Fire Name (County)	FMAG #	Acres Burned	Percent Contained	Evacuations (Residents)	Structures			Fatalities / Injuries
					Threatened	Damaged	Destroyed	
Arizona (1)								
Tinder Fire (Coconino)	5236-FM-AZ	11,423 (+2,412)	7%	Mandatory & Voluntary	1,700 homes	0	0	0 / 0

Joint Preliminary Damage Assessments



FEMA

Region	State / Location	Event	IA / PA	Number of Counties		Start – End
				Requested	Completed	
I	NH	Snow March 13-14, 2018	IA	0	0	N/A
			PA	3	0	3/29 – TBD
VI	LA	Tornadoes April 6-7, 2018	IA	1	0	5/2 – TBD
			PA	0	0	N/A
		Tornadoes April 13-14, 2018	IA	4	0	5/1 – TBD
			PA	0	0	N/A
VII	NE	Severe Winter Storm April 13-18, 2018	IA	0	0	N/A
			PA	34	0	4/30 – TBD

Disaster Requests and Declarations



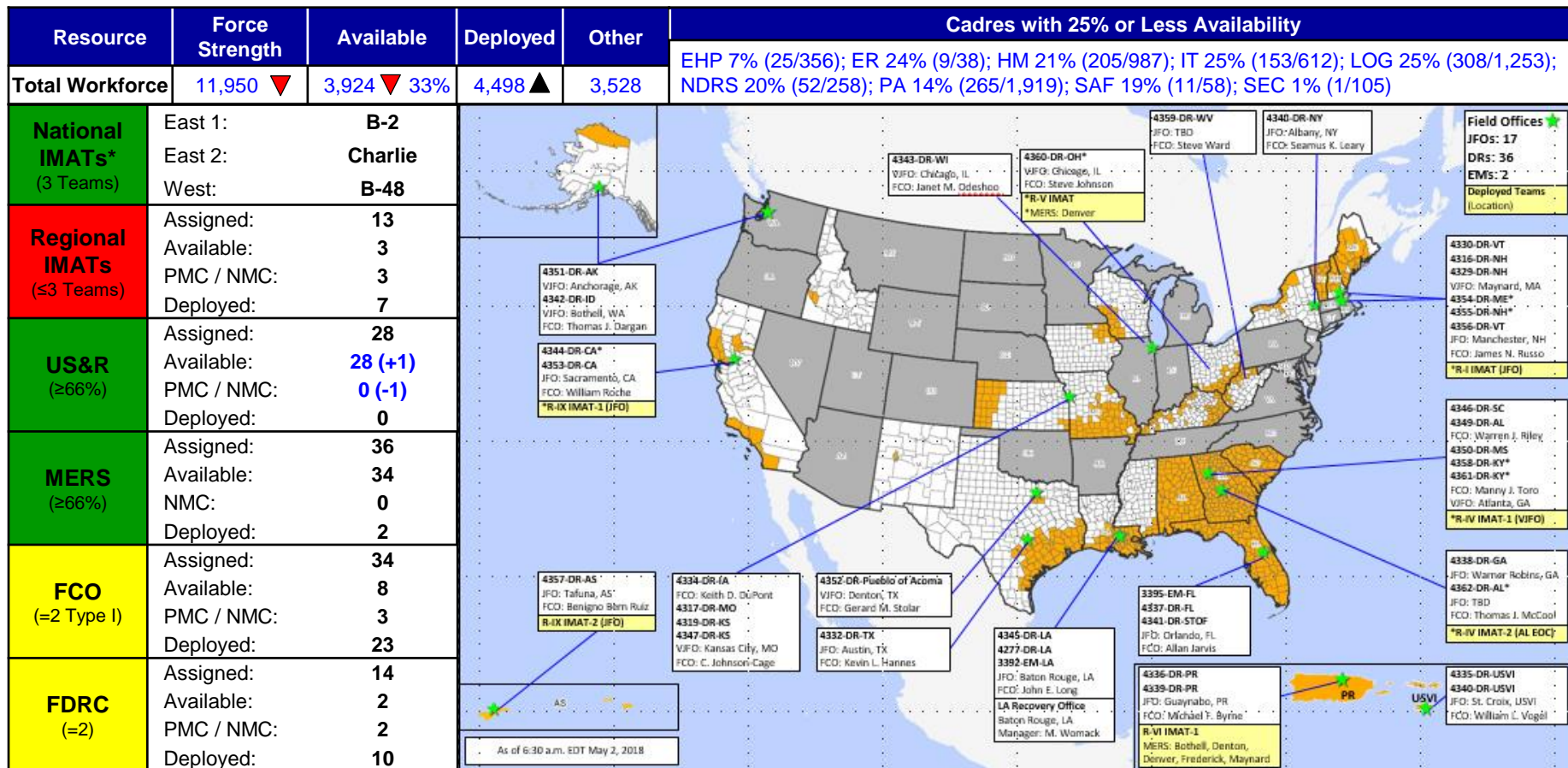
FEMA

Declaration Requests in Process					Requests APPROVED (since last report)	Requests DENIED (since last report)
6	IA	PA	HM	Date Requested	0	0
AK – DR Severe Storm		X	X	January 25, 2018		
ME – DR Severe Storms and Flooding		X	X	March 30, 2018		
NH – DR Severe Storms and Flooding		X	X	April 5, 2018		
NC – DR Severe Storms and Tornadoes	X		X	April 25, 2018		
IN – DR Severe Storms and Flooding	X	X	X	April 27, 2018		
MA – DR Severe Winter Storm		X	X	April 30, 2018		

Readiness – Deployable Teams and Assets



FEMA



* **B-2 Status:** Assemble ≤ 2-hrs, On Site ≤ 18-hrs; **B-48 Status:** Assemble and deploy ≤ 48hrs; **Charlie Status:** No team assemble time requirement

FEMA Readiness – Activation Teams



FEMA

Status		Activated Team	Activation Level	Activation Times	Reason / Comments
NWC (5 Teams)	Steady State				
NRCC (2 Teams)	Available				
HLT (1 Team)	Available				
RWCs/MOCs (10 Regions)	Activated	Region VII	Enhanced Watch	1:00 p.m. – 12:00 a.m. EDT	Severe Weather
RRCCs (10 Regions)	Available				

Backup Regions: II, VI, & VII



FEMA

**FEMA's mission is helping people
before, during, and after disasters.**