

The Disaster Center is dedicated to the idea that disaster mitigation is cost effective and individuals pursuing their own interest are the greatest potential force for disaster reduction.

Please consider making a small donation to the Disaster Center



When disaster mitigation is cost effective, we are on the road to bringing disasters to an end.



FEMA

Daily Operations Briefing

Sunday, May 3, 2015

8:30 a.m. EDT

Significant Activity: May 1-3



Significant Events: No significant events

Tropical Activity: Tropical Depression 06W

Earthquake Activity: M4.2 Michigan

Significant Weather:

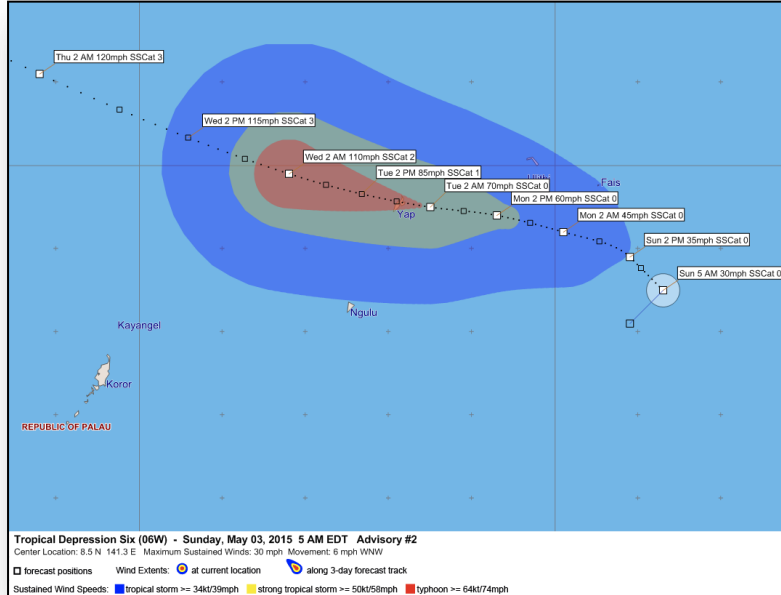
- Severe thunderstorms possible – Upper Mississippi Valley
- Showers & thunderstorms Upper Midwest, Northern/Central Plains and Central Rockies
- Red Flag Warnings – northern Michigan
- Critical/Elevated Fire Weather – North/South Dakota & Minnesota
- Space Weather – past 24 hours/next 24 hours – no space weather storms observed or predicted

Declaration Activity:

- Major Disaster Declaration Approved - KY
- Major Disaster Declaration Request - WV

FEMA Readiness: No activity

Tropical Outlook – Western Pacific



Tropical Depression 06W (Advisory #2, as of 5:00 a.m. EDT)

- Located approximately 245 miles ESE of Yap
- Moving NW at 6 mph
- Maximum sustained winds 30 mph
- Tropical Depression 06W is expected to intensify during the next few days
- May become tropical storm later tonight

Earthquake Activity – Michigan



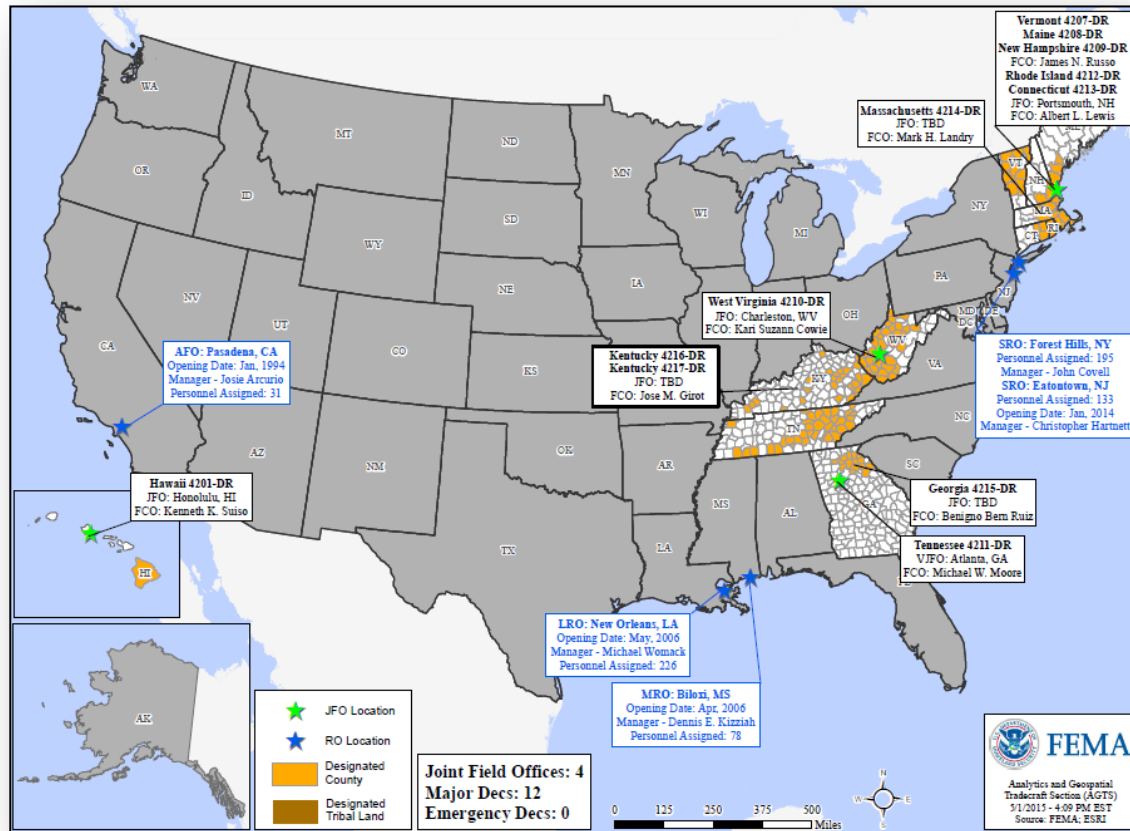
M 4.2 – Galesburg, MI

- At 12:23 p.m. EDT, May 2, 2015
 - 5 miles S of Galesburg, 57 miles SW of Lansing
 - Depth of 4 miles
- USGS issued a Green PAGER alert indicating:
 - Low likelihood of casualties and damage
 - 425k residents exposed to Light shaking (MMI: IV)
 - 1k residents exposed to Moderate shaking (MMI: V)
- No injuries or major damage reported
- No requests for FEMA assistance; State EOC remains at normal ops

Estimated Population Exposed to Earthquake Shaking

| ESTIMATED POPULATION EXPOSURE (k = x1000) | | --* | 3,935k* | 425k | 1k | 0 | 0 | 0 | 0 | 0 |
|---|-----------------------|----------|---------|-------|----------|----------|----------------|----------------|----------|----------|
| ESTIMATED MODIFIED MERCALLI INTENSITY | | I | II-III | IV | V | VI | VII | VIII | IX | X+ |
| PERCEIVED SHAKING | | Not felt | Weak | Light | Moderate | Strong | Very Strong | Severe | Violent | Extreme |
| POTENTIAL DAMAGE | Resistant Structures | none | none | none | V. Light | Light | Moderate | Moderate/Heavy | Heavy | V. Heavy |
| | Vulnerable Structures | none | none | none | Light | Moderate | Moderate/Heavy | Heavy | V. Heavy | V. Heavy |

Open Field Offices as of May 3



Disaster Requests & Declarations



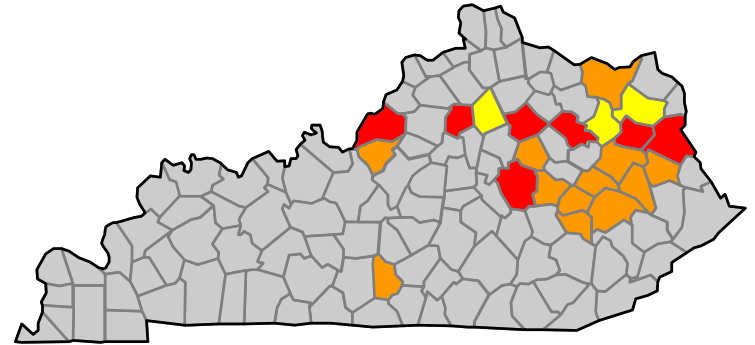
| Declaration Requests in Process | | Requests APPROVED (since last report) | Requests DENIED (since last report) |
|--|----------------|--|--|
| 2 | Date Requested | 1 | 0 |
| KY – DR Severe Storms, Tornadoes, Flooding, Landslides & Mudslides | April 23, 2015 | May 1, 2015 | |
| KY – DR Severe Winter Storm, Flooding, Landslides & Mudslides | April 27, 2015 | | |
| WV – DR Severe Storms, Flooding, Landslides & Mudslides | April 30, 2015 | | |

Major Disaster Declaration – KY



FEMA-4217-DR-KY

- Major Disaster Declaration declared May 1, 2015 for the Commonwealth of Kentucky
- For Severe Storms, Tornadoes, Flooding, Landslides and Mudslides that occurred April 2-17, 2015
- Provides:
 - Public Assistance for 19 counties
 - Individual Assistance for 10 counties
 - Hazard Mitigation for entire Commonwealth
- FCO is Joe M. Girot



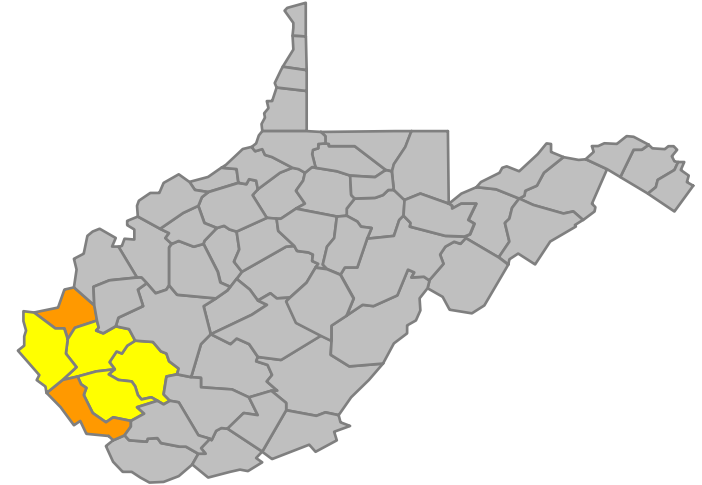
- PA Declared Counties
- IA Declared Counties
- PA & IA Declared Counties

Major Disaster Declaration Request – WV



April 30, 2015

- Request for a Major Disaster Declaration for the State of West Virginia
- For severe storms, flooding, landslides, & mudslides that occurred April 3-5, 2015
- Requesting:
 - Individual Assistance for 4 counties
 - Public Assistance for 6 counties
 - Hazard Mitigation statewide

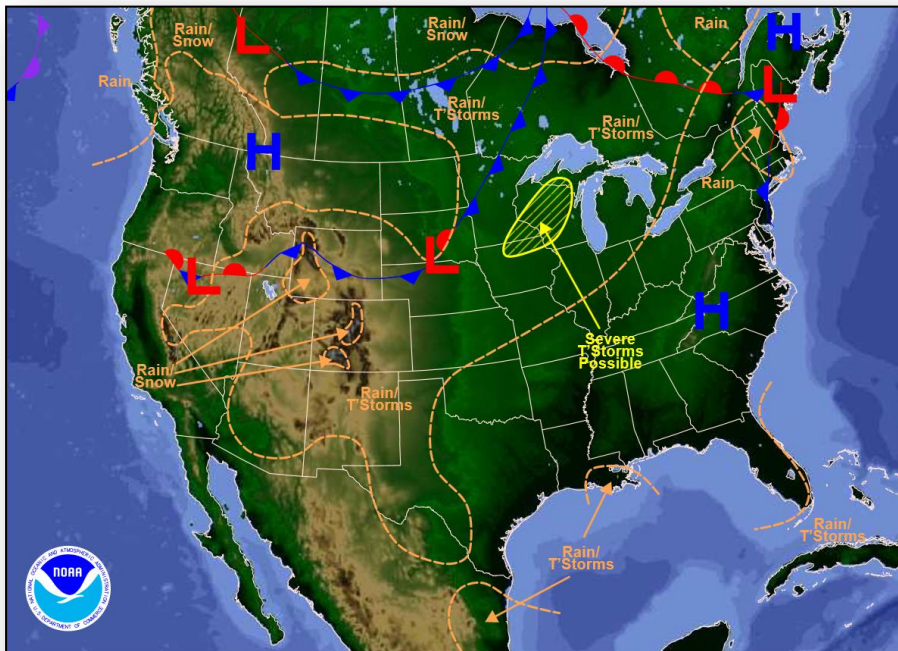


- IA and PA Requested Counties
- PA only Requested Counties

National Weather Forecast

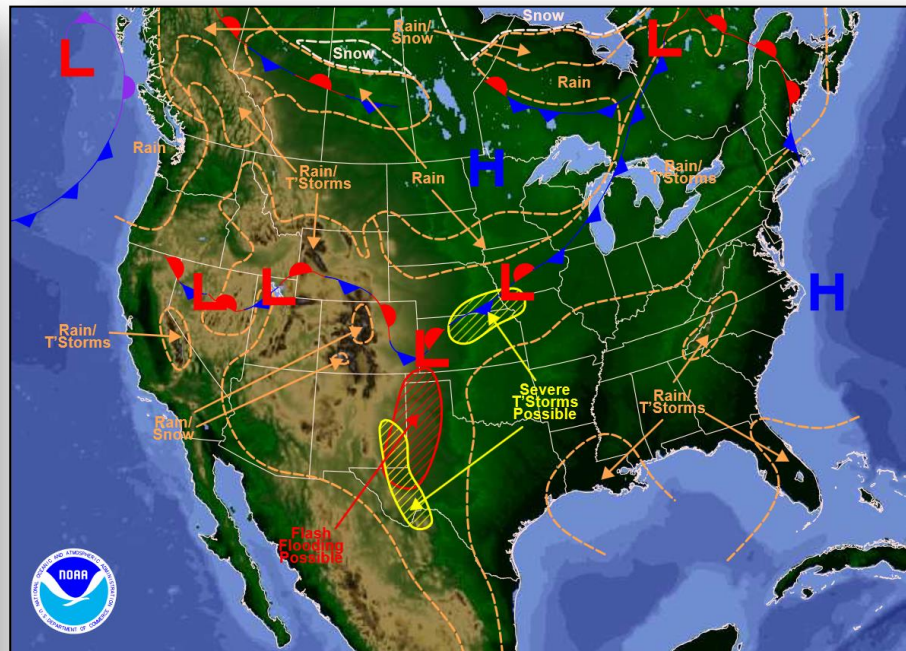


FEMA



Weather Forecast for Sun, May 03, 2015, issued 4:15 AM EDT
DOC/NOAA/NWS/NCEP/Weather Prediction Center
Prepared by Santorelli based on WPC, SPC and NHC forecasts

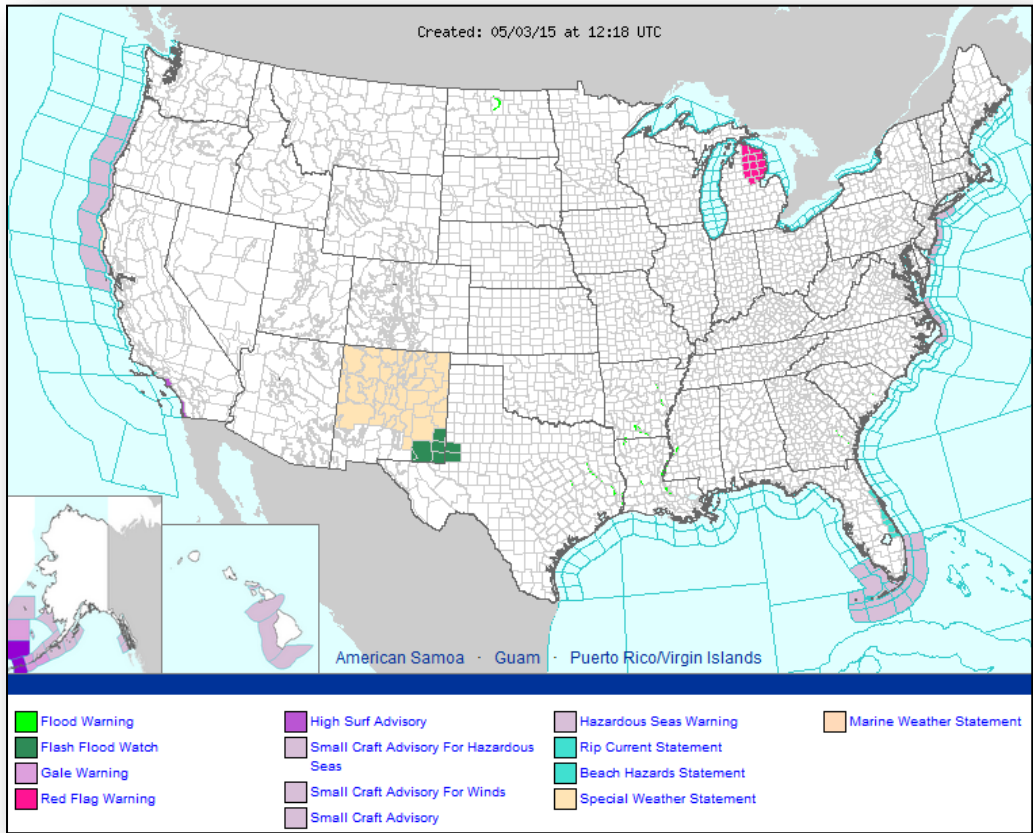
Today



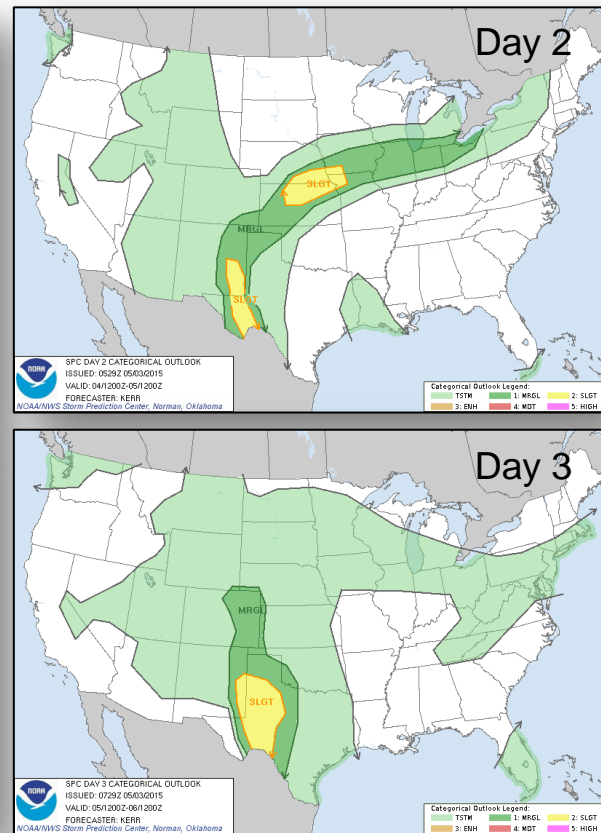
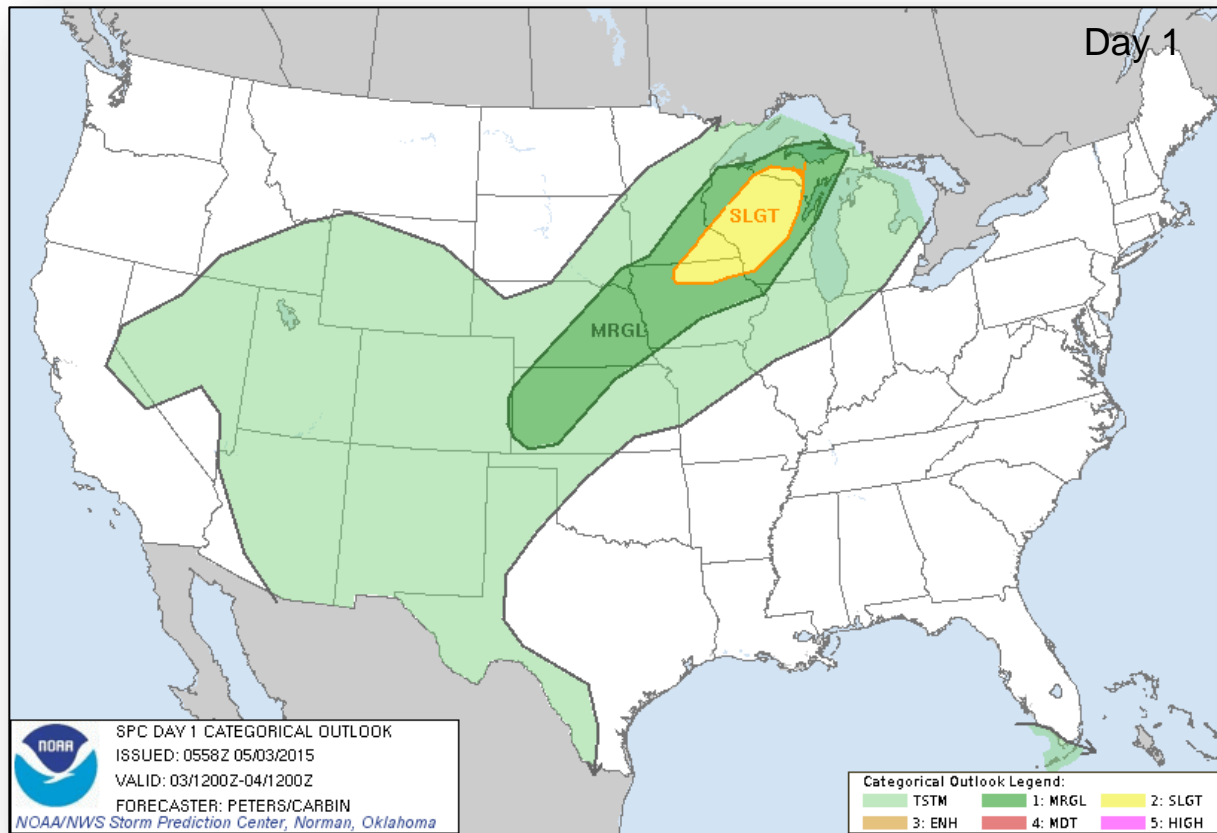
Weather Forecast for Mon, May 04, 2015, issued 4:23 AM EDT Sun, May 03, 2015
DOC/NOAA/NWS/NCEP/Weather Prediction Center
Prepared by Santorelli based on WPC, SPC and NHC forecasts

Tomorrow

Active Watches/Warnings



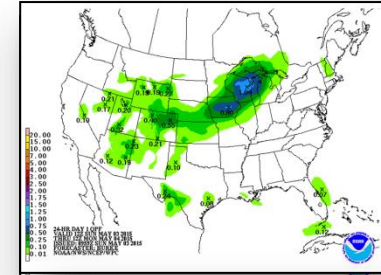
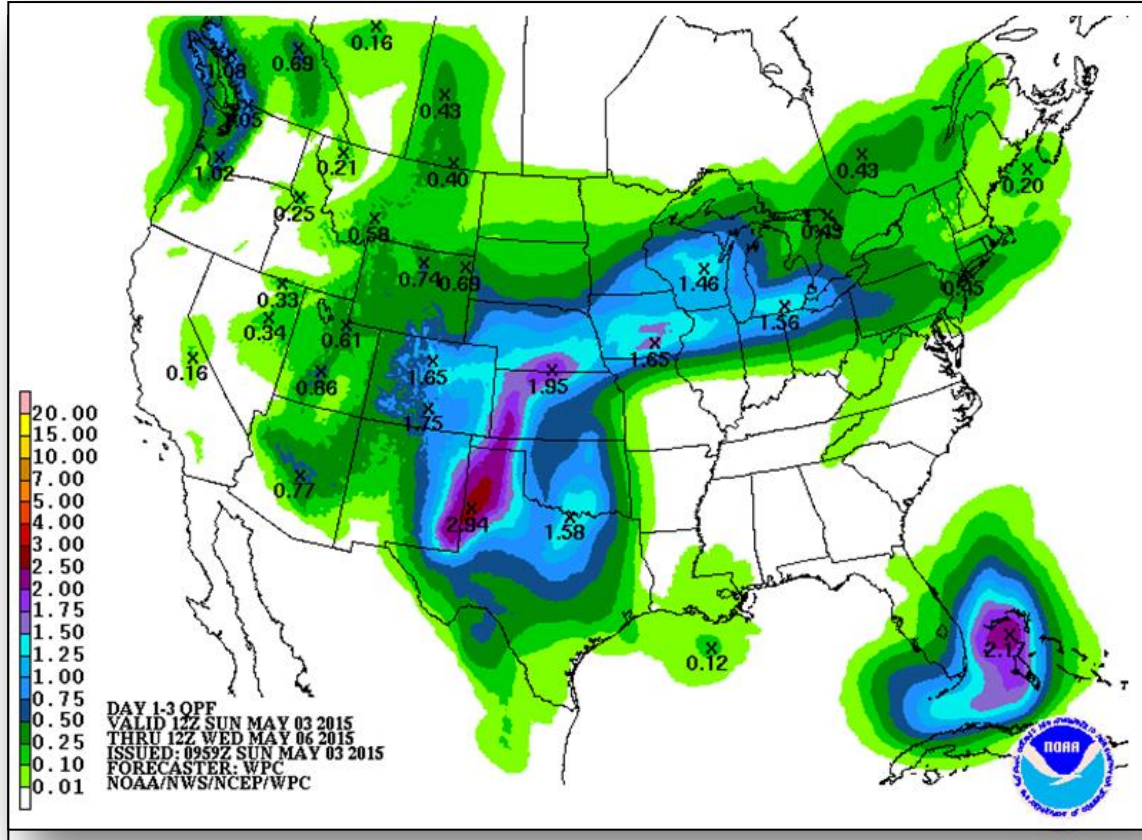
Convective Outlook, Days 1-3



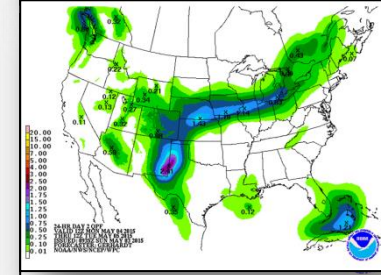
Precipitation Forecast, 1-3 Day



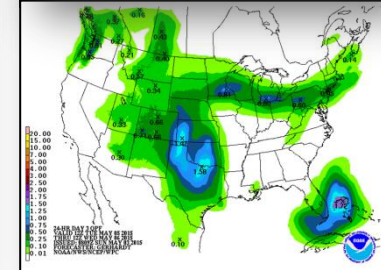
FEMA



Day 1

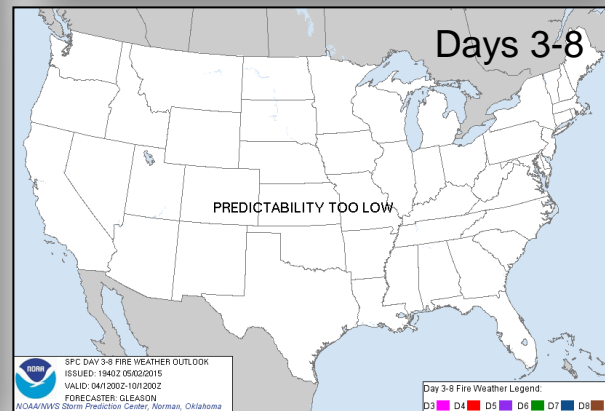
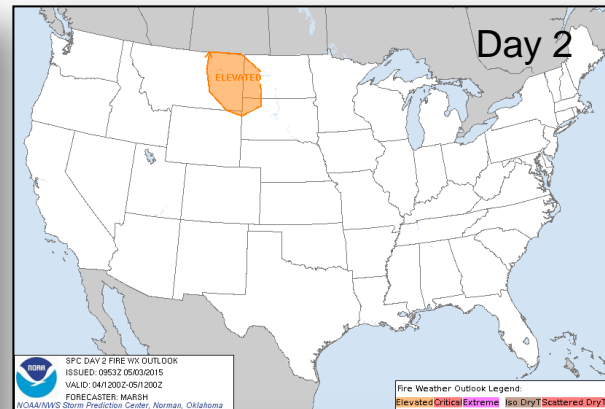
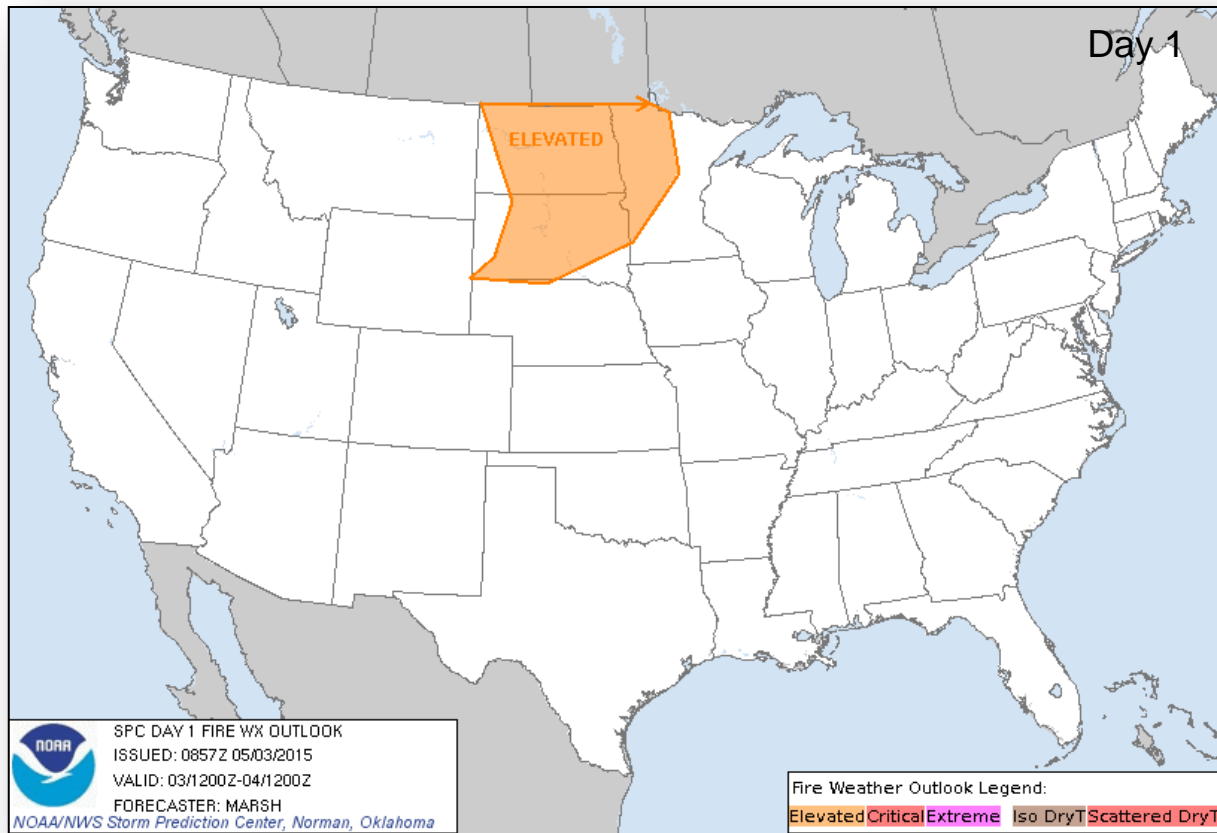


Day 2



Day 3

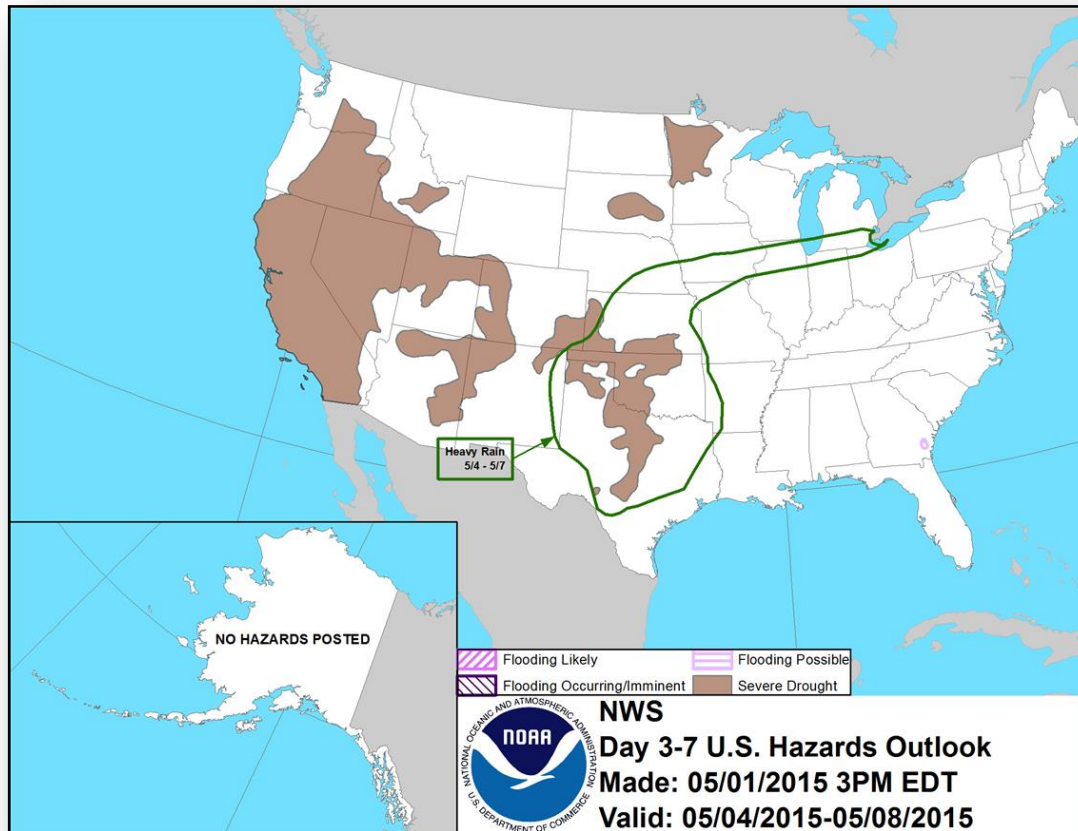
Fire Weather Outlook, Days 1-8



Hazard Outlook, May 4-8

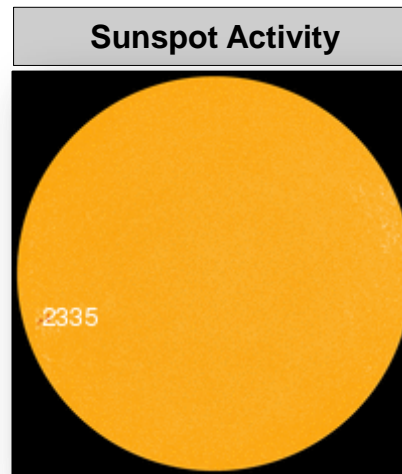
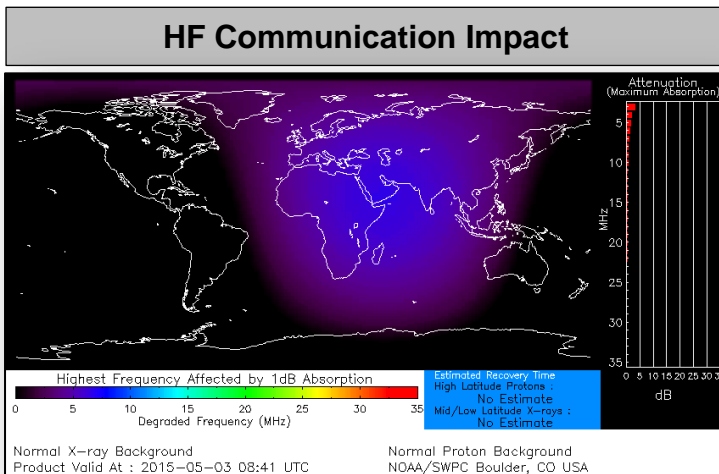


FEMA



Space Weather

| None | Past 24 Hours | Current | Next 24 Hours |
|--------------------------|---------------|---------|---------------|
| Space Weather Activity: | None | None | None |
| • Geomagnetic Storms | None | None | None |
| • Solar Radiation Storms | None | None | None |
| • Radio Blackouts | None | None | None |



FEMA Readiness – Deployable Teams /Assets



| Deployable Teams/Assets | | | | | | | | | |
|-------------------------|--------|-------|---------------|------|---------------------|---------------|-------------------------------|--|---|
| Resource | Status | Total | FMC Available | | Partially Available | Not Available | Detailed, Deployed, Activated | Comments | Rating Criterion |
| FCO | | 37 | 17 | 46% | 0 | 1 | 19 | | OFDC Readiness: FCO Green Yellow Red Type 1 3+ 2 1 Type 2 4+ 3 2 Type 3 4 3 2 |
| FDRC | | 9 | 9 | 100% | 0 | 0 | 0 | | FDRC 3 2 1 |
| US&R | | 28 | 25 | 89% | 2 | 1 | 0 | • NM-TF1 (Red) – Personnel shortages • VA TF1 & CA TF2 (Yellow) – Deployed (Type 3 capability remains in U.S.) | • Green = Available/FMC • Yellow = Available/PMC • Red = Out-of-Service • Blue = Assigned/Deployed |
| National IMAT | | 3 | 2 | 66% | 0 | 1 | 0 | IMAT East 2 – Reconstituting | • Green: 3 avail • Yellow: 1-2 avail • Red: 0 avail (Individual N-IMAT red if 50% of Section Chiefs and/or Team Leader is unavailable for deployment.) |
| Regional IMAT | | 13 | 8 | 62% | 1 | 3 | 1 | Region II (Yellow) – Personnel shortages Region III (Blue) – Deployed to WV Not Mission Capable (NMC) • Regions IV-3, VI-3 & IX-1 | • Green: 7 or more avail • Yellow: 4 - 6 teams available • Red: > 8 teams deployed/unavailable R-IMAT also red if TL Ops/Log Chief is unavailable & has no qualified replacement |
| MCOV | | 60 | 56 | 93% | 0 | 4 | 0 | | • Green = 80 – 100% avail • Yellow = 60 – 79% avail • Red = 59% or below avail • Readiness remains 95% |

FEMA Readiness – National/Regional Teams



| National/Regional Teams | | | | | | | | | |
|-------------------------|--------|-------|---------------|------|---------------------|---------------|---------------------|----------|--|
| Resource | Status | Total | FMC Available | | Partially Available | Not Available | Deployed/ Activated | Comments | Rating Criterion |
| NWC | | 5 | 5 | 100% | 0 | 0 | Not Activated | | • Green = FMC • Yellow = PMC • Red = NMC |
| NRCC | | 2 | 344 | 89% | 0 | 44 | Not Activated | | |
| HLT | | 1 | N/A | N/A | 0 | 0 | Not Activated | | |
| DEST | | | | | | | Not Activated | | |
| RRCCs | | 10 | 10 | 100% | 0 | 0 | Not Activated | | |
| RWCs/MOCs | | 10 | 10 | 100% | 0 | 0 | Not Activated | | |



FEMA

FEMA's mission is to support our citizens and first responders to ensure that as a nation we work together to build, sustain, and improve our capability to prepare for, protect against, respond to, recover from, and mitigate all hazards.