

The Disaster Center is dedicated to the idea that disaster mitigation is cost effective and individuals pursuing their own interest are the greatest potential force for disaster reduction.

Please consider making a small donation to the Disaster Center



When disaster mitigation is cost effective, we are on the road to bringing disasters to an end.



# **FEMA**

## **Daily Operations Briefing**

**Sunday, May 14, 2017**

**8:30 a.m. EDT**

# Significant Activity – May 13-14



FEMA

**Significant Events:** None

**Significant Weather:**

- Rain and thunderstorms – Central/Northern Plains, Upper Mississippi Valley, Southern Plains, Ohio Valley to Northeast and Florida
- Rain and snow – Northern Intermountain to Northern Rockies and Sierras and Central Great Basin
- Elevated Fire Weather – NV, AZ, NM, UT, CO, WY, FL & GA
- Red Flag Warnings – NV, AZ & CO
- Space Weather:
  - Past 24 hours: None observed
  - Next 24 hours: None predicted

**Tropical Activity:** No activity affecting U.S. interests

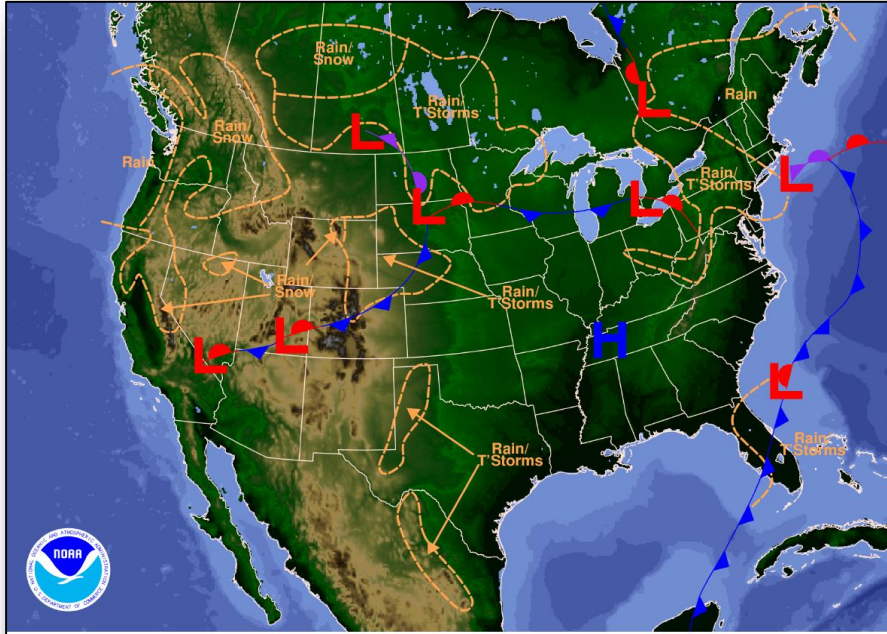
**Earthquake Activity:** No significant activity

**Declaration Activity:** None

# National Weather Forecast

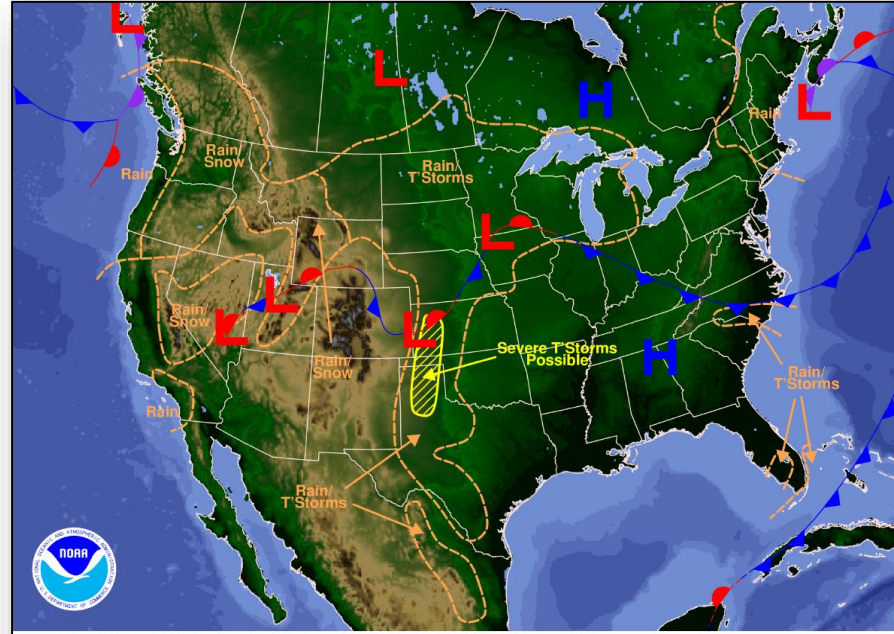


FEMA



Weather Forecast for Sun, May 14, 2017, issued 4:35 AM EDT  
DOC/NOAA/NWS/NCEP/Weather Prediction Center  
Prepared by Reinhart based on WPC, SPC and NHC forecasts

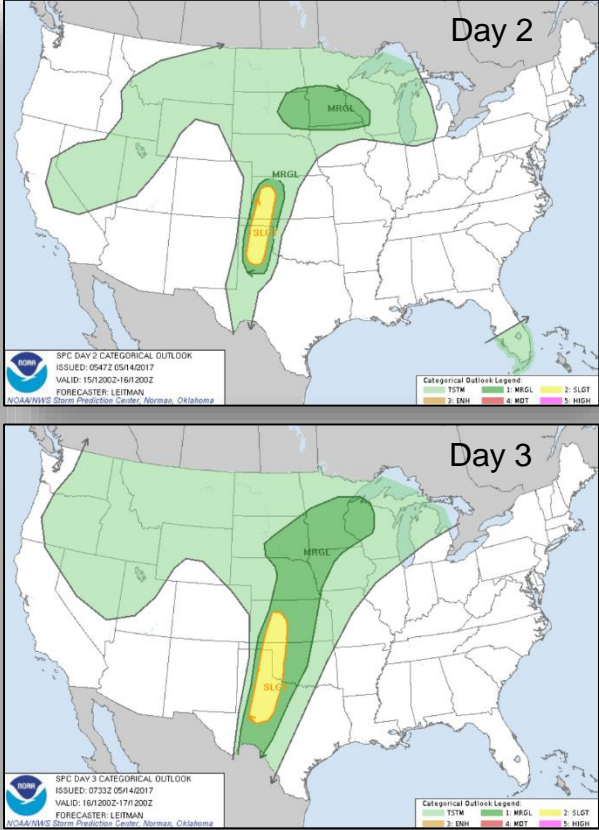
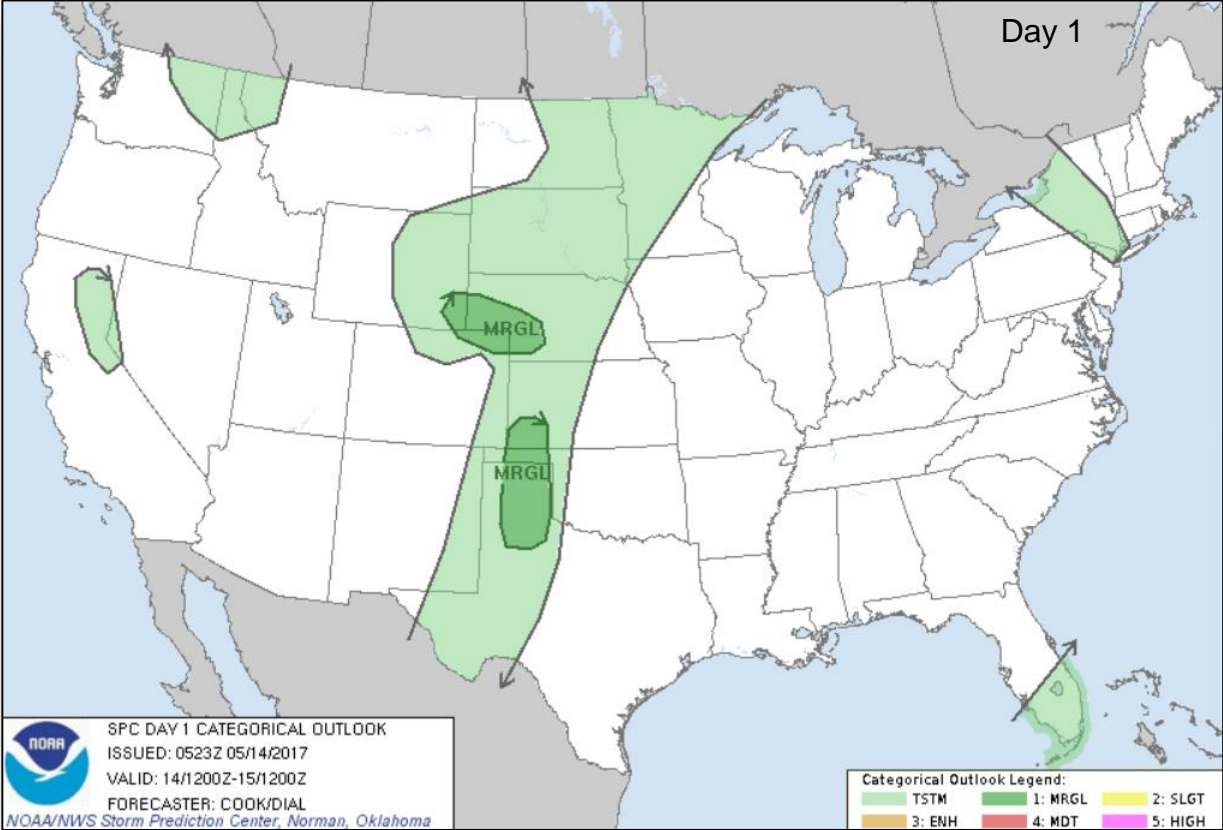
*Today*



Weather Forecast for Mon, May 15, 2017, issued 4:42 AM EDT Sun, May 14, 2017  
DOC/NOAA/NWS/NCEP/Weather Prediction Center  
Prepared by Reinhart based on WPC, SPC and NHC forecasts

*Tomorrow*

# Severe Weather Outlook

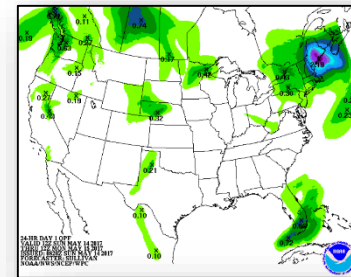
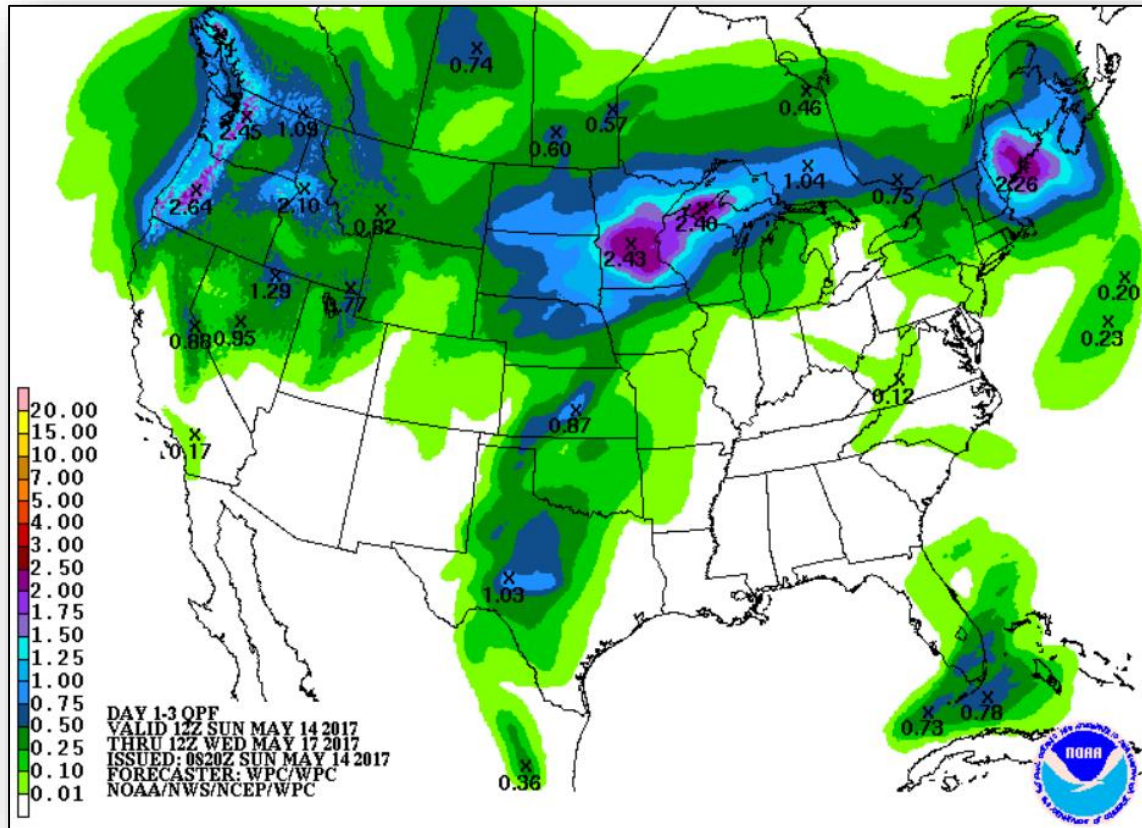




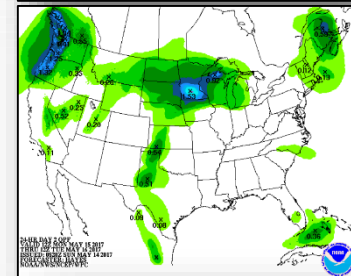
# Precipitation Forecast – Days 1-3



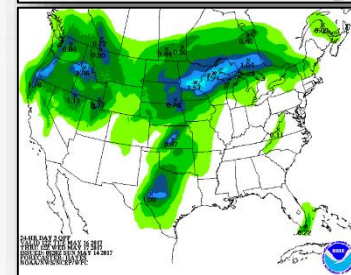
FEMA



Day 1



Day 2

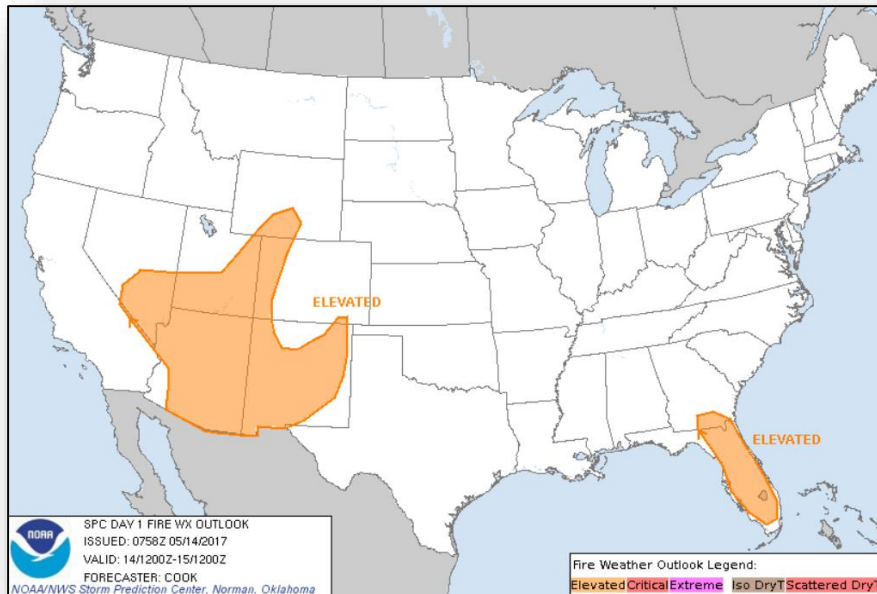


Day 3

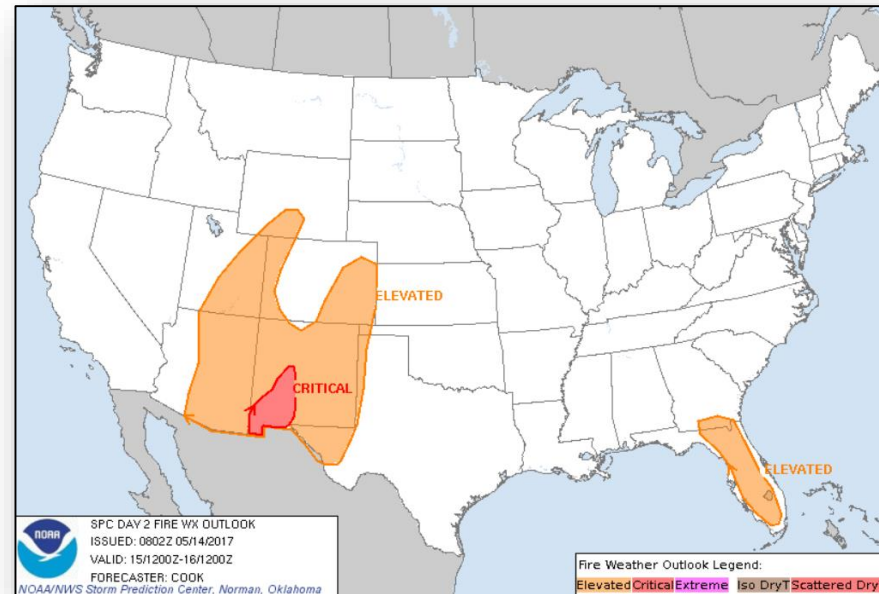
# Fire Weather Outlook



FEMA



*Today*

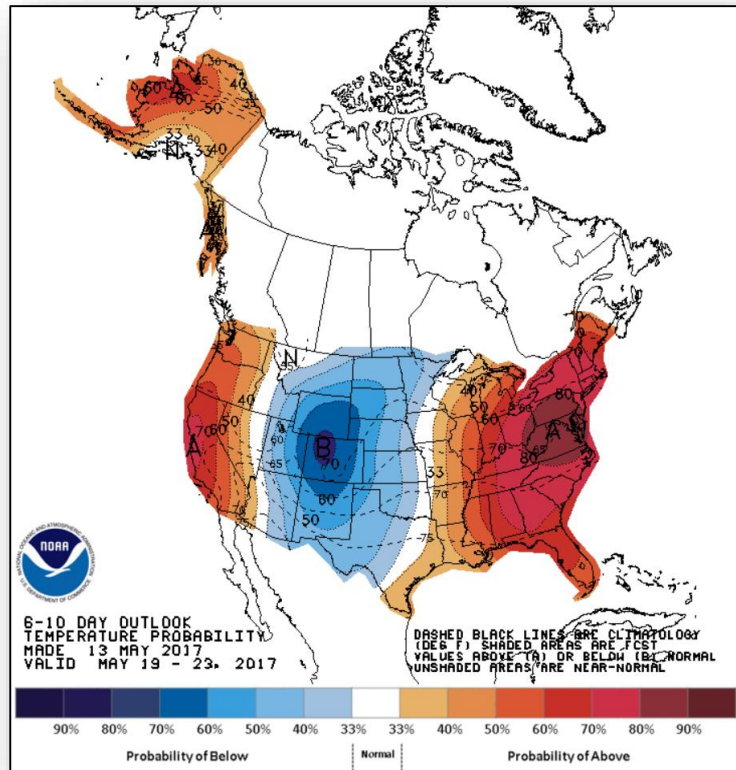


*Tomorrow*

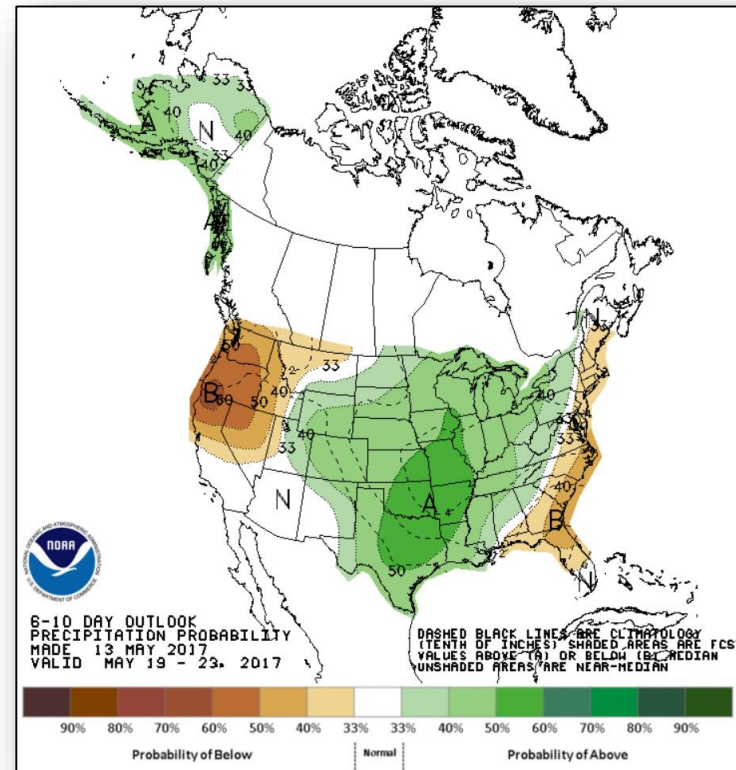
# 6-10 Day Outlooks



FEMA



**6-10 Day Temperature Probability**



**6-10 Day Precipitation Probability**





# Space Weather



FEMA

|                                                                                                                                                                               | Space Weather Activity | Geomagnetic Storms | Solar Radiation | Radio Blackouts |
|-------------------------------------------------------------------------------------------------------------------------------------------------------------------------------|------------------------|--------------------|-----------------|-----------------|
| Past 24 Hours                                                                                                                                                                 | None                   | None               | None            | None            |
| Next 24 Hours                                                                                                                                                                 | None                   | None               | None            | None            |
| For further information on NOAA Space Weather Scales refer to <a href="http://www.swpc.noaa.gov/noaa-scales-explanation">http://www.swpc.noaa.gov/noaa-scales-explanation</a> |                        |                    |                 |                 |



# Wildfire Summary



| Fire Name<br>(Counties)      | FMAG #<br>(Approved Date) | Acres<br>Burned     | Percent<br>Contained | Evacuations<br>(Residents) | Structures                          |         |                    | Fatalities<br>/ Injuries |
|------------------------------|---------------------------|---------------------|----------------------|----------------------------|-------------------------------------|---------|--------------------|--------------------------|
|                              |                           |                     |                      |                            | Threatened                          | Damaged | Destroyed          |                          |
| Georgia (1)                  |                           |                     |                      |                            |                                     |         |                    |                          |
| West Mims Fire<br>(Charlton) | 5181-FM-GA<br>May 8       | 150,306<br>(+1,923) | 17% (+1)             | Mandatory                  | 800 homes and<br>9 other structures | 0       | 4 minor structures | 0 / 4                    |

# Joint Preliminary Damage Assessments



**FEMA**

| Region | State / Location | Event                                                                    | IA/PA | Number of Counties |           | Start – End    |
|--------|------------------|--------------------------------------------------------------------------|-------|--------------------|-----------|----------------|
|        |                  |                                                                          |       | Requested          | Completed |                |
| II     | New York         | Winter Storm Event<br>March 13-15, 2017                                  | IA    | 0                  | 0         | N/A            |
|        |                  |                                                                          | PA    | 30                 | 26        | Mar 30 – TBD   |
| VI     | Arkansas         | Severe Storms, Tornadoes and Flooding<br>April 28, 2017 and continuing   | IA    | 21                 | 6         | May 10 – TBD   |
|        |                  |                                                                          | PA    | 31                 | 0         | May 15 – TBD   |
|        | Oklahoma         | Severe Storms, Straight-line Winds, and Flooding<br>April 28-May 2, 2017 | IA    | 5                  | 5         | May 8 – May 11 |
|        |                  |                                                                          | PA    | 31                 | 17        | May 8 – TBD    |
| VII    | Kansas           | Winter Weather and Flooding<br>April 28, 2017 and continuing             | IA    | 0                  | 0         | N/A            |
|        |                  |                                                                          | PA    | 32                 | 3         | May 10 – TBD   |
|        | Missouri         | Severe Weather and Flooding<br>April 28, 2017 and continuing             | IA    | 32                 | 7         | May 10 – TBD   |
|        |                  |                                                                          | PA    | 42                 | 9         | May 10 – TBD   |

# Disaster Requests & Declarations



FEMA

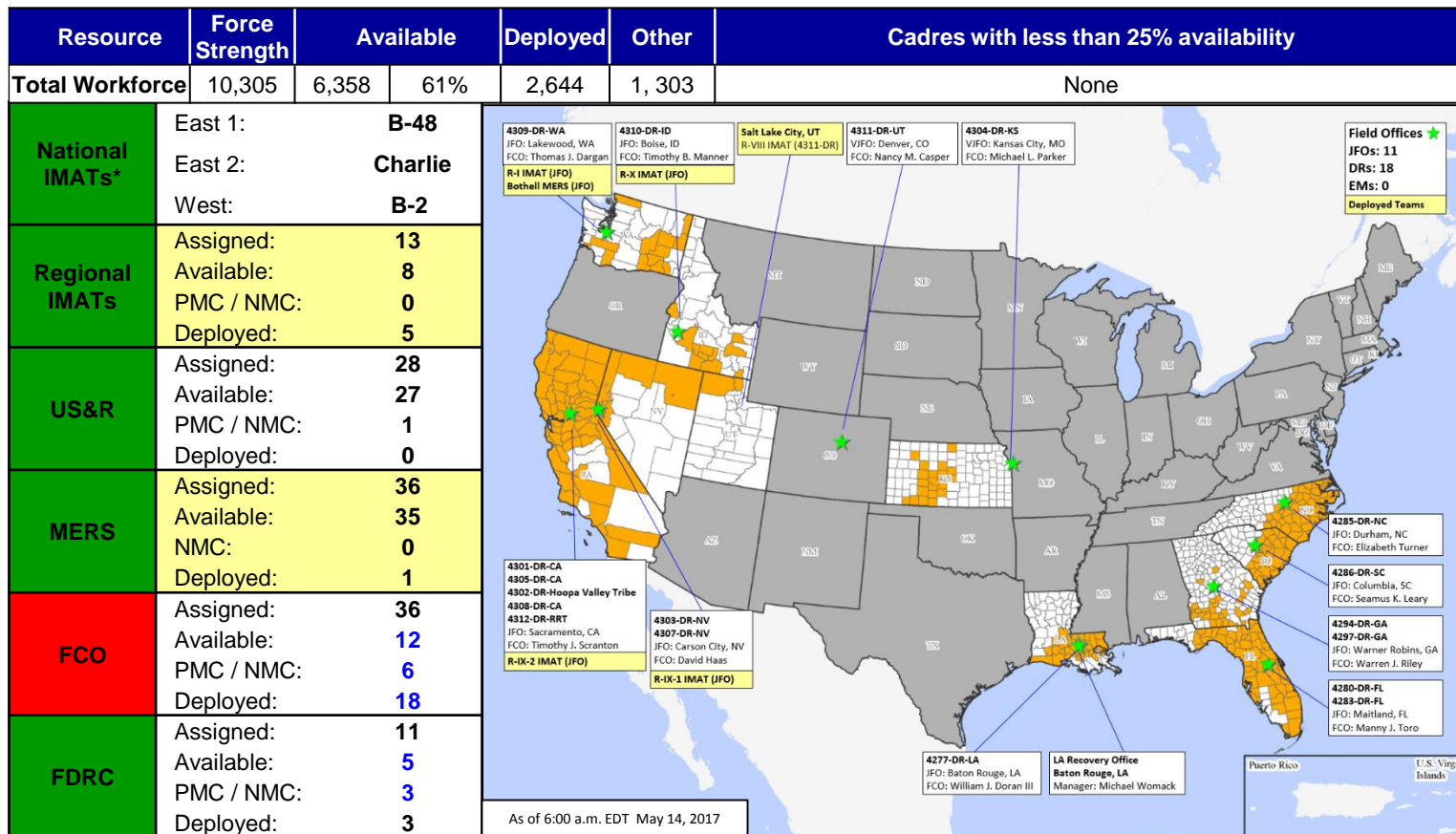
| Declaration Requests in Process                                     |                | Requests APPROVED<br>(since last report) | Requests DENIED<br>(since last report) |
|---------------------------------------------------------------------|----------------|------------------------------------------|----------------------------------------|
| 4                                                                   | Date Requested | 0                                        | 1                                      |
| OR – DR Severe Winter Storms, Flooding, Landslides, and Mudslides   | March 9, 2017  |                                          | Denied<br>May 12, 2017                 |
| ND – DR Civil Unrest                                                | April 29, 2017 |                                          |                                        |
| ID – DR Flooding, Landslides, and Mudslides                         | May 2, 2017    |                                          |                                        |
| MS – DR Severe Storms, Tornadoes, Straight-line Winds, and Flooding | May 11, 2017   |                                          |                                        |
| NH – DR Severe Winter Storm                                         | May 11, 2017   |                                          |                                        |



# Readiness – Deployable Teams and Assets



FEMA



\***B-2 Status:** Assemble ≤ 2-hrs, On Site ≤ 18-hrs; **B-48 Status:** Assemble and deploy ≤ 48hrs; **Charlie Status:** No team assemble time requirement

# Readiness – Activation Teams



FEMA

| Resource  | Status | Total | Status        | Activated Team | Activation Level | Activation Times | Reason/Comments              |
|-----------|--------|-------|---------------|----------------|------------------|------------------|------------------------------|
| NWC       |        | 5     | Not Activated |                |                  |                  |                              |
| NRCC      |        | 2     | Not Activated |                |                  |                  | NRCS Gold Team – May primary |
| HLT       |        | 1     | Not Activated |                |                  |                  | Deactivated for the season   |
| RWCs/MOCs |        | 10    | Not Activated |                |                  |                  |                              |
| RRCCs     |        | 10    |               |                |                  |                  |                              |

Back-up Regions (May 8-14): **II, IV, and VI**



# FEMA

**FEMA's mission is to support our citizens and first responders to ensure that as a nation we work together to build, sustain, and improve our capability to prepare for, protect against, respond to, recover from, and mitigate all hazards.**