

The Disaster Center is dedicated to the idea that disaster mitigation is cost effective and individuals pursuing their own interest are the greatest potential force for disaster reduction.

Please consider making a small donation to the Disaster Center



When disaster mitigation is cost effective, we are on the road to bringing disasters to an end.



FEMA

Daily Operations Briefing

Tuesday, May 16, 2017

8:30 a.m. EDT

Significant Activity – May 15-16



FEMA

Significant Events: None

Significant Weather:

- Severe weather – Strong tornado possible in the plains states
- Flash Flooding possible across the Central Plains and the Middle/Upper Mississippi Valley
- Critical/Elevated Fire Weather – AZ, NM, TX, CO, OK, FL & GA
- Red Flag Warnings – AZ, NM, TX & FL
- Space Weather:
 - Past 24 hours: None observed
 - Next 24 hours: Minor predicted; geomagnetic storms reaching G1 level likely

Tropical Activity: No activity affecting U.S. interests

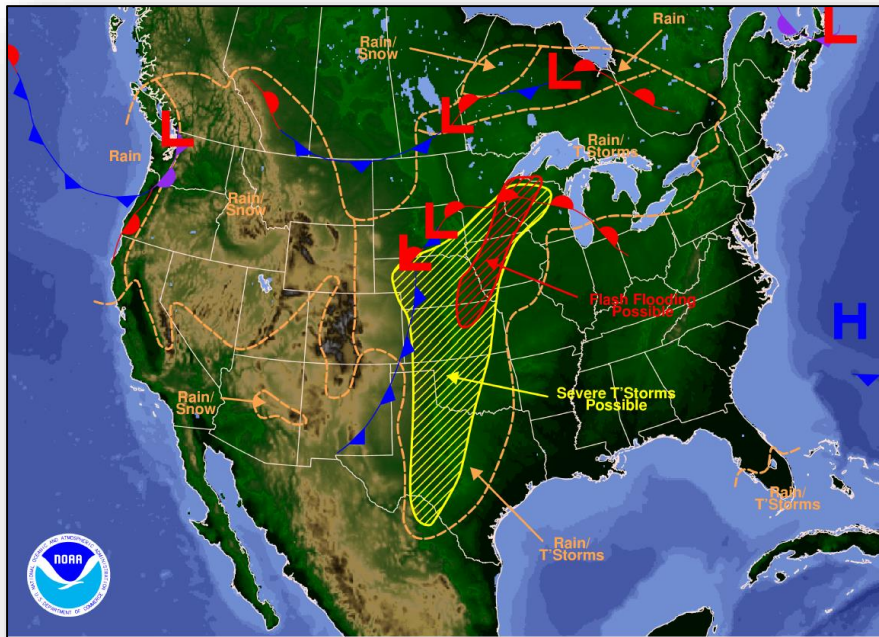
Earthquake Activity: No significant activity

Declaration Activity: None

National Weather Forecast

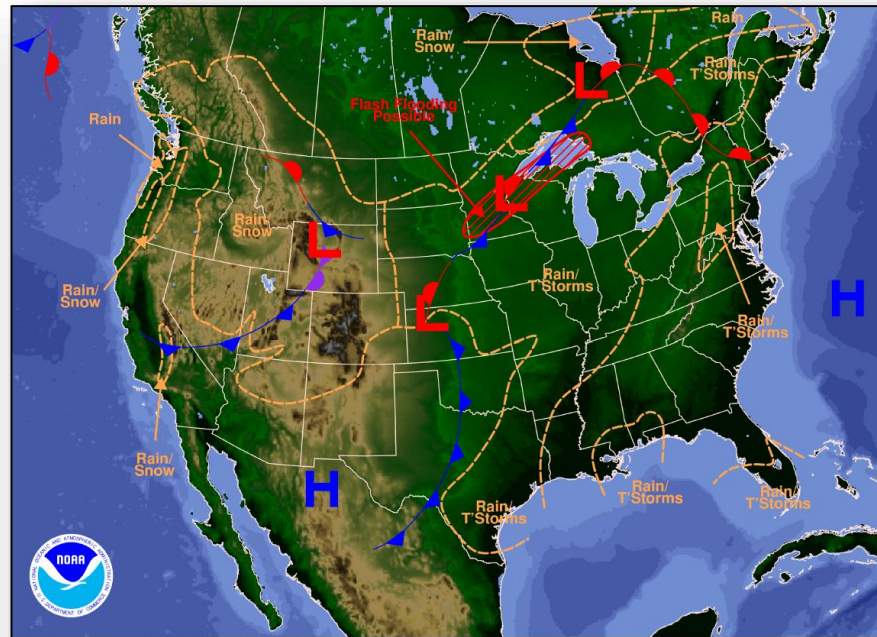


FEMA



Weather Forecast for Tue, May 16, 2017, issued 4:43 AM EDT
DOC/NOAA/NWS/NCEP/Weather Prediction Center
Prepared by Reinhart based on WPC, SPC and NHC forecasts

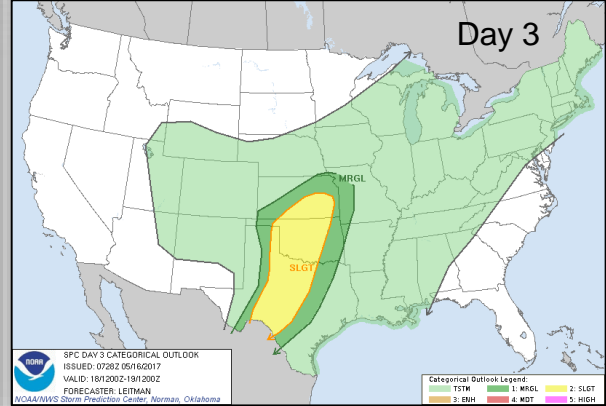
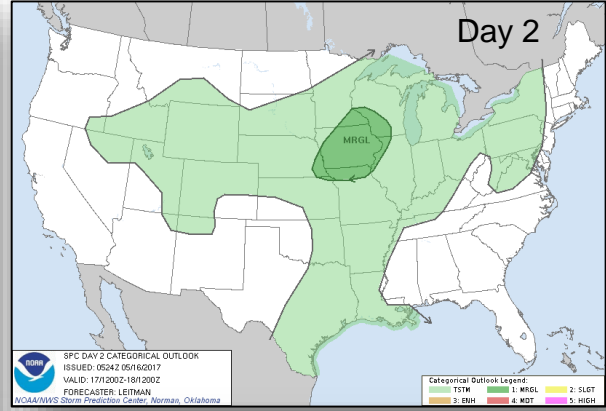
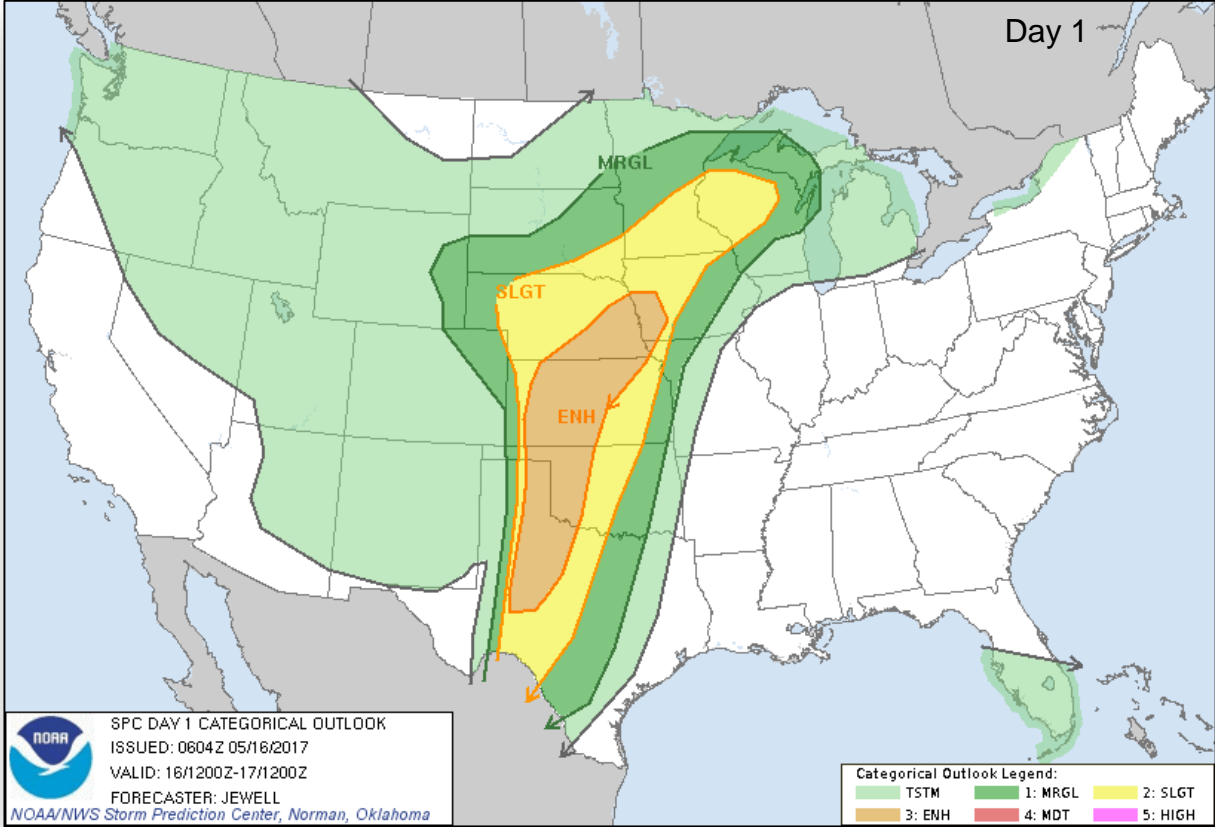
Today



Weather Forecast for Wed, May 17, 2017, issued 4:46 AM EDT Tue, May 16, 2017
DOC/NOAA/NWS/NCEP/Weather Prediction Center
Prepared by Reinhart based on WPC, SPC and NHC forecasts

Tomorrow

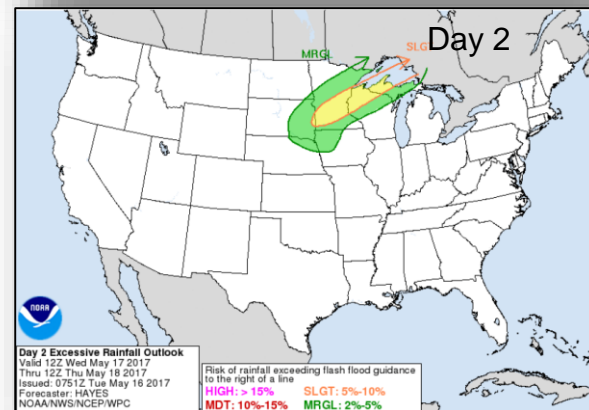
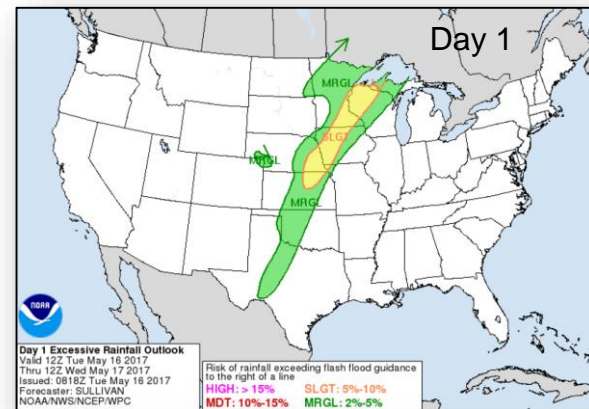
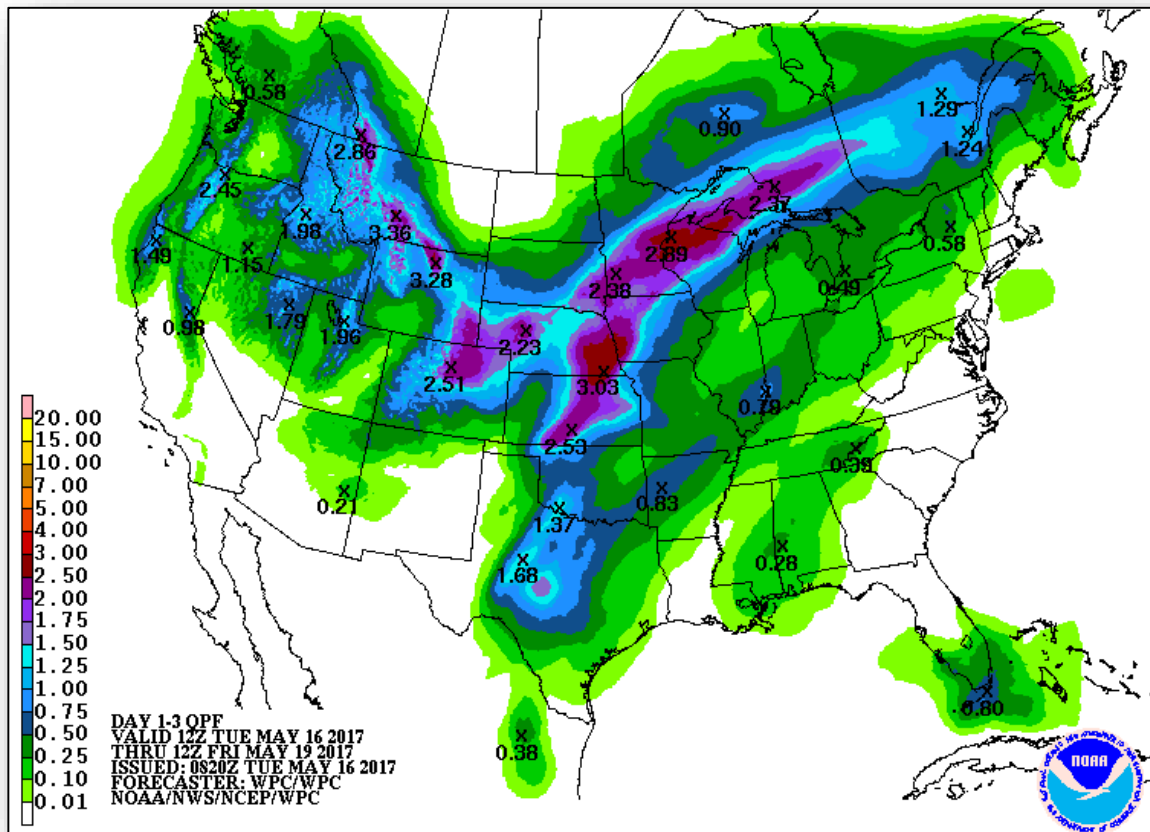
Severe Weather Outlook



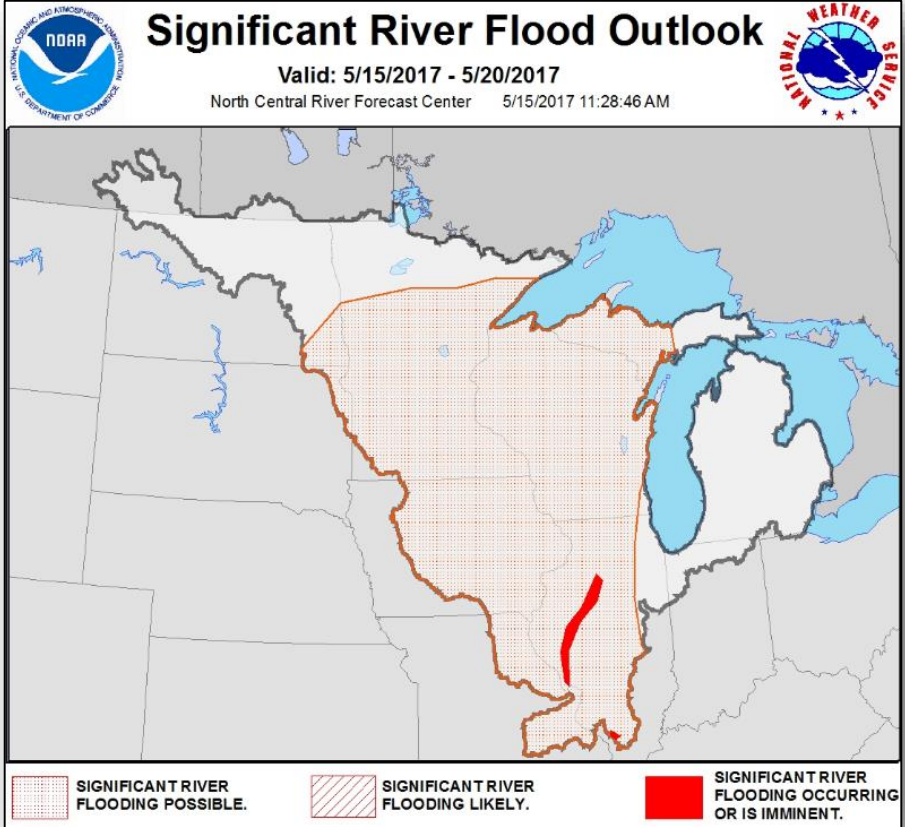
Precipitation Forecast / Flash Flood Risk



FEMA



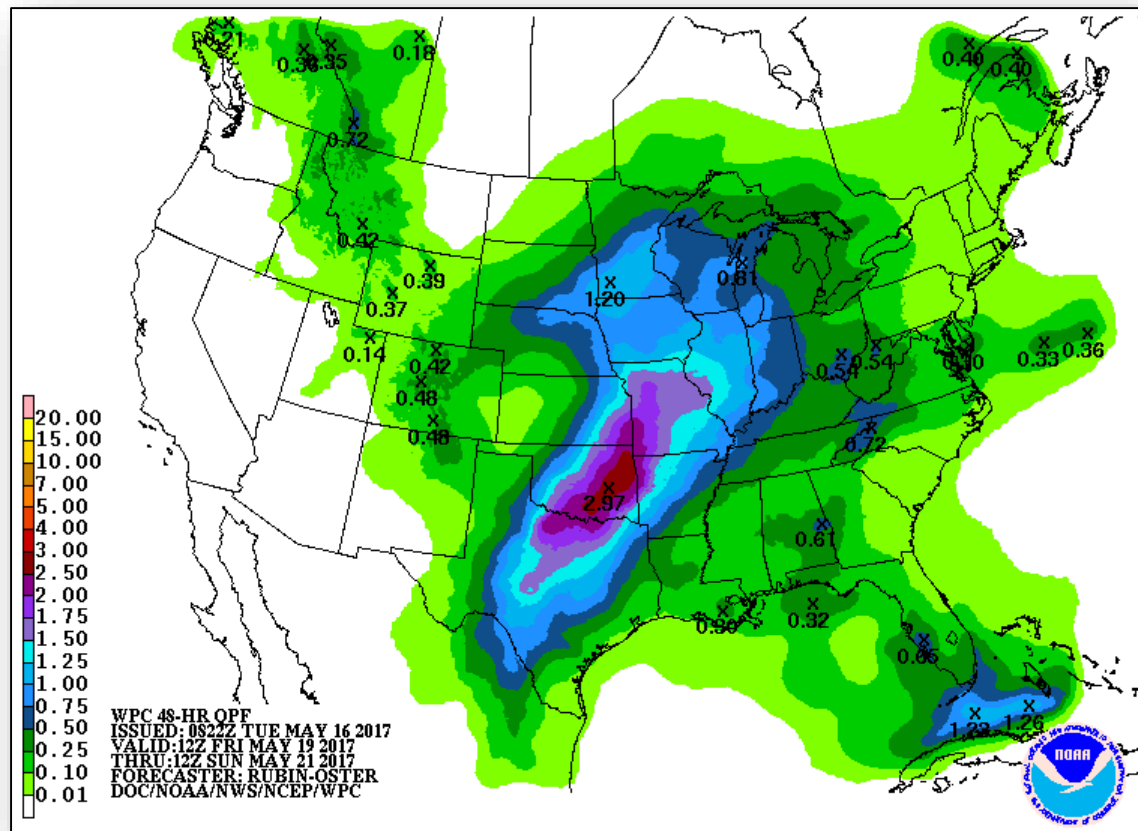
Significant River Flood Outlook



Precipitation Forecast – Days 4-5



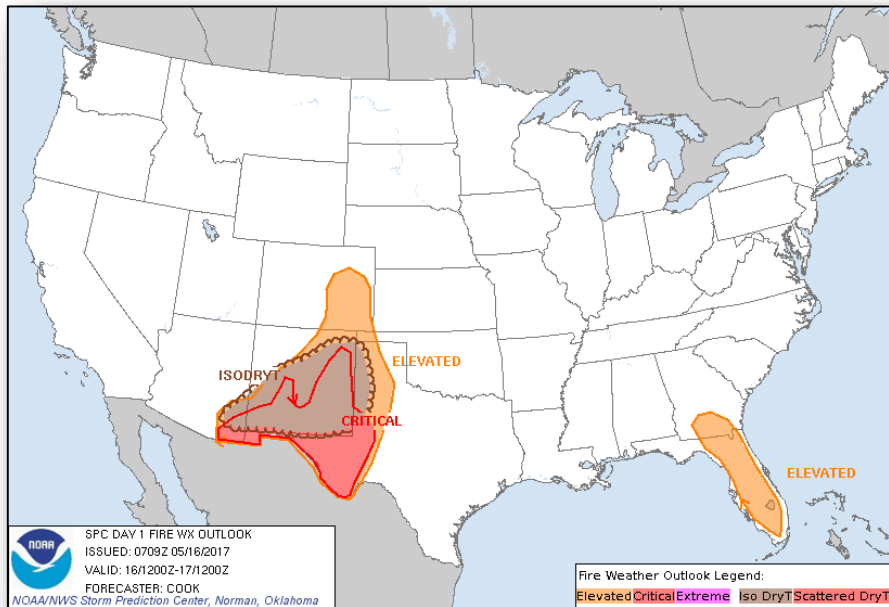
FEMA



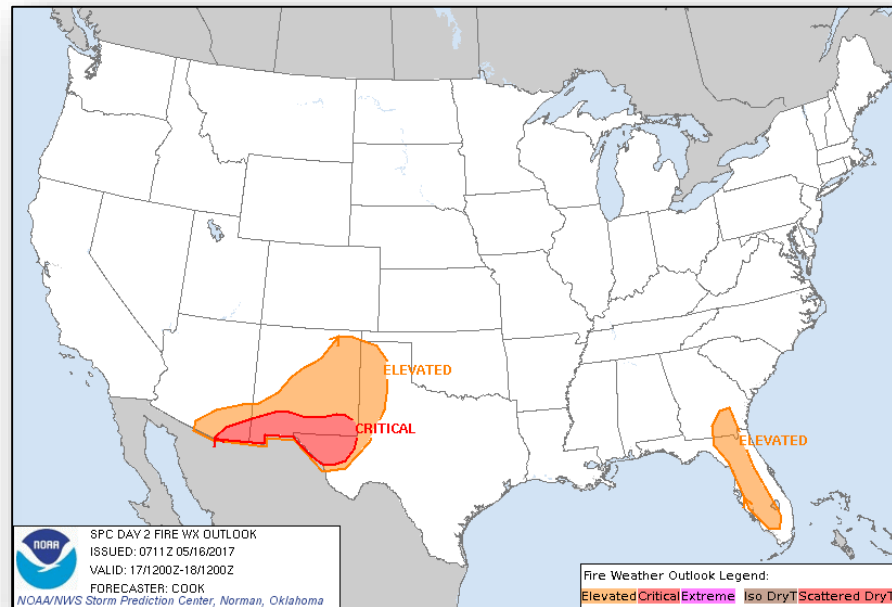
Fire Weather Outlook



FEMA



Today

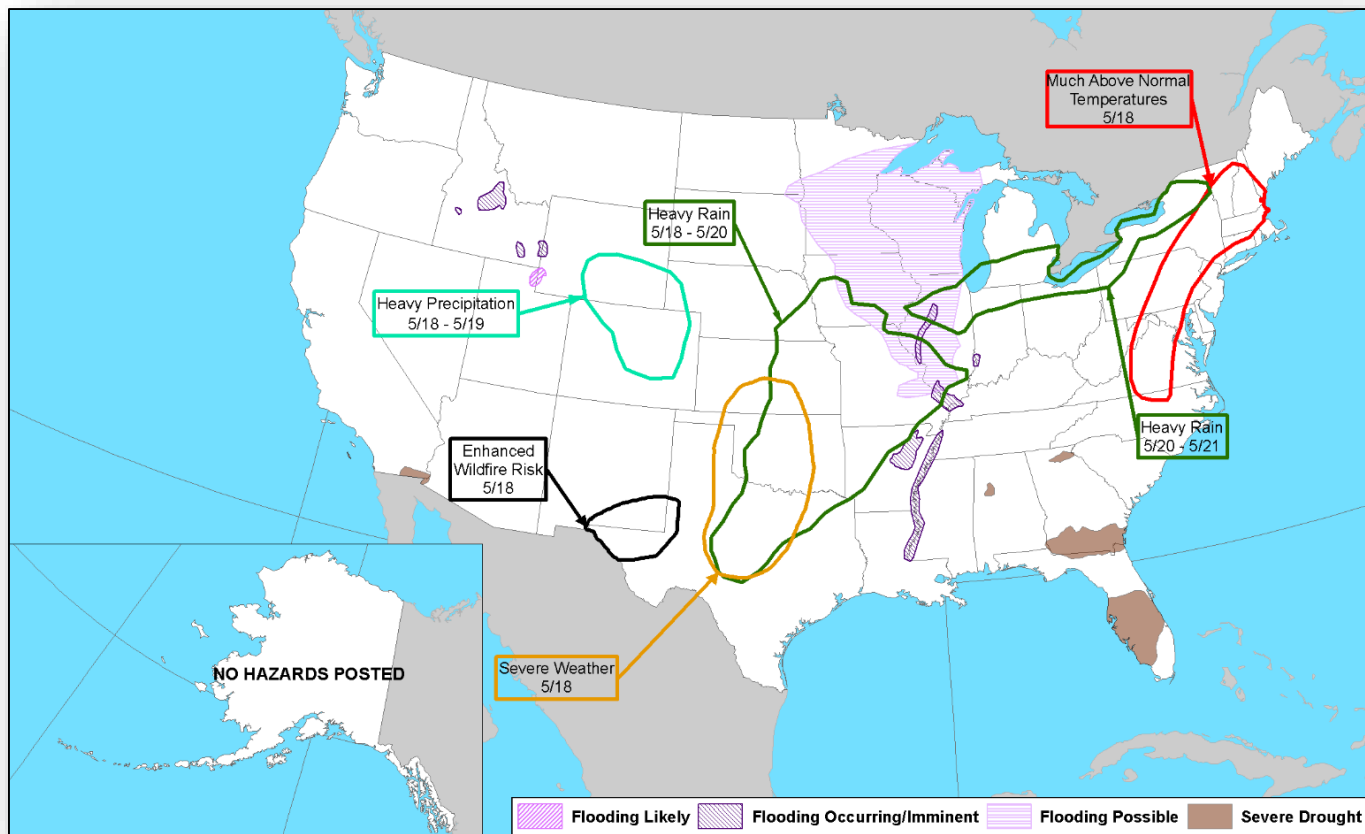


Tomorrow

Hazards Outlook – May 18-22



FEMA

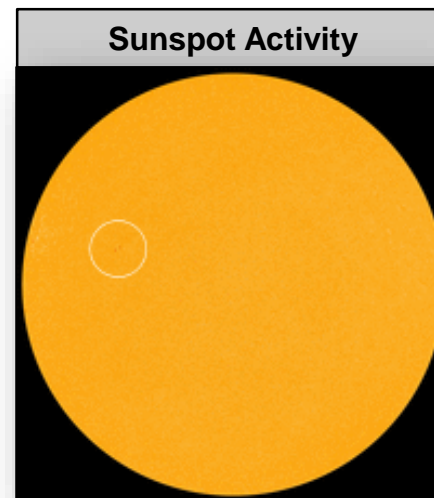



Space Weather



FEMA

	Space Weather Activity	Geomagnetic Storms	Solar Radiation	Radio Blackouts
Past 24 Hours	None	None	None	None
Next 24 Hours	Minor	G1	None	None
For further information on NOAA Space Weather Scales refer to http://www.swpc.noaa.gov/noaa-scales-explanation				



Wildfire Summary



Fire Name (County)	FMAG # (Approved Date)	Acres Burned	Percent Contained	Evacuations (Residents)	Structures			Fatalities / Injuries
					Threatened	Damaged	Destroyed	
Georgia (1)								
West Mims Fire (Charlton)	5181-FM-GA (May 8)	152,147	18%	Lifted	800 homes and 9 other structures	0	4 minor structures	0 / 6 (+1)

Joint Preliminary Damage Assessments



FEMA

Region	State / Location	Event	IA/PA	Number of Counties		Start – End
				Requested	Completed	
II	New York	Winter Storm Event March 13-15, 2017	IA	0	0	N/A
			PA	30	26	Mar 30 – TBD
VI	Arkansas	Severe Storms, Tornadoes and Flooding April 28, 2017 and continuing	IA	21	12	May 10 – TBD
			PA	31	0	May 15 – TBD
	Oklahoma	Severe Storms, Straight-line Winds, and Flooding April 28-May 2, 2017	IA	5	5	May 8 – May 11
			PA	31	18	May 8 – TBD
VII	Kansas	Winter Weather and Flooding April 28, 2017 and continuing	IA	0	0	N/A
			PA	32	3	May 10 – TBD
	Missouri	Severe Weather and Flooding April 28, 2017 and continuing	IA	36	19	May 10 – TBD
			PA	45	14	May 10 – TBD

Disaster Requests & Declarations



FEMA

Declaration Requests in Process		Requests APPROVED (since last report)	Requests DENIED (since last report)
4	Date Requested	0	0
ND – DR Civil Unrest	April 29, 2017		
ID – DR Flooding, Landslides, and Mudslides	May 2, 2017		
MS – DR Severe Storms, Tornadoes, Straight-line Winds, and Flooding	May 11, 2017		
NH – DR Severe Winter Storm	May 11, 2017		

MERS Availability Summary



FEMA

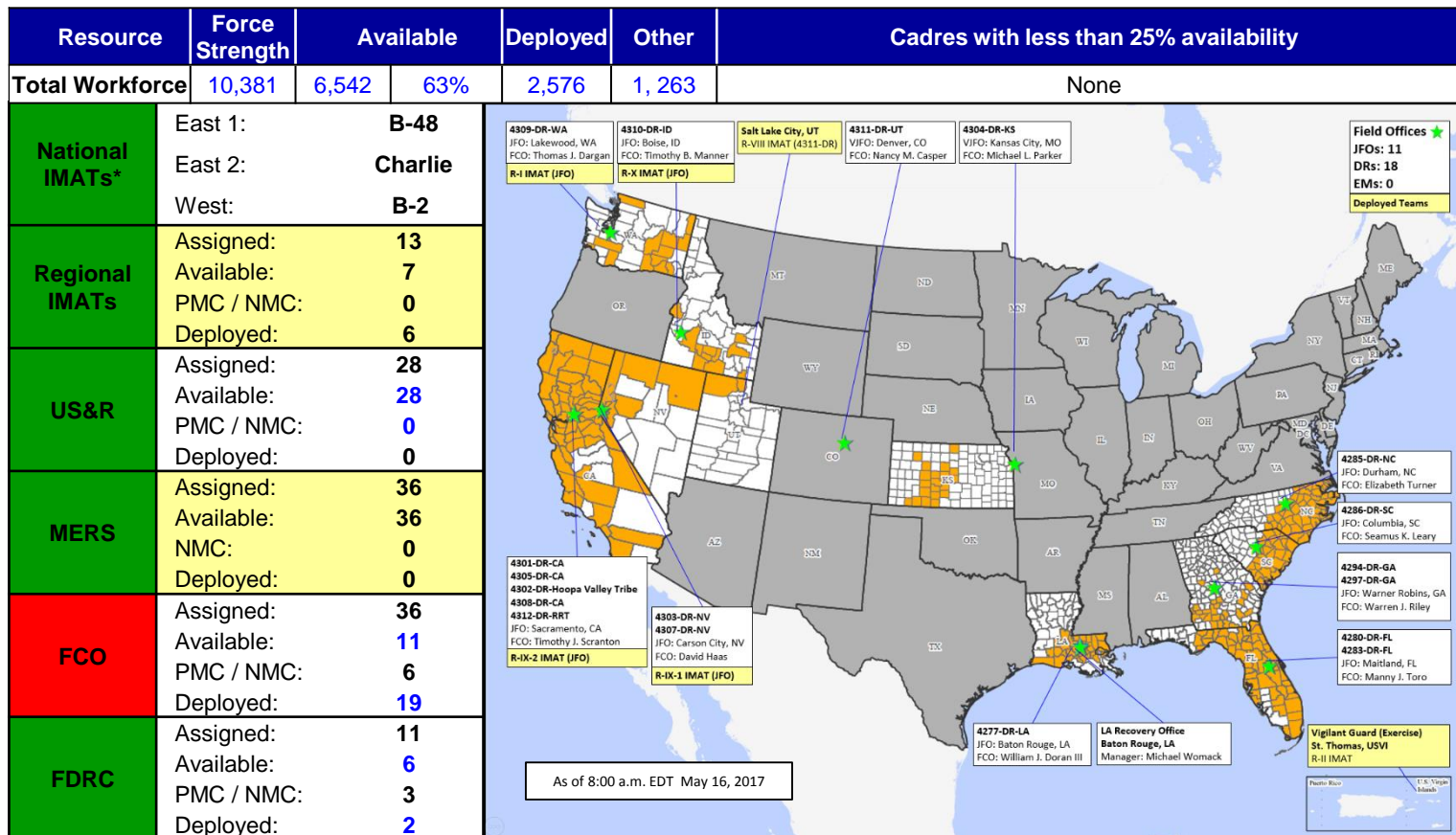
MERS Operations Center	Personnel Availability	Pacing Item Availability	Teams Deployed
Bothell, WA	96%	92%	0
Denton, TX	86%	67%	0
Denver, CO	100%	100%	0
Frederick, MD	49%	100%	0
Maynard, MA	93%	80%	0
Thomasville, GA	91%	93%	0
Overall MERS Availability	86%	89%	100%

Legend:	> 66%
	66% - 33%
	< 33%
As of:	May 1, 2017

Readiness – Deployable Teams and Assets



FEMA



***B-2 Status:** Assemble ≤ 2-hrs, On Site ≤ 18-hrs; **B-48 Status:** Assemble and deploy ≤ 48hrs; **Charlie Status:** No team assemble time requirement

Readiness – Activation Teams



FEMA

Resource	Status	Total	Status	Activated Team	Activation Level	Activation Times	Reason/Comments
NWC		5	Not Activated				
NRCC		2	Not Activated				NRCS Gold Team – May primary
HLT		1	Not Activated				Deactivated for the season
RWCs/MOCs		10	Not Activated				
RRCCs		10	Not Activated				

Back-up Regions (May 15-21): **II, III, and VI**

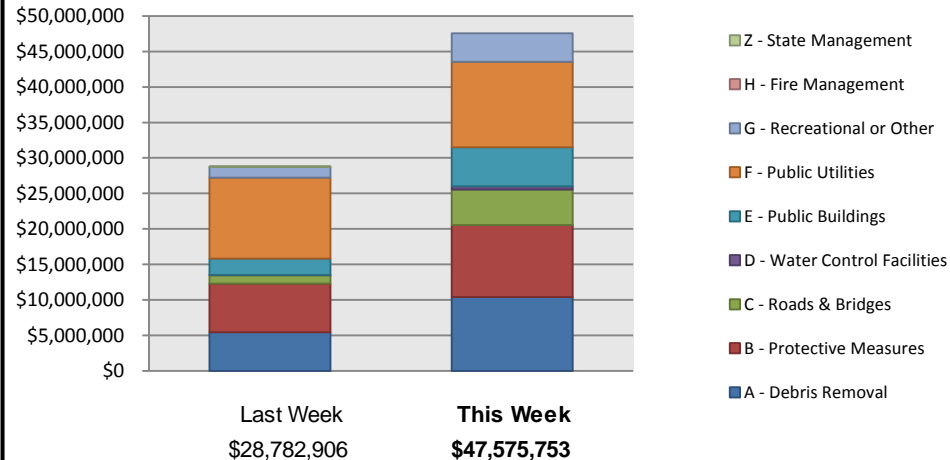
Public Assistance Grant Program



FEMA

PA Project Worksheets Obligated in past week, as of 05/15/17 at 1500 EDT										
PA Category	Emergency Work		Permanent Work							Total
	A - Debris Removal	B - Protective Measures	C - Roads & Bridges	D - Water Control Facilities	E - Public Buildings	F - Public Utilities	G - Recreational or Other	H - Fire Management	Z - State Management	
Number Of PWs Obligated	67	134	51	3	90	59	45	0	0	449
Federal Share Obligated	\$10,417,777	\$10,130,892	\$5,027,783	\$438,186	\$5,499,237	\$12,022,822	\$4,039,056	\$0	\$0	\$47,575,753

Public Assistance Obligated per Category
In the Past 2 Weeks – 05/01/2017 through 05/15/2017



PA Highlights

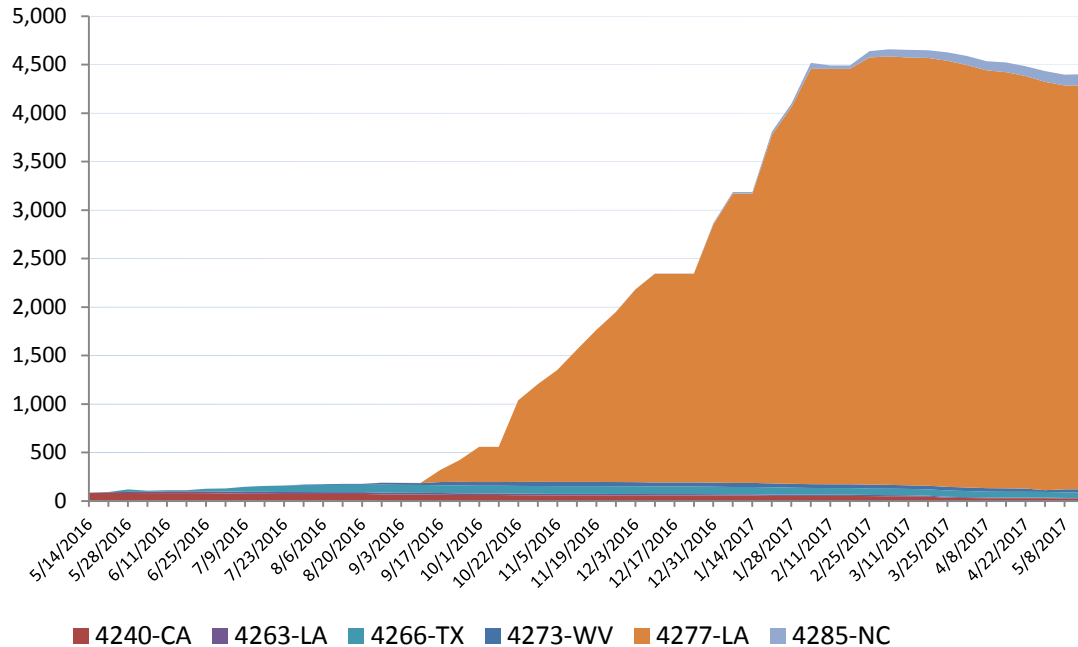
- None

Direct Housing

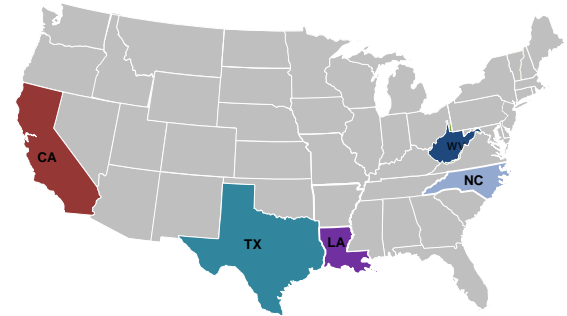


FEMA

Total Households in FEMA Direct Housing per State
Past Year per Week, 05/14/2016 – 05/15/2017, There are currently **4,401** Households
Occupying **4,401** Temporary Units



DR	IA Declaration Date	Program End Date	Current # of Households in Direct Housing (Weekly Change)
4240-CA	9/22/2015	3/22/2017	24 (0)
4263-LA	3/13/2016	9/13/2017	7 (0)
4266-TX	3/19/2016	9/19/2017	57 (0)
4273-WV	6/25/2016	12/26/2017	32 (0)
4277-LA	8/14/2016	2/14/2018	4106 (-59)
4285-NC	10/10/2016	4/10/2018	122 (+6)



States with Currently Occupied Units

NPSC Activity

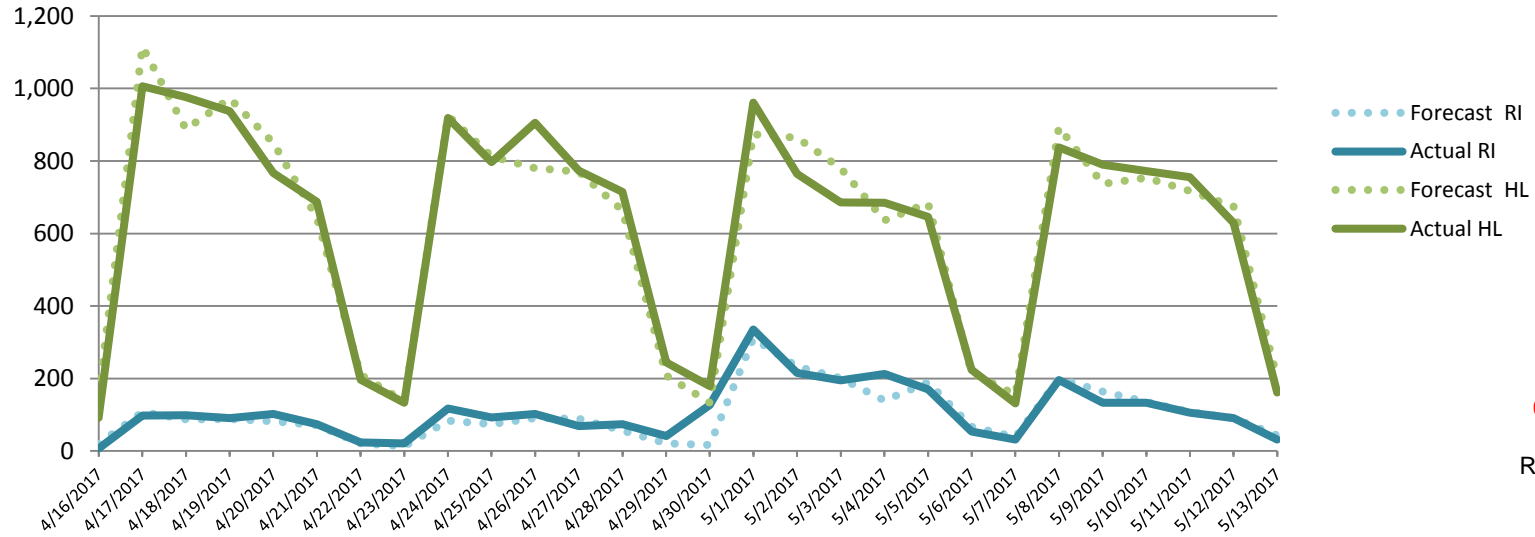


FEMA

5/07/2017 through 5/13/2017

Call Type	Projected Calls	Actual Calls	Average Speed of Answer	Maximum Delay Time
Registration Intake:	780	723	:12	2:33
Helpline:	4,131	4,075	:12	2:16
Combined:	4,911	4,798	:12	2:33

NPSC Call Forecasting and Actual Calls Over the Past 4 Weeks
04/16/2017 through 05/13/2017

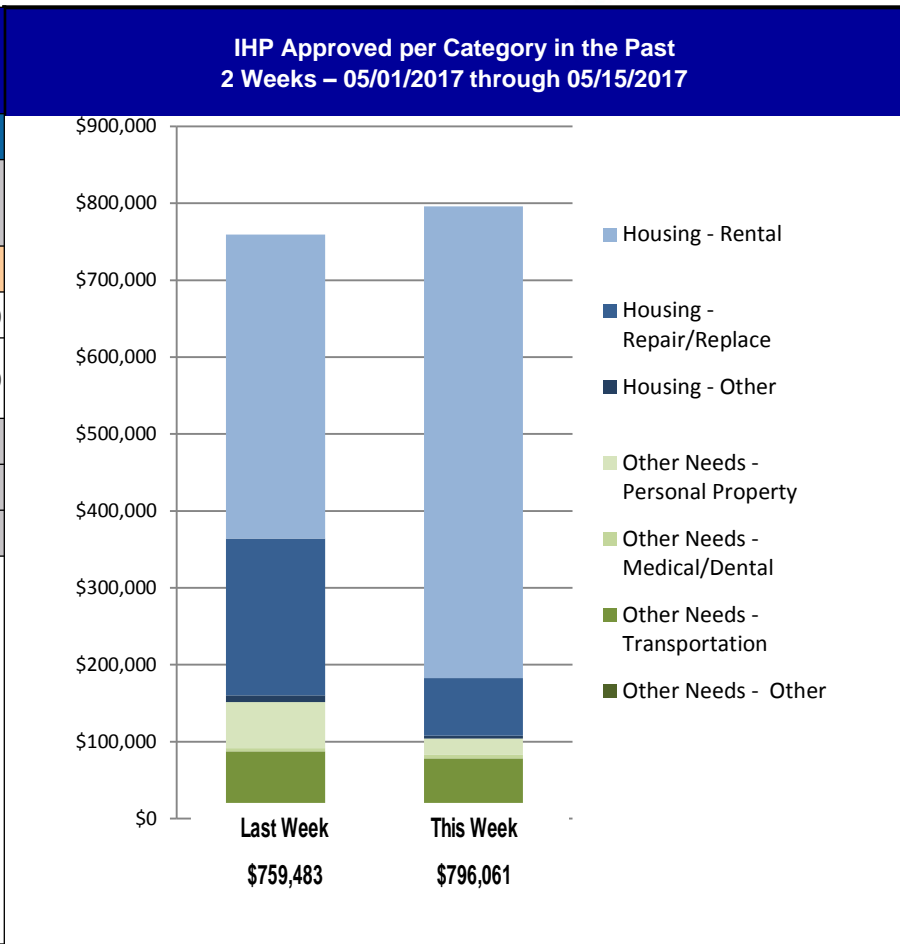


Individual Assistance Activity



FEMA

	Individuals and Households Program Activity As Of: 5/15/17				
		In Past 7 Days		Cumulative	
		Applicants Approved	Amount Approved	Applicants Approved	Amount Approved
Open Registrati on Period	Housing Assistance	0	\$0.00	0	\$0.00
	Other Needs Assistance	0	\$0.00	0	\$0.00
	Total IHP	\$0.00		\$0.00	
	Average IHP				
	Total Max Grants				
Other IHP Active	18 Declarations IHP Programmatically Open - Closed Registration *				
	Housing Assistance	197	\$692,155.24		
	Other Needs Assistance	53	\$103,905.78		
	Total IHP	\$796,061.02			
	Total IHP Approved in Past Week	\$796,061.02			





FEMA

FEMA's mission is to support our citizens and first responders to ensure that as a nation we work together to build, sustain, and improve our capability to prepare for, protect against, respond to, recover from, and mitigate all hazards.