

The Disaster Center is dedicated to the idea that disaster mitigation is cost effective and individuals pursuing their own interest are the greatest potential force for disaster reduction.

Please consider making a small donation to the Disaster Center



When disaster mitigation is cost effective, we are on the road to bringing disasters to an end.



FEMA

Daily Operations Briefing

Tuesday, May 19, 2015

8:30 a.m. EDT

Significant Activity, May 18-19



Significant Events: None

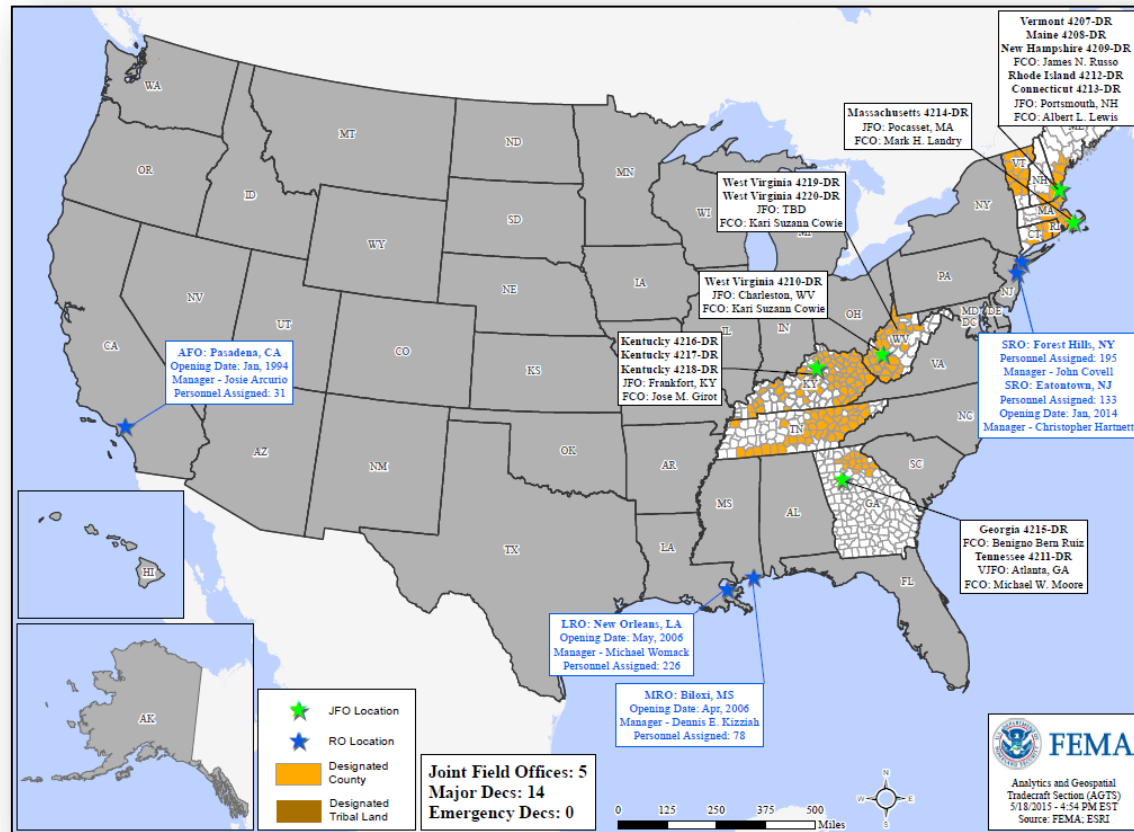
Tropical Activity: No activity threatening the U.S. or U.S. territories

Significant Weather:

- Slight Risk of severe thunderstorms – Southern Plains
- Marginal Risk of severe thunderstorms – southwestern TX through southeastern OK, & portions of Northeast
- Heavy rain and flash flooding possible – Central Plains and Southern Plains
- Red Flag Warnings: AK
- Elevated Fire Weather: portions of southern NM
- Space Weather: No space weather storms observed; Minor/G1 geomagnetic storms expected

Declaration Activity: Major Disaster Declaration – West Virginia

Open Field Offices as of May 19

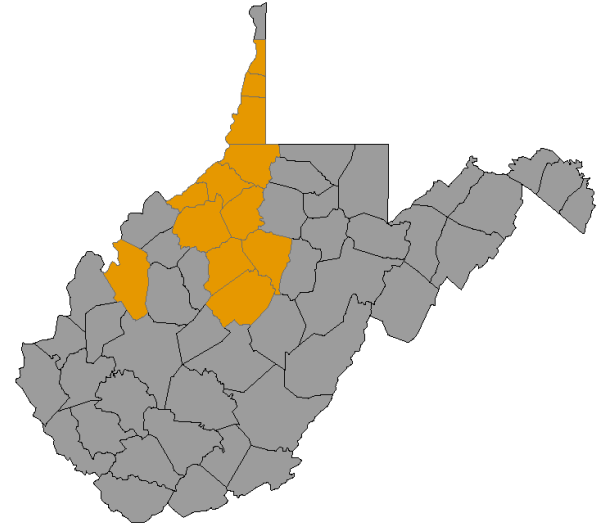


Major Disaster Declaration – WV



FEMA-4220-DR-WV

- Major Disaster Declaration approved May 18, 2015
- For Severe Storms, Flooding, Landslides, and Mudslides that occurred April 8-11, 2015
- Provides:
 - Public Assistance for 12 counties
 - Hazard Mitigation statewide
- The FCO is Kari Suzann Cowie



■ Declared PA counties

Disaster Requests & Declarations



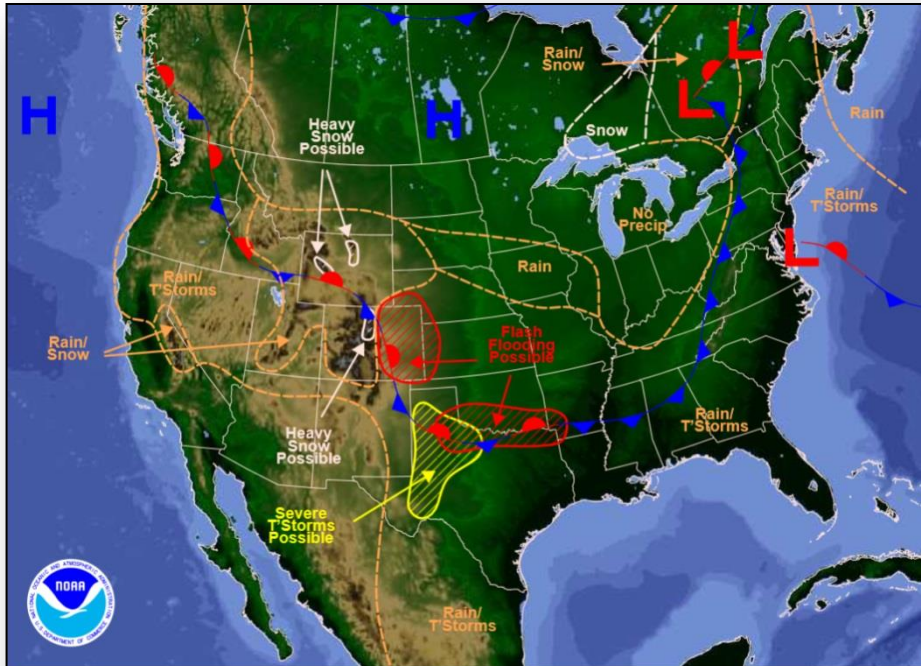
Declaration Requests in Process		Requests APPROVED (since last report)	Requests DENIED (since last report)
1	Date Requested	1	0
WV – DR Severe Storms, Flooding, Landslides & Mudslides (April 8-11)	May 7, 2015	May 18, 2015	
WV – DR Severe Storms, Flooding, Landslides & Mudslides (April 13-15)	May 11, 2015		

Joint Preliminary Damage Assessments



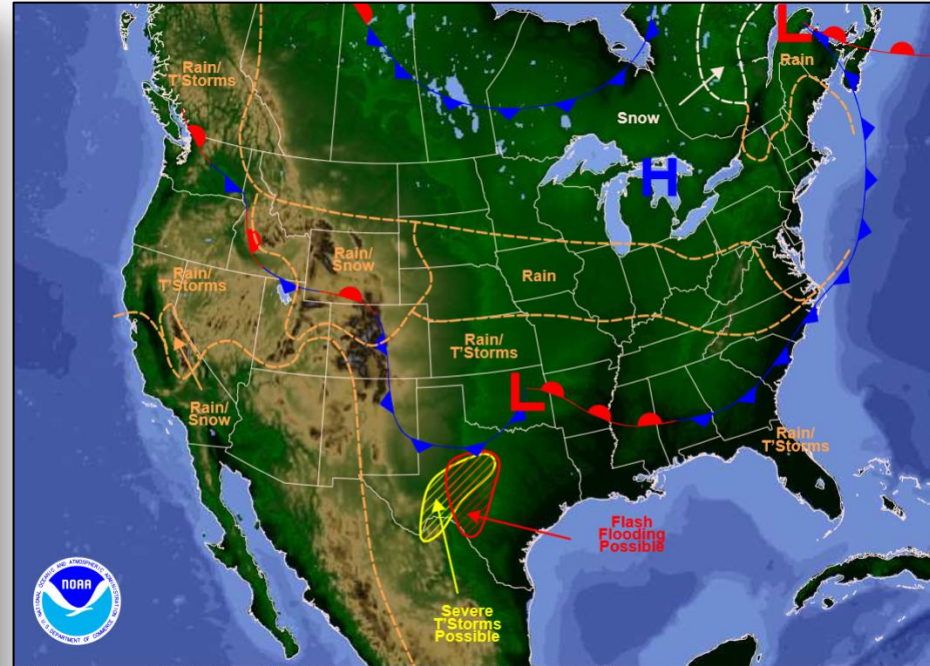
Region	State / Location	Event	IA/PA	Number of Counties		Start – End
				Requested	Complete	
VI	OK	Severe Storms and Flooding May 4-11, 2015	IA	4	4	5/14 – 5/15
			PA	31	0	5/19 – TBD
VII	NE	Severe Storms May 3-11, 2015	PA	10	0	5/25 – TBD
VIII	SD	Tornado May 10, 2015	IA	2	0	5/18 – TBD
IX	Guam	Typhoon Dolphin May 15-17, 2015	IA	1	0	5/17 – TBD
			PA	1	0	5/17 – TBD
	CNMI	Typhoon Dolphin May 15-17, 2015	PA	1	0	5/19 – TBD

National Weather Forecast



Weather Forecast for Tue, May 19, 2015, issued 4:19 AM EDT
DOC/NOAA/NWS/NCEP/Weather Prediction Center
Prepared by McCreynolds based on WPC, SPC and NHC forecasts

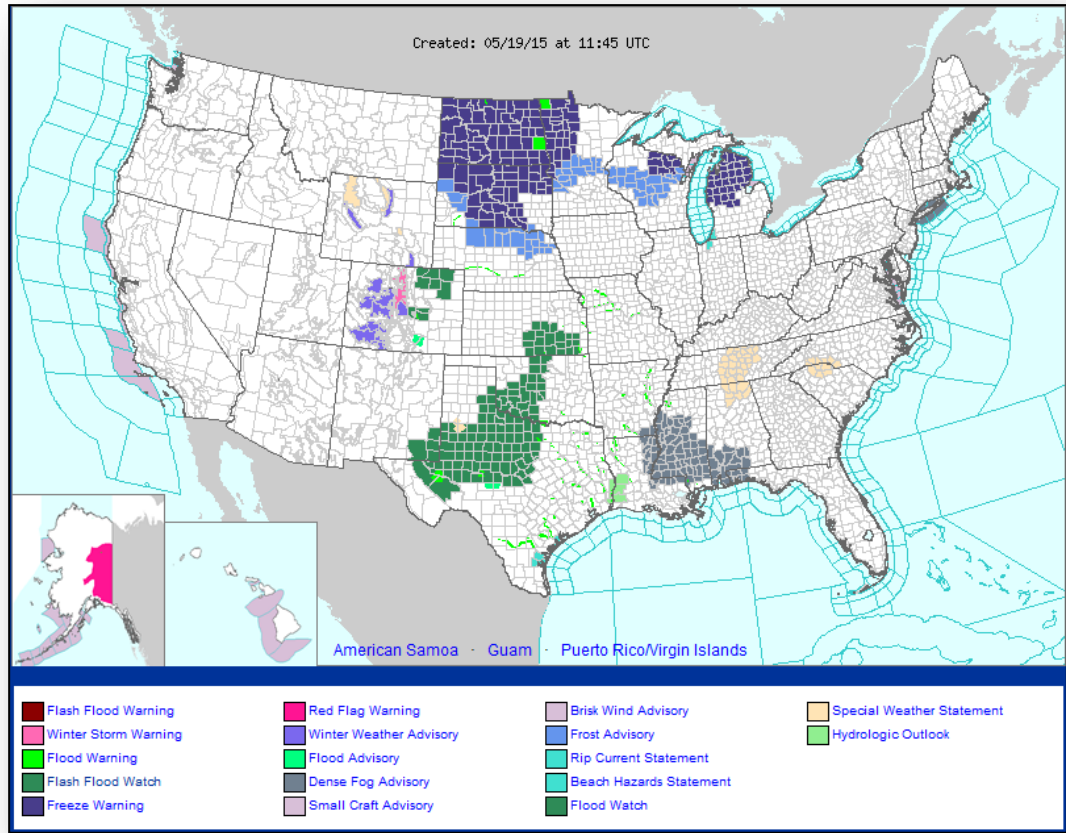
Today



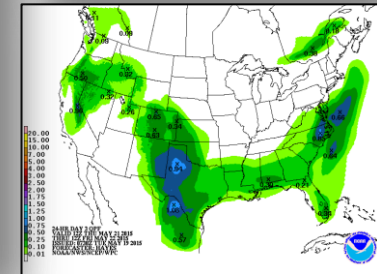
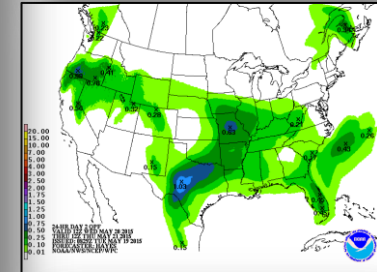
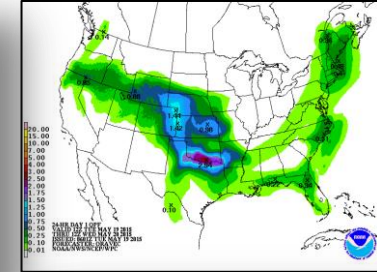
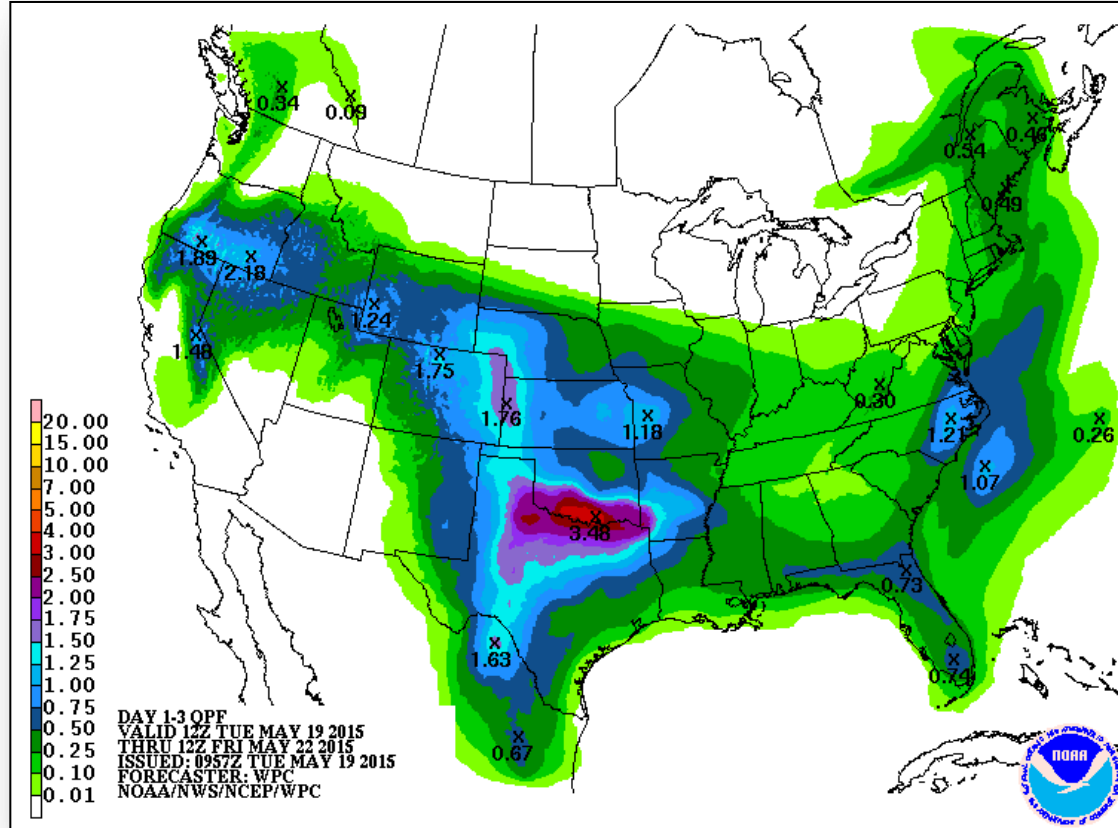
Weather Forecast for Wed, May 20, 2015, issued 4:27 AM EDT Tue, May 19, 2015
DOC/NOAA/NWS/NCEP/Weather Prediction Center
Prepared by McCreynolds based on WPC, SPC and NHC forecasts

Tomorrow

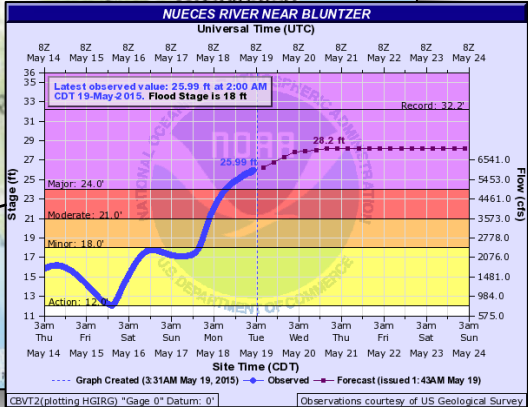
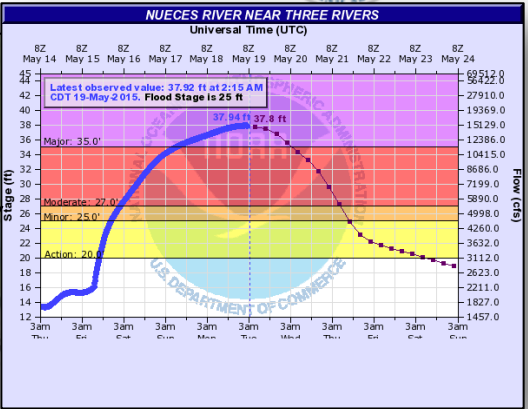
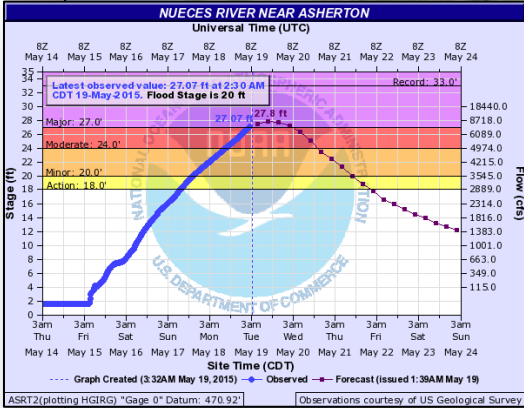
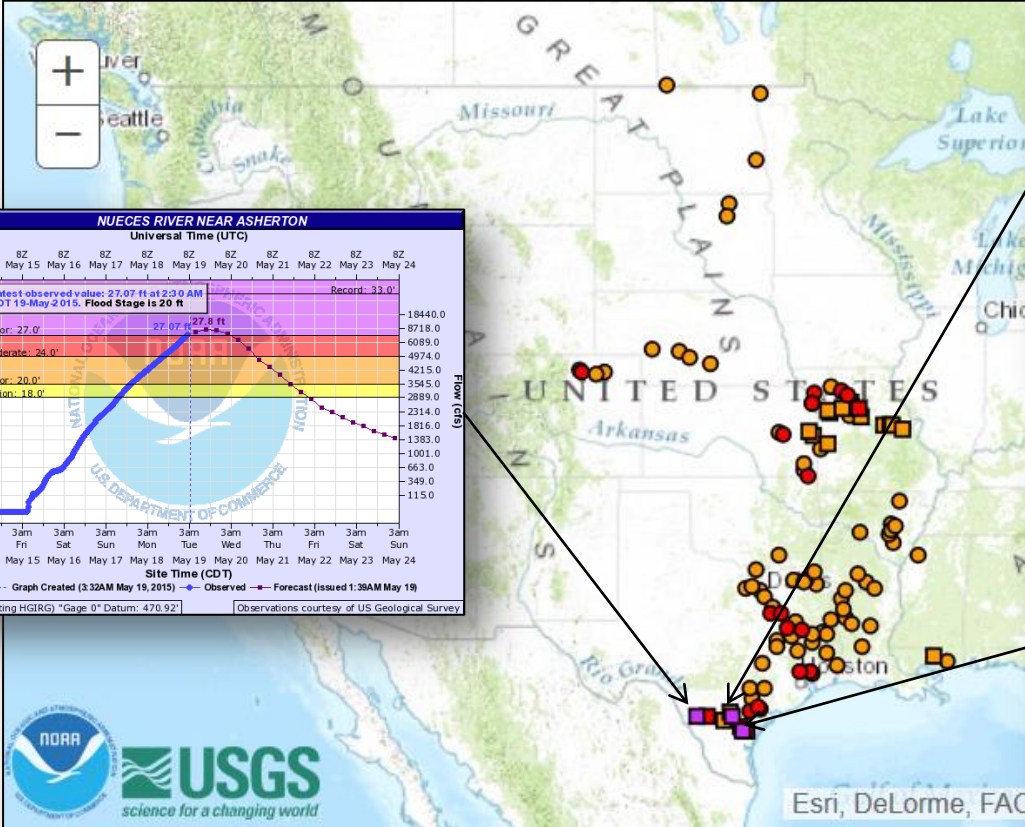
Active Watches/Warnings



Precipitation Forecast, 1-3 Day



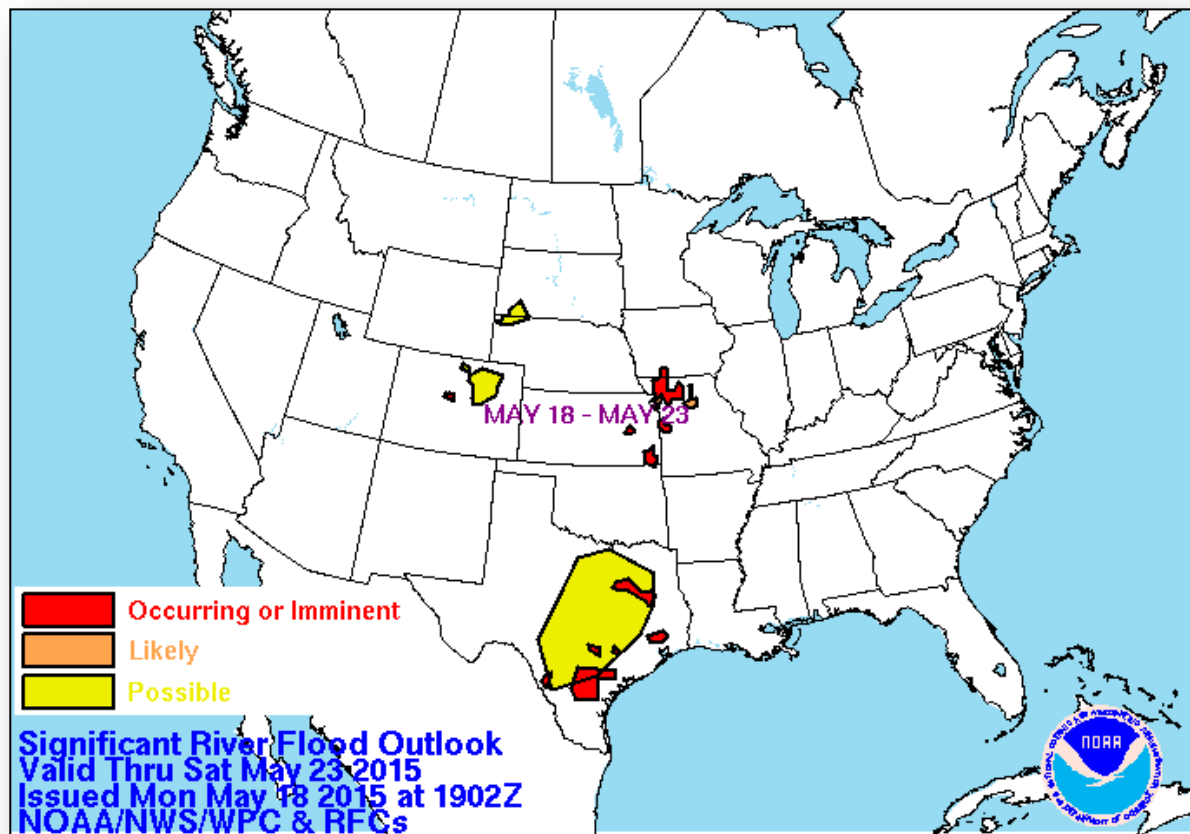
River Forecast



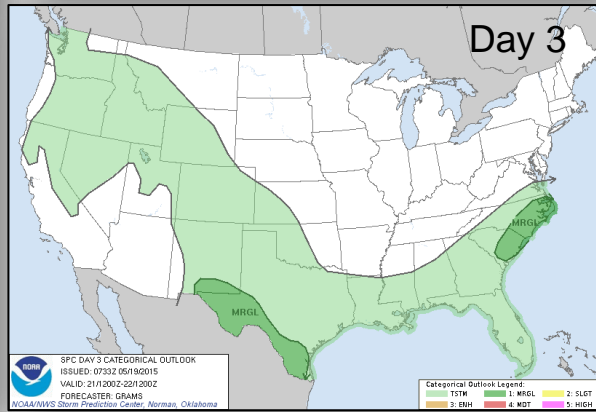
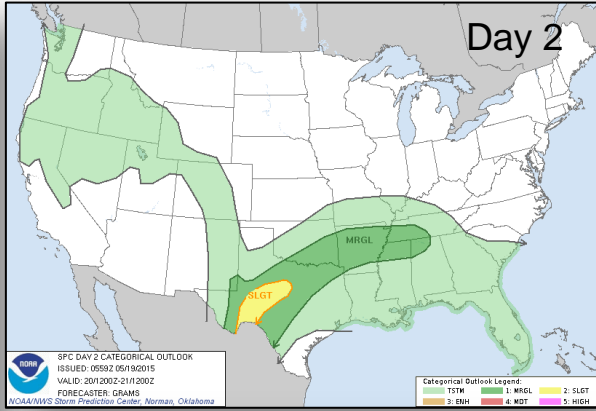
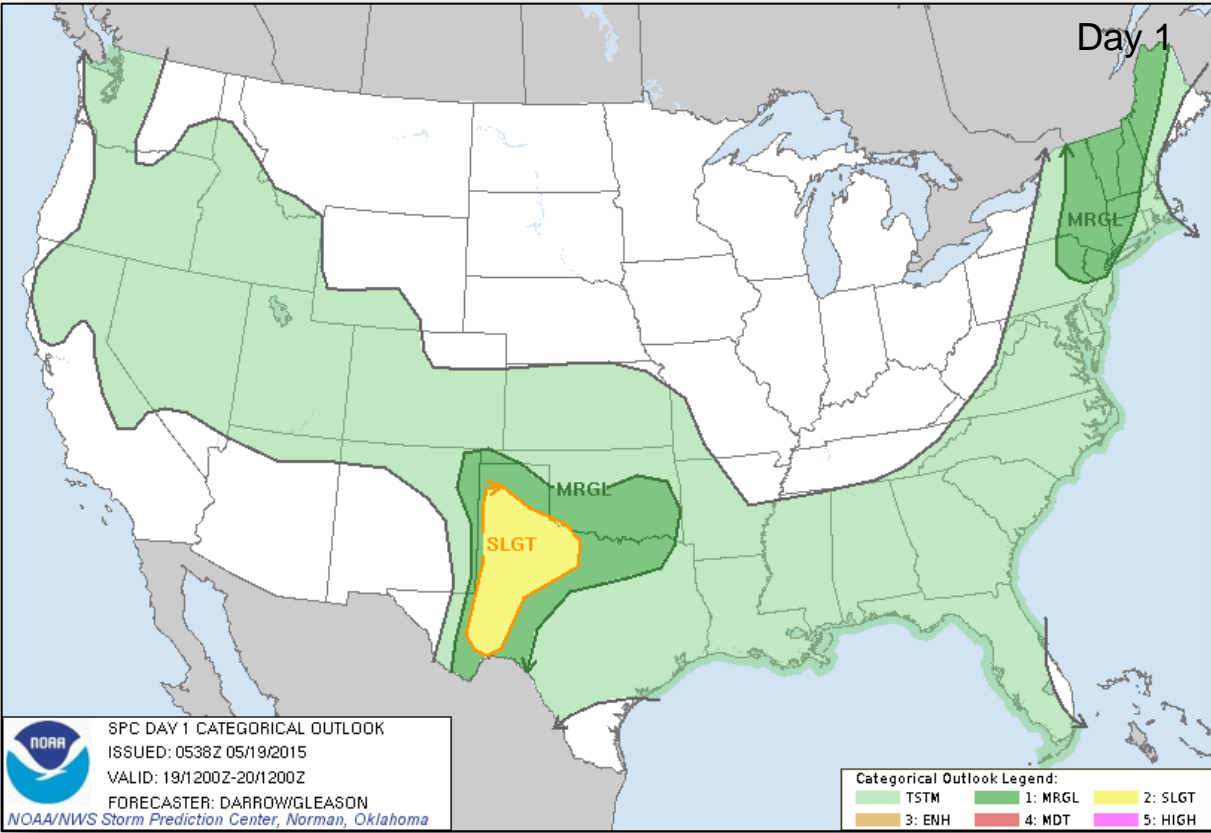
Significant River Flood Outlook



FEMA



Severe Weather Outlook, Days 1-3



Categories

Thunderstorms

Marginal Risk

Slight Risk

Enhanced Risk

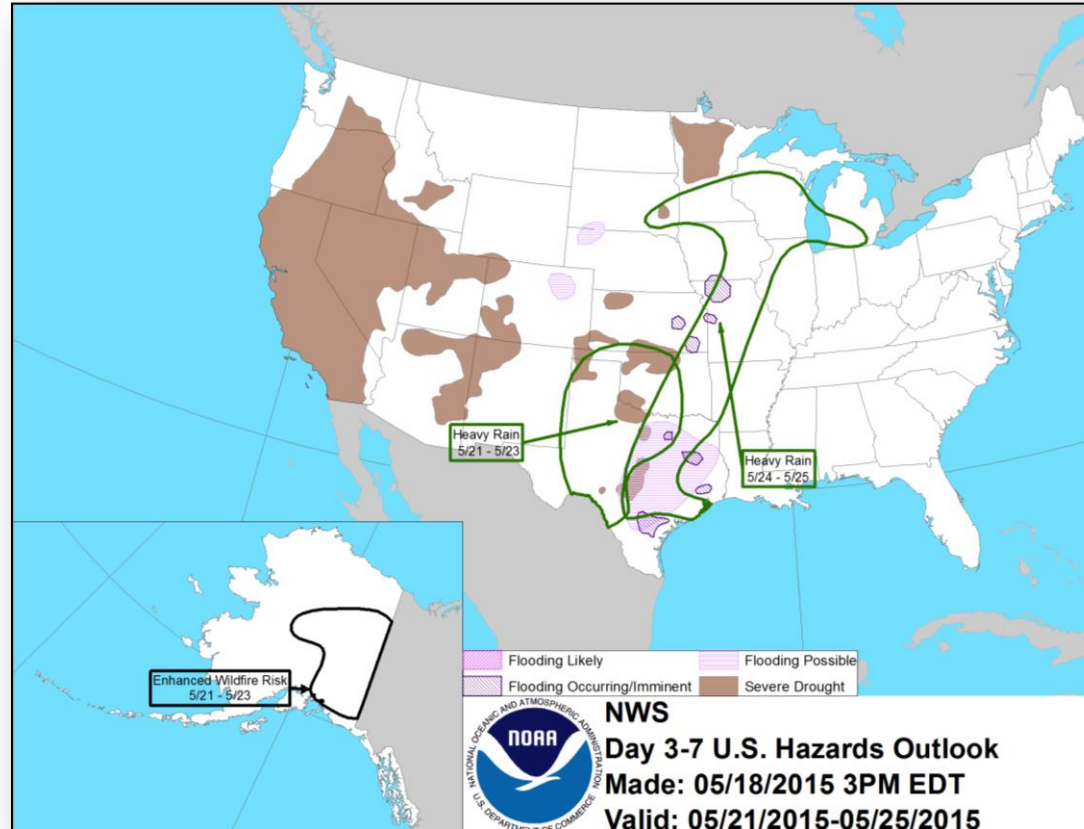
Moderate Risk

High Risk

Hazard Outlook, May 21-25

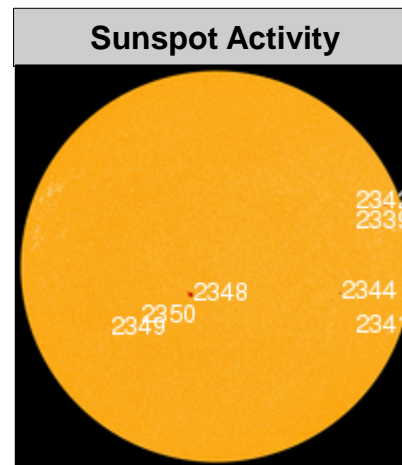
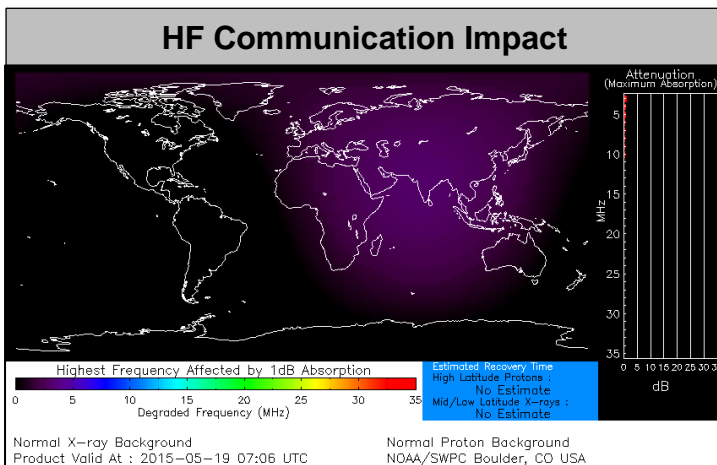


FEMA



Space Weather

None	Past 24 Hours	Current	Next 24 Hours
Space Weather Activity:	None	None	Minor
• Geomagnetic Storms	None	None	G1
• Solar Radiation Storms	None	None	None
• Radio Blackouts	None	None	None



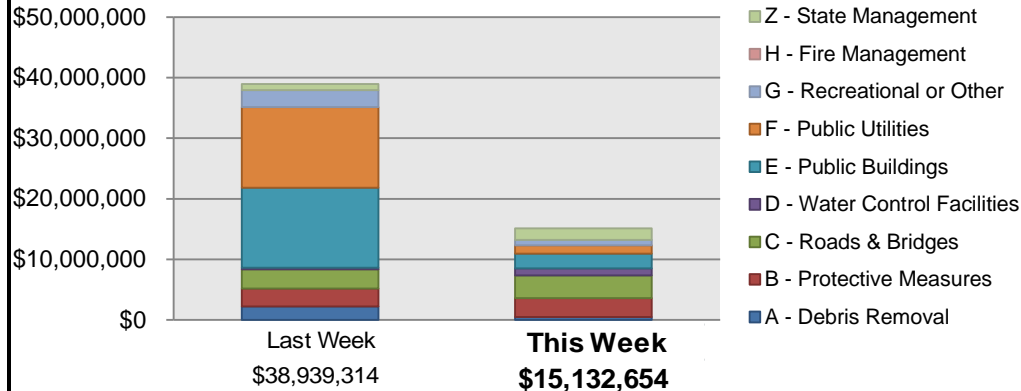
Public Assistance Grant Program



FEMA

PA Project Worksheets Obligated in past week, as of 5/18/2015 at 1400 EDT										
PA Category	Emergency Work		Permanent Work							Total
	A - Debris Removal	B - Protective Measures	C - Roads & Bridges	D - Water Control Facilities	E - Public Buildings	F - Public Utilities	G - Recreational or Other	H - Fire Management	Z - State Management	
Number Of PWS Obligated	14	25	33	6	114	8	7	0	1	208
Federal Share Obligated	\$500,139	\$3,084,326	\$3,768,479	\$1,177,353	\$2,400,860	\$1,373,519	\$893,664	\$0	\$1,934,313	\$15,132,654

Public Assistance Obligated per Category
In the Past 2 Weeks – 5/4/2015 through 5/18/2015



PA Highlights

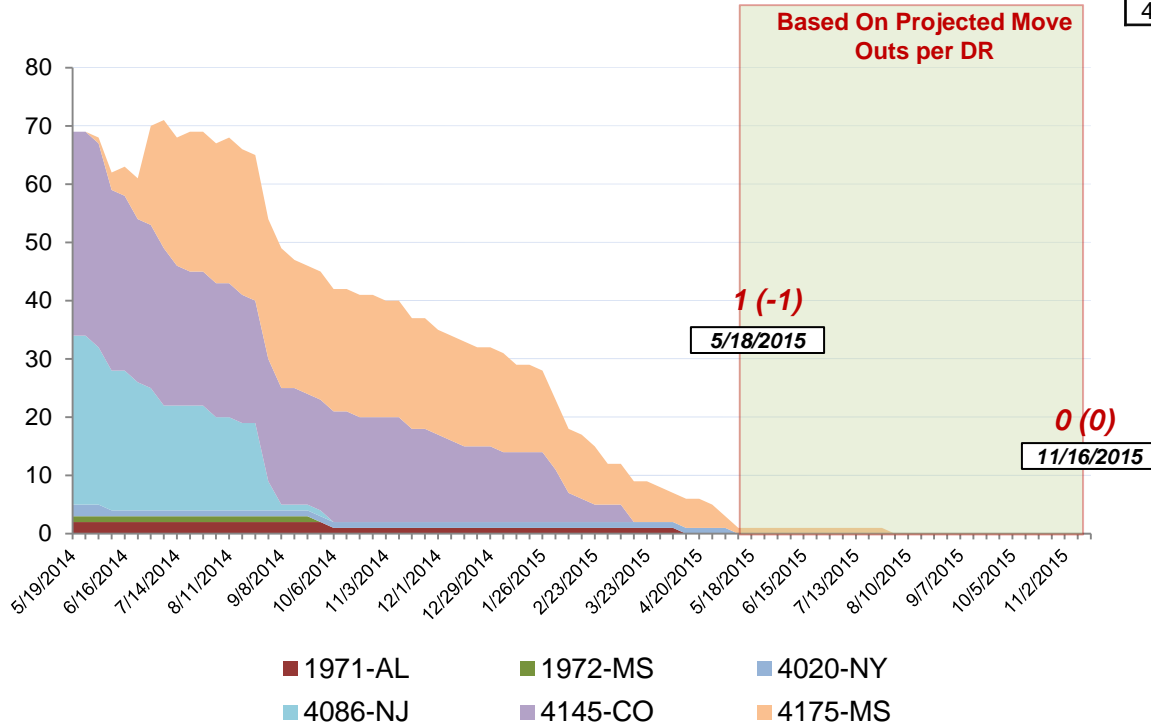
- On 5/13 a Category Z grant for over \$1.9 million was obligated to the Louisiana Office of Homeland Security and Emergency Preparedness for DR-1607, Hurricane Rita.

Direct Housing



FEMA

Total Households in FEMA Direct Housing per State
 Past Year per Week, 5/19/2014 – 5/18/2015, Projected to 11/16/2015
 There are currently **2** Households Occupying **2** Temporary Units



DR	IA Declaration Date	Program End Date	Current # of Households in Direct Housing (Weekly Change)
4175-MS	04/30/2014	10/30/2015	1 (-1)



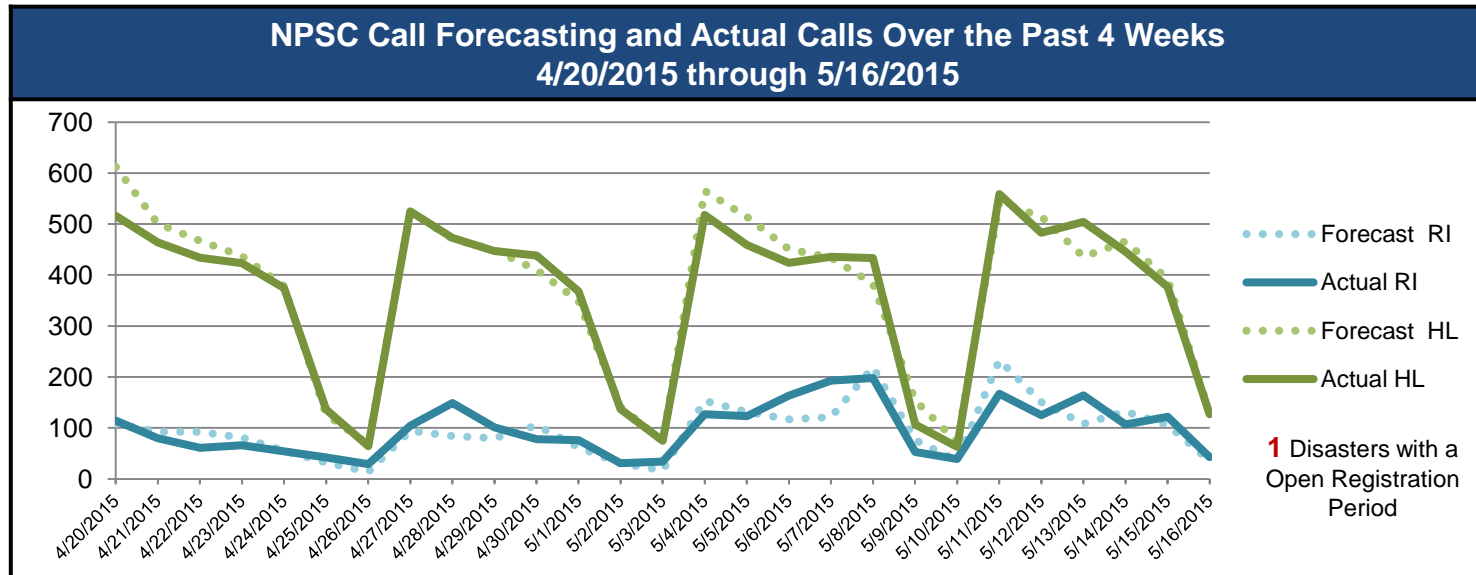
States with Currently Occupied Units

NPSC Activity



FEMA

NPSC Call Activity in the Past Week 5/10/2015 through 5/16/2015					
Call Type	Projected Calls	Actual Calls	Average Answer Time	Maximum Answer Time	Minimum Answer Time
Registration Intake	801	767	:09	:18	:06
Helpline	2,552	2,559	:11	:20	:08
All Calls	3,353	3,326	:10	:23	:08

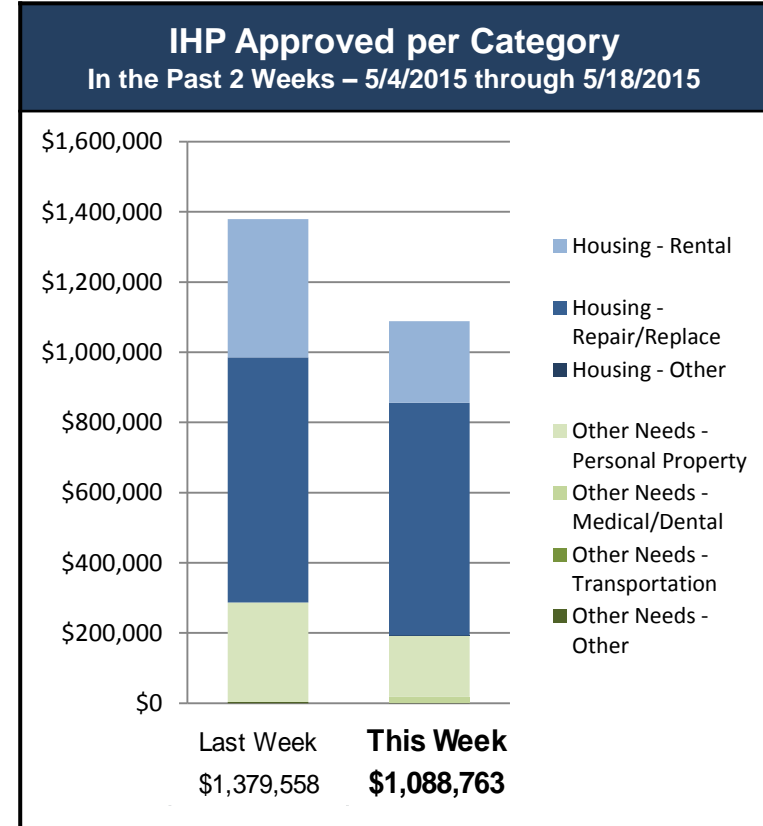


Individual Assistance Activity



FEMA

	Individuals and Households Program Activity as of May 18, 2015 at 0000 EDT				
		In Past 7 Days		Cumulative	
		Applicants Approved	Amount Approved	Applicants Approved	Amount Approved
Open Registration Period	4217-KY Declared 05-01-2015 End Of Reg Period 06-30-2015				
	Housing Assistance	227	\$743,143	538	\$1,704,821
	Other Needs Assistance	121	\$182,105	261	\$480,855
	Total IHP	\$925,248		\$2,185,676	
Other IHP Active	8 Declarations IHP Programmatically Open – Closed Registration *				
	Housing Assistance	43	\$152,475		
	Other Needs Assistance	6	\$11,040		
	Total IHP	\$163,515			
	Total IHP Approved in Past Week		\$1,088,763		



FEMA Readiness – Deployable Teams /Assets



Deployable Teams/Assets																									
Resource	Status	Total	FMC Available		Partially Available	Not Available	Detailed, Deployed, Activated	Comments	Rating Criterion																
FCO		37	15	41%	0	2	20		OFDC Readiness: <table><tr><td>FCO</td><td>Green</td><td>Yellow</td><td>Red</td></tr><tr><td>Type 1</td><td>3+</td><td>2</td><td>1</td></tr><tr><td>Type 2</td><td>4+</td><td>3</td><td>2</td></tr><tr><td>Type 3</td><td>4</td><td>3</td><td>2</td></tr></table>	FCO	Green	Yellow	Red	Type 1	3+	2	1	Type 2	4+	3	2	Type 3	4	3	2
FCO		Green	Yellow	Red																					
Type 1	3+	2	1																						
Type 2	4+	3	2																						
Type 3	4	3	2																						
FDRC		9	9	100%	0	0	0	<u>FDRC</u>	<table><tr><td>3</td><td>2</td><td>1</td></tr></table>	3	2	1													
3	2	1																							
US&R		28	24	86	1	3	0	<ul style="list-style-type: none">• NM-TF1 (Red) – Personnel shortages• CA-TF2 (Yellow) – Demobilizing from Nepal• TN-TF1 & OH-TF-1 (Red) – Rehab from Exercise	<ul style="list-style-type: none">• Green = Available/FMC• Yellow = Available/PMC• Red = Out-of-Service• Blue = Assigned/Deployed																
National IMAT		3	2	67%	0	0	1	<ul style="list-style-type: none">• IMAT East 1 – Deployed to Guam	<ul style="list-style-type: none">• Green: 3 avail• Yellow: 1-2 avail• Red: 0 avail (<i>Individual N-IMAT red if 50% of Section Chiefs and/or Team Leader is unavailable for deployment.</i>)																
Regional IMAT		13	6	46%	0	3	4	<ul style="list-style-type: none">• Region VI (Blue) – Deployed to TX• Region II (Blue) – Training in AL• Region III (Blue) – Deployed to WV• Region IX (Blue) – Deployed to Guam<u>Not Mission Capable (Red):</u>• Regions IV-3, VI-2 & IX-1	<ul style="list-style-type: none">• Green: 7 or more avail• Yellow: 4 - 6 teams available• Red: > 8 teams deployed/unavailable <p><i>R-IMAT also red if TL Ops/Log Chief is unavailable & has no qualified replacement</i></p>																
MCOV		60	56	93%	0	4	0		<ul style="list-style-type: none">• Green = 80 – 100% avail• Yellow = 60 – 79% avail• Red = 59% or below avail• Readiness remains 95%																

FEMA Readiness – National/Regional Teams



National/Regional Teams									
Resource	Status	Total	FMC Available		Partially Available	Not Available	Deployed/ Activated	Comments	Rating Criterion
NWC		5	5	100%	0	0	Not Activated		• Green = FMC • Yellow = PMC • Red = NMC
NRCC		2	344	89%	0	44	Not Activated		
HLT		1	N/A	N/A	0	0	Not Activated		
DEST							Not Activated		
RRCCs		10	10	100%	0	0	Activated	• Region VI RRCC Deactivated	
RWCs/MOCs		10	10	100%	0	0	Activated	• Region VI Enhanced (Day only) • Region IX Enhanced Watch (24/7)	



FEMA

FEMA's mission is to support our citizens and first responders to ensure that as a nation we work together to build, sustain, and improve our capability to prepare for, protect against, respond to, recover from, and mitigate all hazards.