

The Disaster Center is dedicated to the idea that disaster mitigation is cost effective and individuals pursuing their own interest are the greatest potential force for disaster reduction.

Please consider making a small donation to the Disaster Center



When disaster mitigation is cost effective, we are on the road to bringing disasters to an end.



FEMA

Daily Operations Briefing

Saturday, May 21, 2016

8:30 a.m. EDT

Significant Activity: May 20-21



Significant Events: None

Significant Weather:

- Severe thunderstorms – Northern and Southern Plains
- Rain and thunderstorms – Great Basin through the Plains and Southeast to the Mid-Atlantic
- Rain and snow – Rockies
- Rain – Pacific Northwest coast, Ohio Valley and Northeast
- Elevated Fire Weather Areas – AZ
- Red Flag Warnings – None
- Space Weather – Minor (G1 level) geomagnetic storms observed past 24 hours; Minor (G1 level) geomagnetic storms predicted next 24 hours

Tropical Activity: No activity affecting the U.S. or its Territories

Earthquake Activity: No significant activity

Declaration Activity: None

Hurricane Preparedness Week

May 15-21, 2016

Complete your written hurricane plan:

- The time to prepare for a hurricane is before the season begins, when you have the time and are not under pressure.
- Take the time now to write down your hurricane plan.
- Know where you will ride out the storm and get your supplies now.
- Being prepared, before a hurricane threatens, makes you resilient to the hurricane impacts of wind and water.
- It will mean the difference between your being a hurricane victim and a hurricane survivor

5

THINGS TO KNOW ABOUT

BEING PREPARED FOR A HURRICANE



1

Writing down your plan will ensure you don't make mistakes when faced with an emergency.



2

Document all of your valuables and possessions with a camera or video camera well before the storm.



3

Gather all vital documents, like passports and medical records, and put them somewhere that you can quickly access.



4

Make planning and preparedness a family affair to ensure everyone knows what to do.



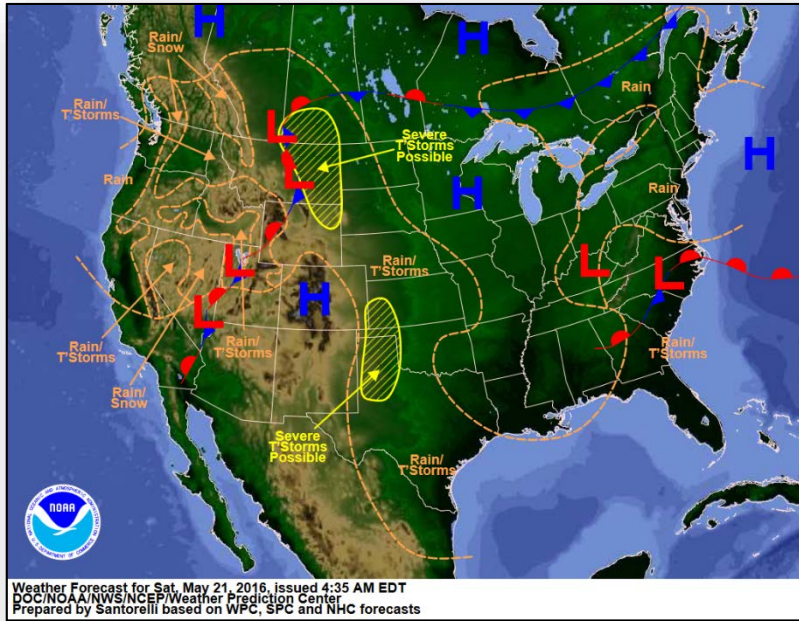
5

It does NOT matter how many hurricanes are forecast for this year. It only takes one storm.

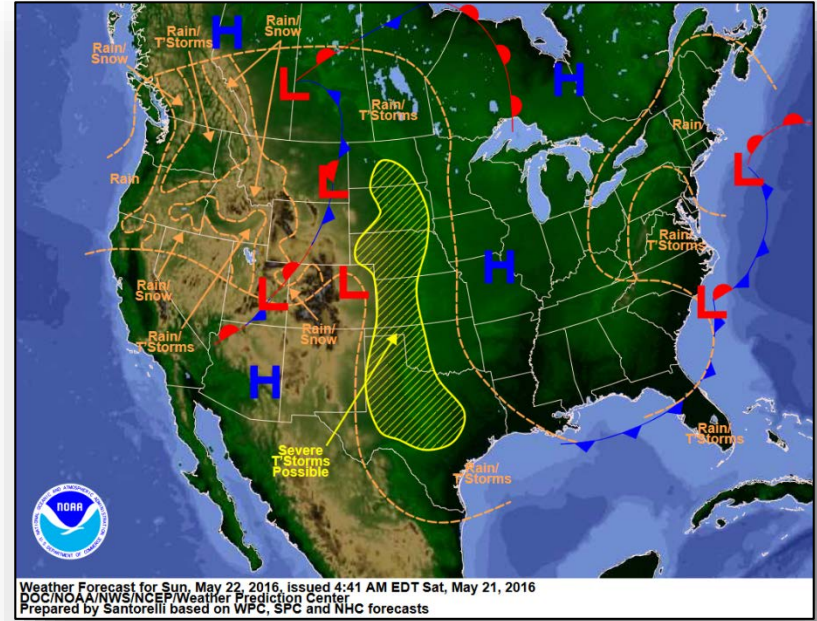


For more Hurricane Safety Information, visit weather.gov/hurricanesafety

National Weather Forecast

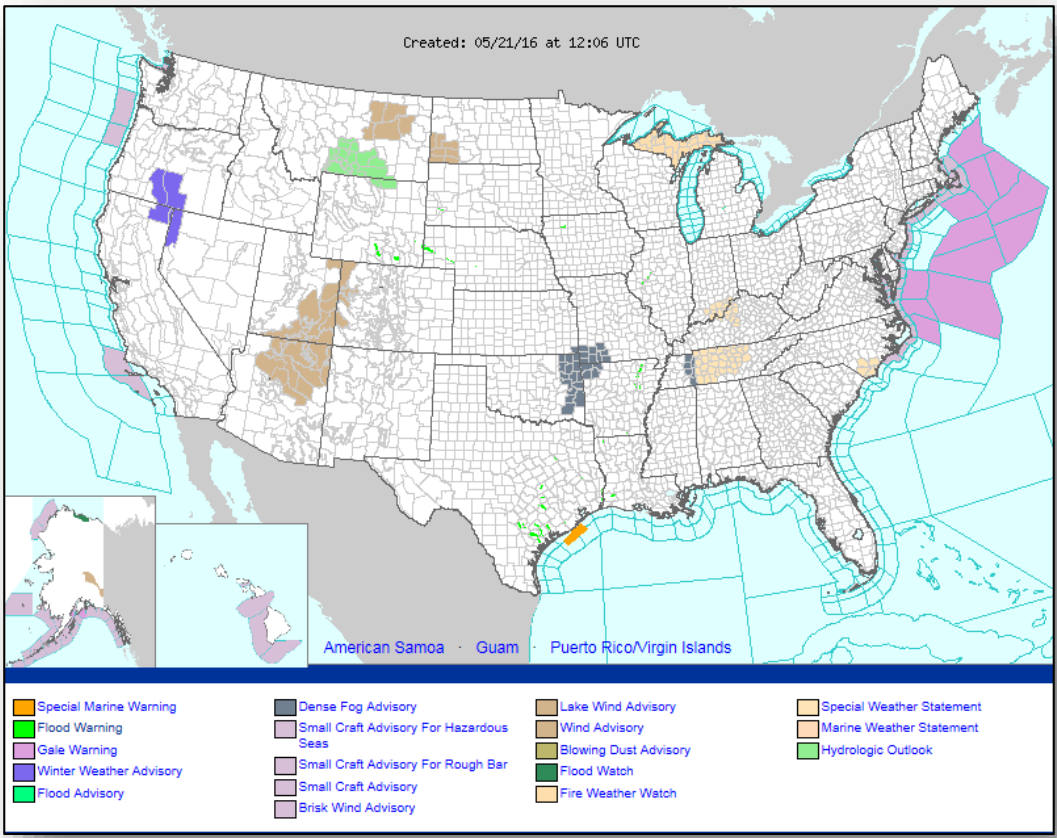


Today

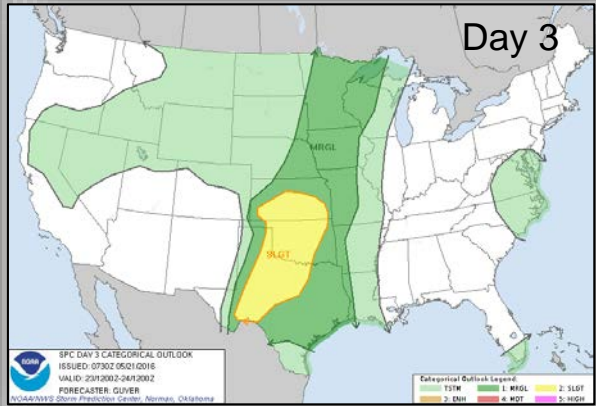
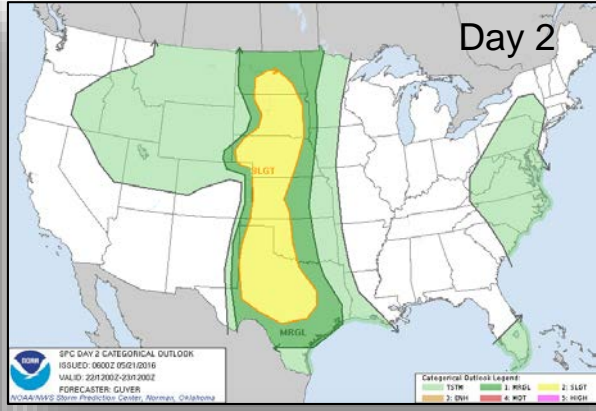
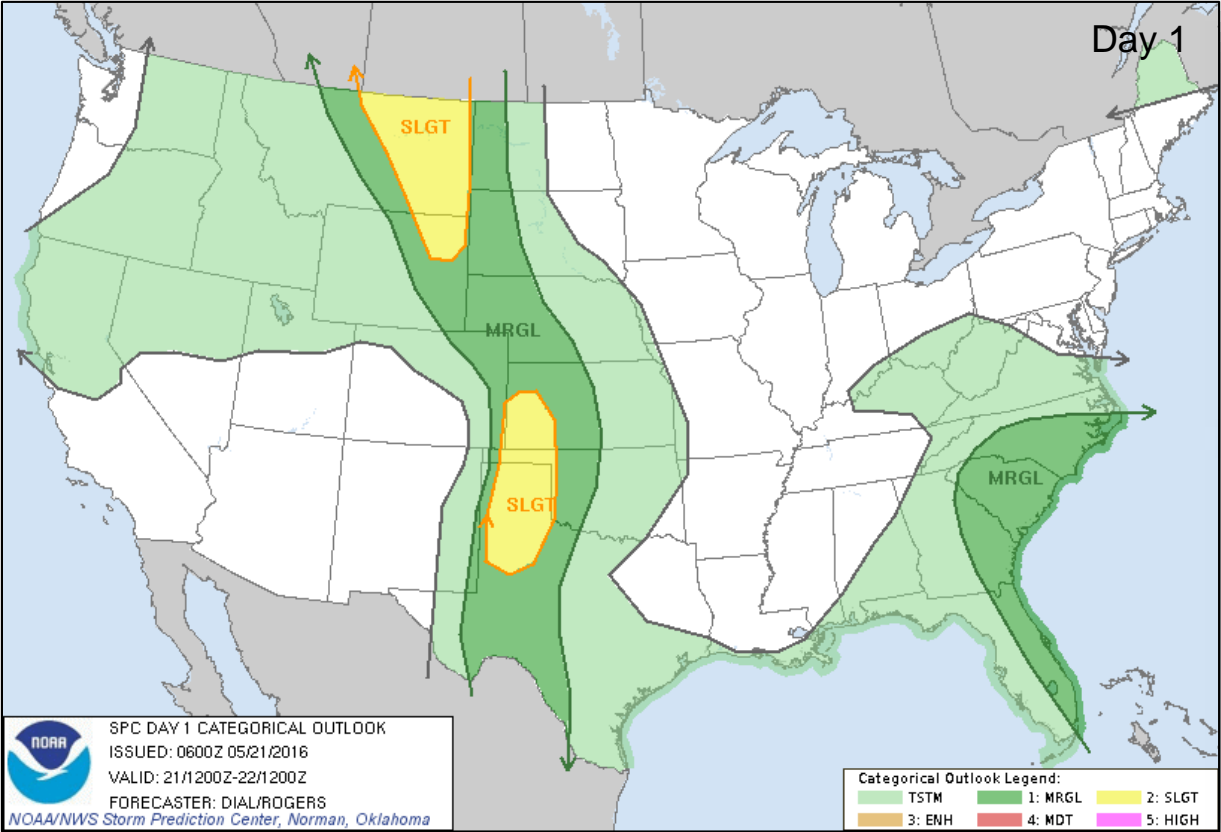


Tomorrow

Active Watches/Warnings



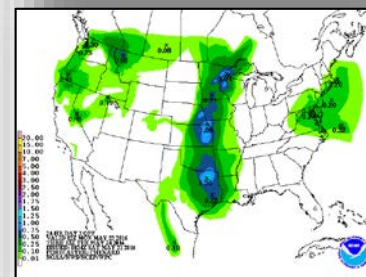
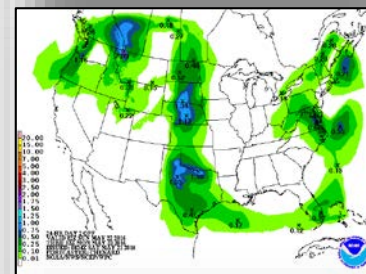
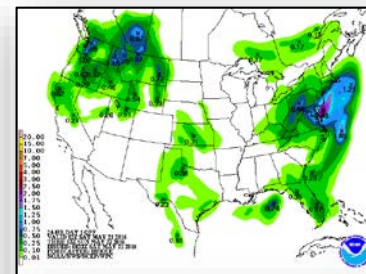
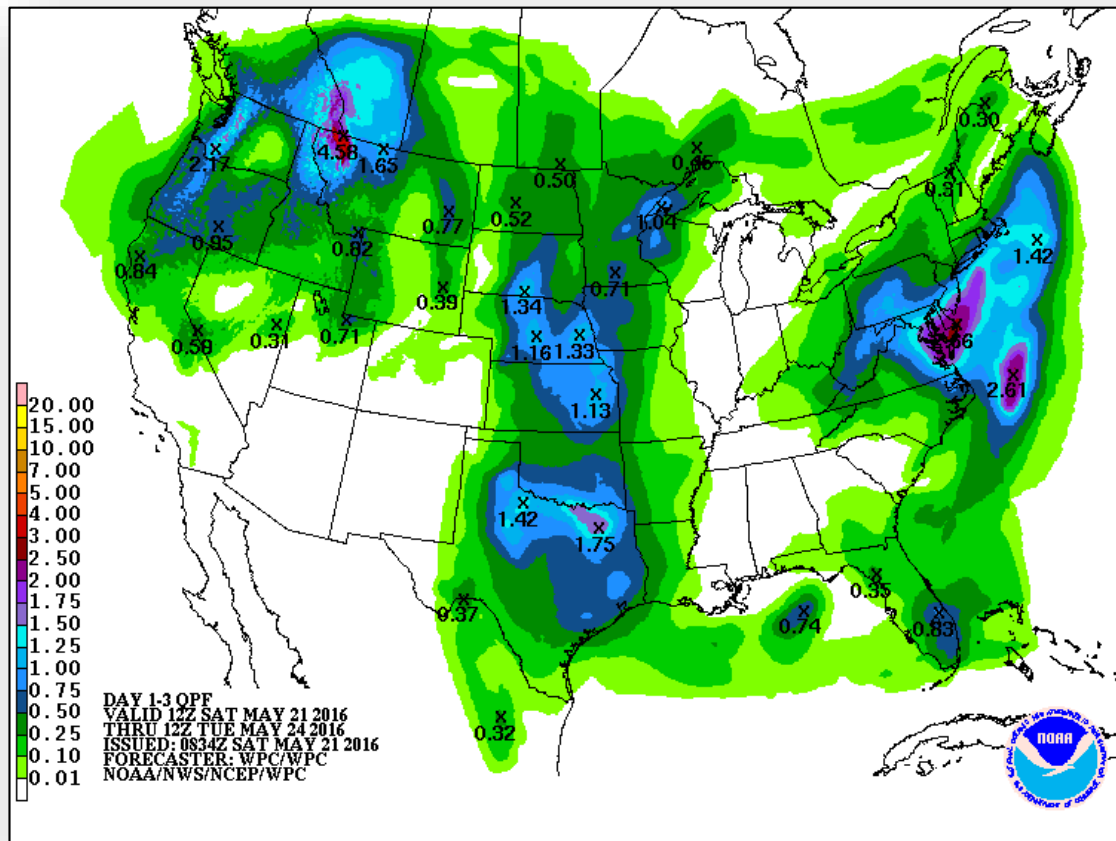
Severe Weather Outlook: Days 1-3



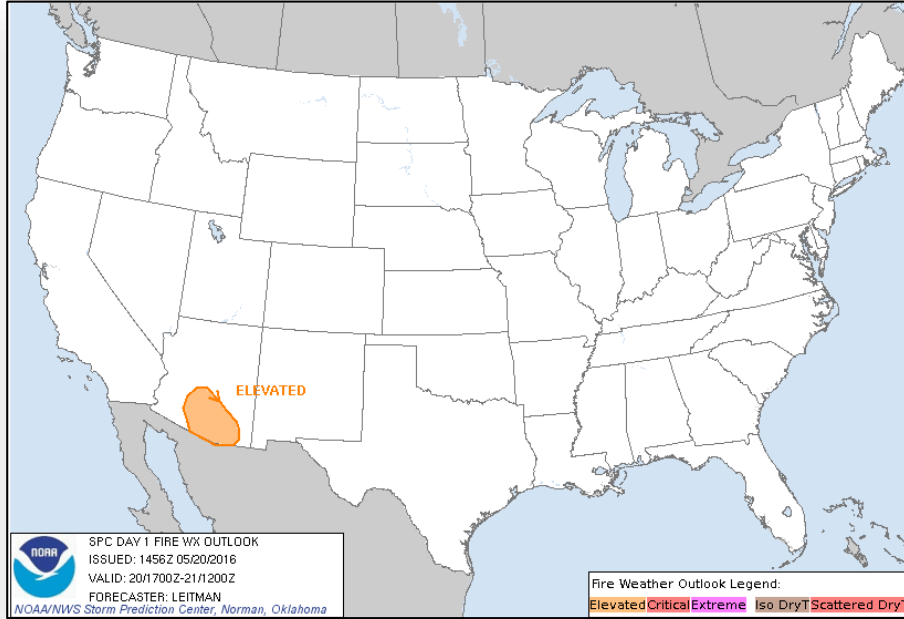
Precipitation Forecast, 1-3 Day



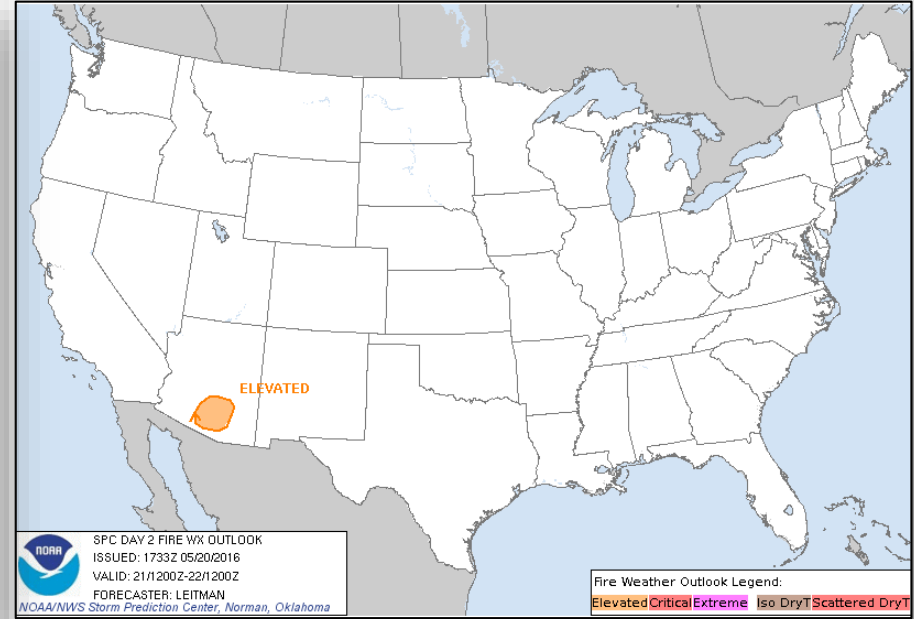
FEMA



Fire Weather Outlook

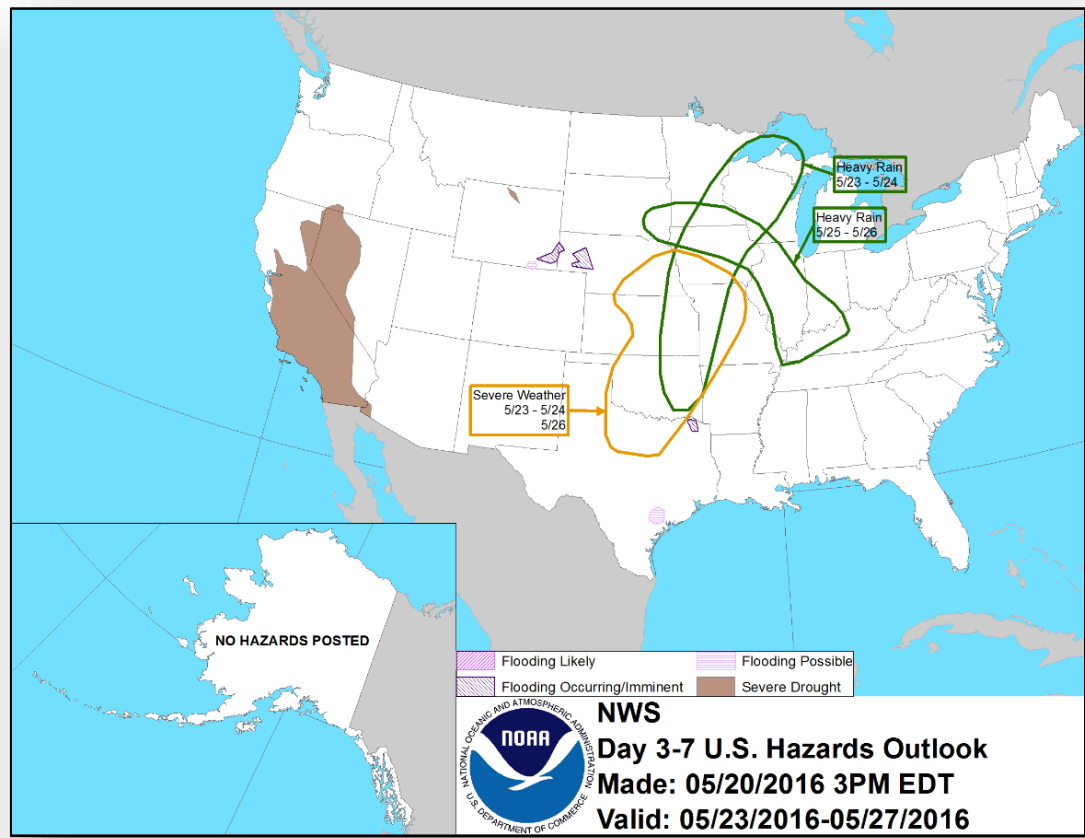


Day 1



Day 2

Hazard Outlook May 23-27

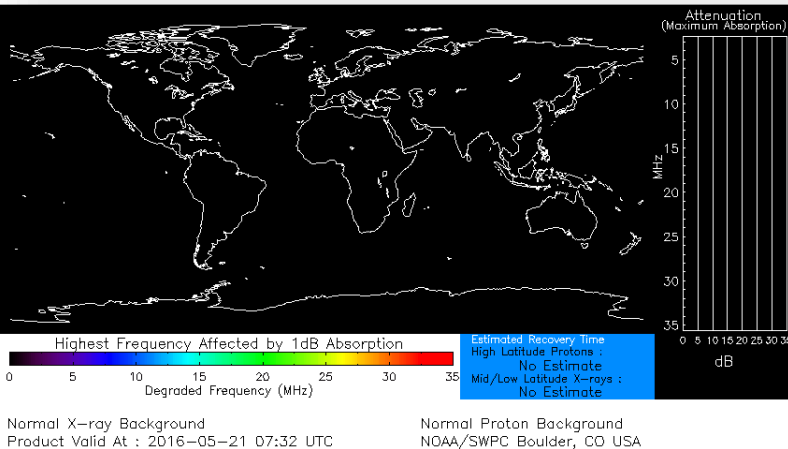


Space Weather

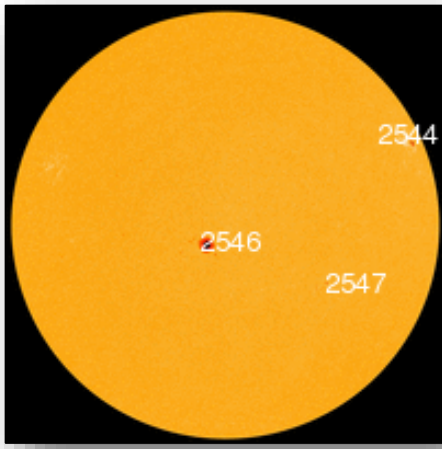


	Past 24 Hours	Current	Next 24 Hours
Space Weather Activity	Minor	None	Minor
Geomagnetic Storms	G1	None	G1
Solar Radiation Storms	None	None	None
Radio Blackouts	None	None	None

HF Communication Impact



Sunspot Activity

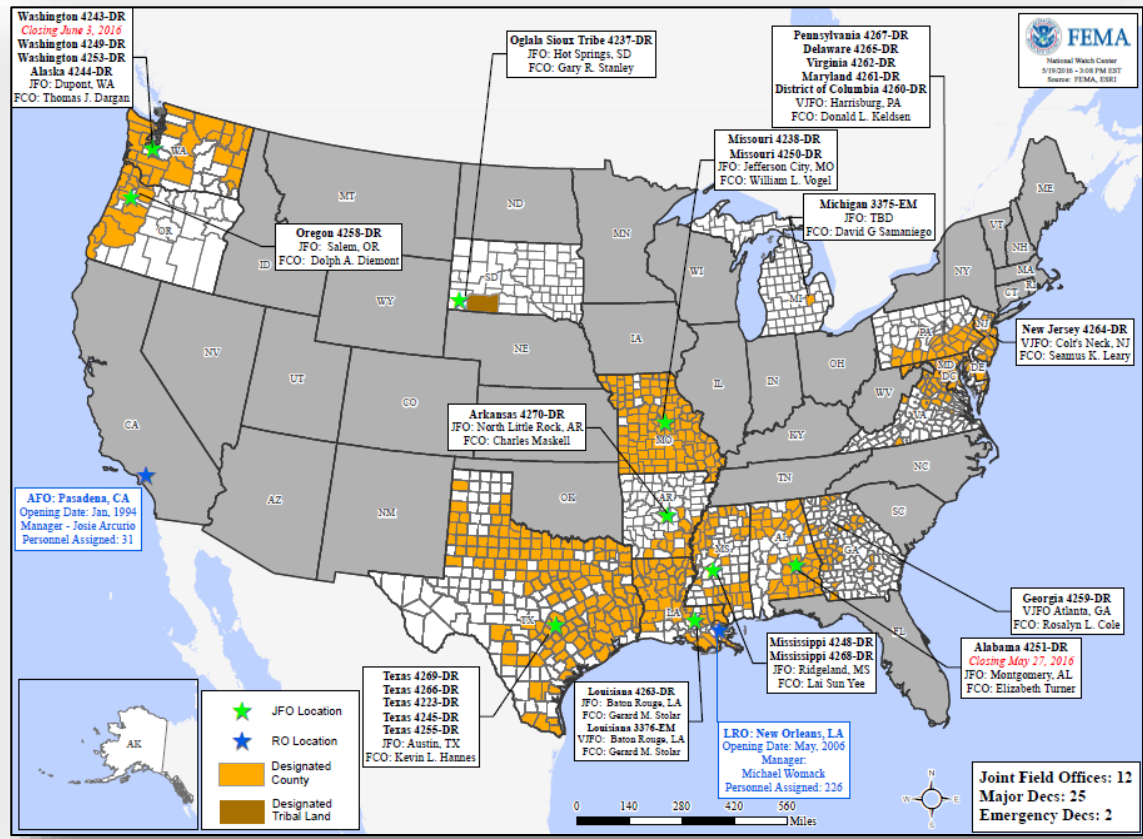


Disaster Requests & Declarations



Declaration Requests in Process		Requests APPROVED (since last report)	Requests DENIED (since last report)
4	Date Requested	0	0
Los Coyotes Band of Cahuilla and Cupeno Indians – DR for Severe Storm and Flooding	May 10, 2016		
Montana – DR for Severe Winter Storm and Straight-line winds April 15-16, 2016	May 12, 2016		
Mississippi – DR for Severe Storms and Flooding April 28, 2016 – May 2, 2016	May 13, 2016		
Louisiana – (Appeal) DR for Flooding	May 13, 2016		

Open Field Offices as of May 21, 2016



Joint Preliminary Damage Assessments



Region	State / Location	Event	IA/PA	Number of Counties		Start – End
				Requested	Complete	
VI	OK	Severe Storms, Flooding, Tornadoes, and Straight-Line Winds (May 9, 2016 – continuing)	IA	3	2	5/18 – TBD
VIII	WY	Flooding (May 6, 2016 – continuing)	IA	3	3	5/16 – 5/17
			PA	3	0	TBD

FEMA Readiness – Deployable Teams/Assets



Deployable Teams/Assets									
Resource	Status	Total	FMC Available		Partially Available	Not Available	Detailed, Deployed, Activated	Comments	Rating Criterion
FCO	Yellow	33	16	48%	0	1	16		OFDC Readiness: FCO Green Yellow Red Type 1 3+ 2 1 Type 2 4+ 3 2 Type 3 4 3 2 FDRC 3 2 1
FDRC	Green	9	4	44%	0	0	5		
US&R	Green	27	27	100%	0	0	0		<ul style="list-style-type: none"> Green = Available/FMC Yellow = Available/PMC Red = Out-of-Service Blue = Assigned/Deployed
National IMAT	Green	3	3	100%		0	0		<ul style="list-style-type: none"> Green: 3 available Yellow: 1-2 available Red: 0 avail (<i>Individual N-IMAT red if 50% of Section Chiefs and/or Team Leader is unavailable for deployment.</i>)
Regional IMAT	Green	13	10	77%	0	0	3	<u>Deployed:</u> RV to MI (3375-MI) RVI Team 1 to TX (4266-TX); Team 2 to LA (4263-LA)	<ul style="list-style-type: none"> Green: >6 teams available Yellow: 4 - 6 teams available Red: < 4 teams available R-IMAT also red if TL Ops/Log Chief is unavailable & has no qualified replacement
MERS Teams	Green	18	16	89%	0	0	2	<u>Deployed:</u> Denton: 2 teams to TX	<ul style="list-style-type: none"> Green = >66% available Yellow = 33% to 66% available Red = <33% available

FEMA Readiness – National/Regional Teams



National/Regional Teams									
Resource	Status	Total	FMC Available		Partially Available	Not Available	Status	Comments	Rating Criterion
NWC		5	5	100%	0	0	Watch / Steady state		<ul style="list-style-type: none"> • Green = FMC • Yellow = PMC • Red = NMC
NRCC		2	344	89%	0	44	Not Activated		
HLT		1	N/A	N/A	0	0	Not Activated		
DEST							Not Activated		
RRCCs		10	10	100%	0	0	Not Activated		
RWCs/MOCs		10	10	100%	0	0	Not Activated		



FEMA

FEMA's mission is to support our citizens and first responders to ensure that as a nation we work together to build, sustain, and improve our capability to prepare for, protect against, respond to, recover from, and mitigate all hazards.