

The Disaster Center is dedicated to the idea that disaster mitigation is cost effective and individuals pursuing their own interest are the greatest potential force for disaster reduction.

Please consider making a small donation to the Disaster Center



When disaster mitigation is cost effective, we are on the road to bringing disasters to an end.



FEMA

Daily Operations Briefing

Monday, May 22, 2017

8:30 a.m. EDT

Significant Activity – May 19-22



FEMA

Significant Events: None

Significant Weather:

- Severe Thunderstorms – NM, TX, and OK
- Flash Flooding – TX Gulf Coast to AL and FL Panhandle
- Rain and Thunderstorms – western/central Gulf Coast, Central Plains and Upper Mississippi Valley
- Rain and Snow – Northern and Central Rockies
- Space Weather:
 - Past 24 hours: None observed
 - Next 24 hours: None predicted

Tropical Activity: No activity affecting U.S. interests

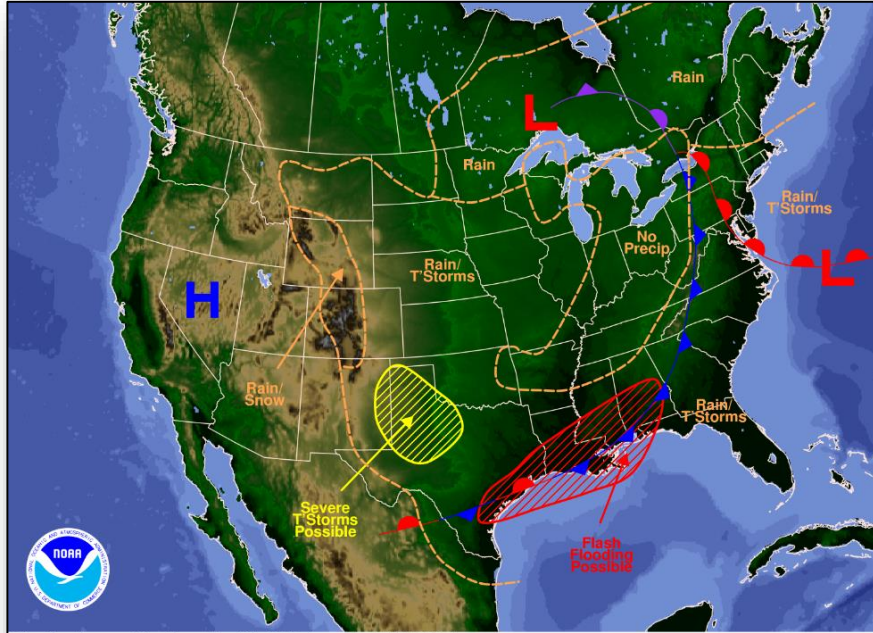
Earthquake Activity: No significant activity

Declaration Activity: None

National Weather Forecast

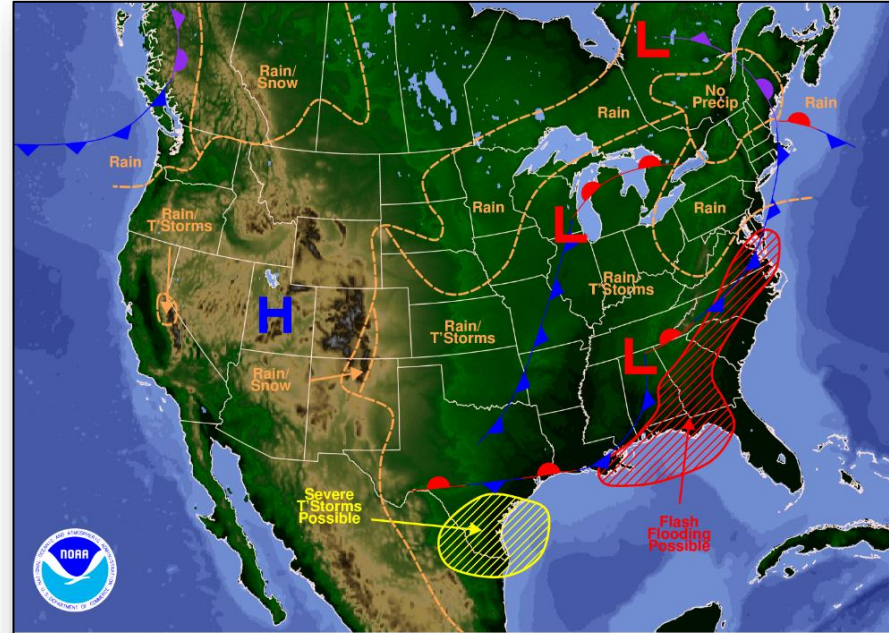


FEMA



Weather Forecast for Mon, May 22, 2017, issued 4:44 AM EDT
DOC/NOAA/NWS/NCEP/Weather Prediction Center
Prepared by McCreynolds based on WPC, SPC and NHC forecasts

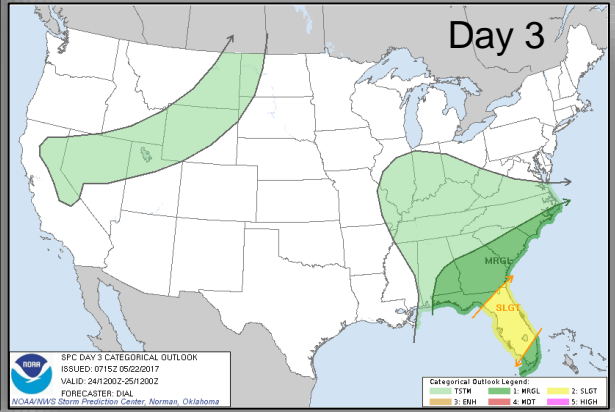
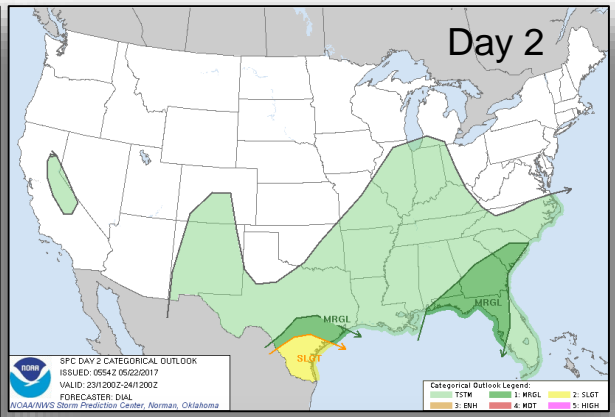
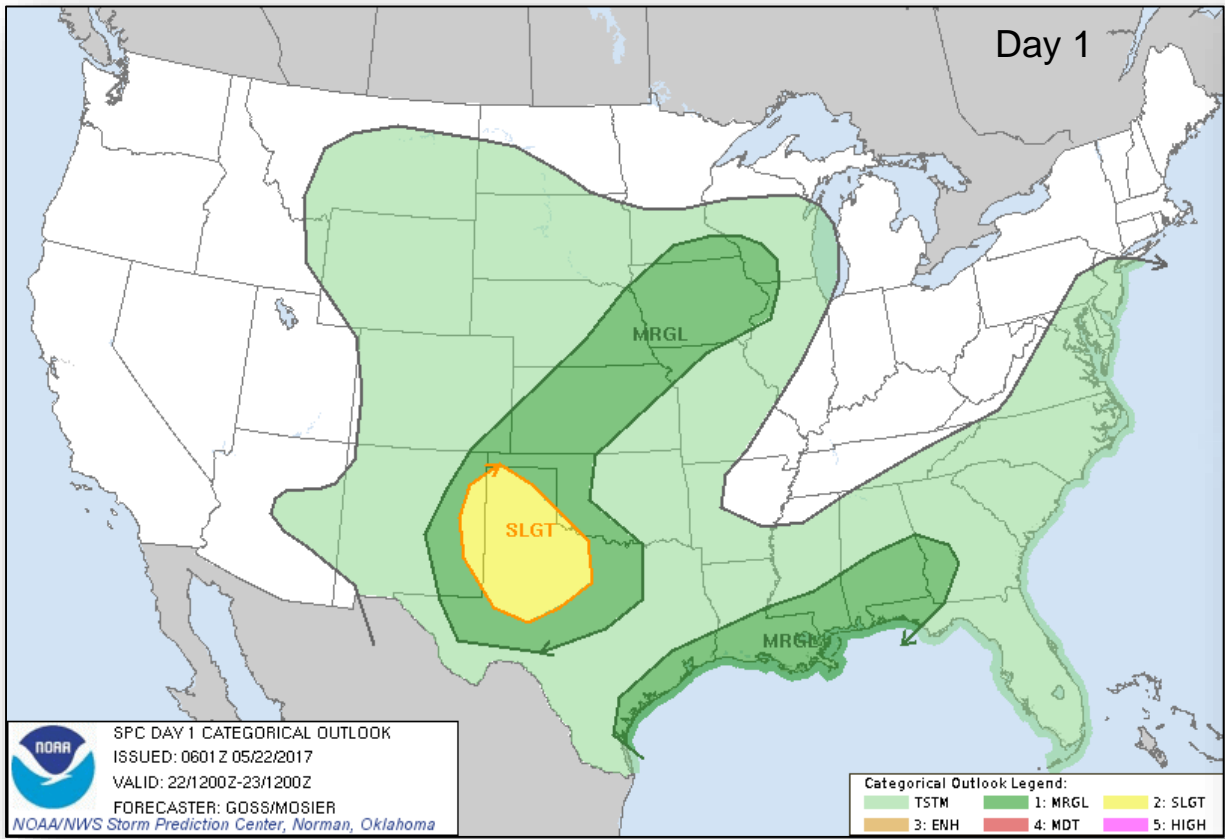
Today



Weather Forecast for Tue, May 23, 2017, issued 4:47 AM EDT Mon, May 22, 2017
DOC/NOAA/NWS/NCEP/Weather Prediction Center
Prepared by McCreynolds based on WPC, SPC and NHC forecasts

Tomorrow

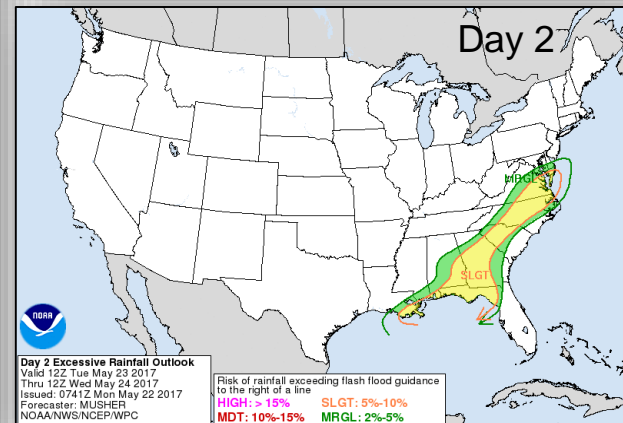
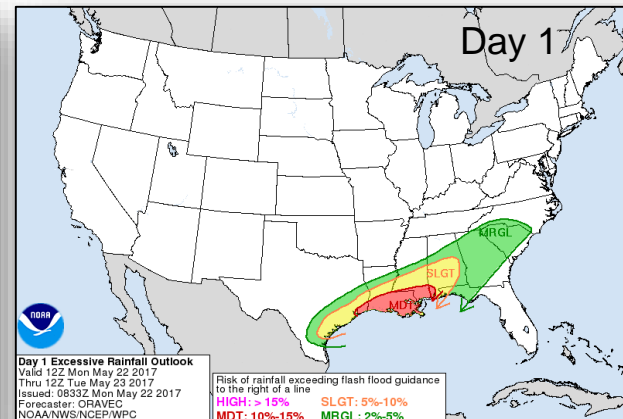
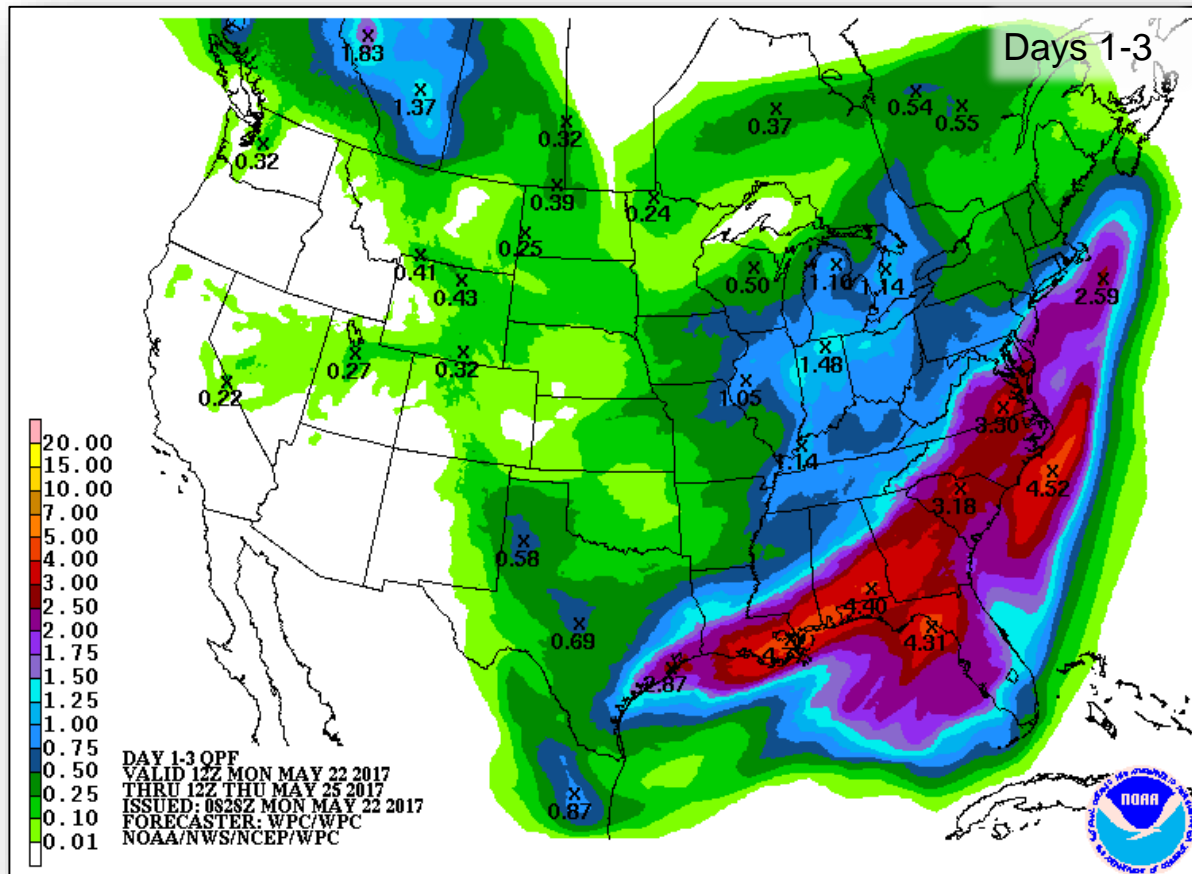
Severe Weather Outlook – Days 1-3



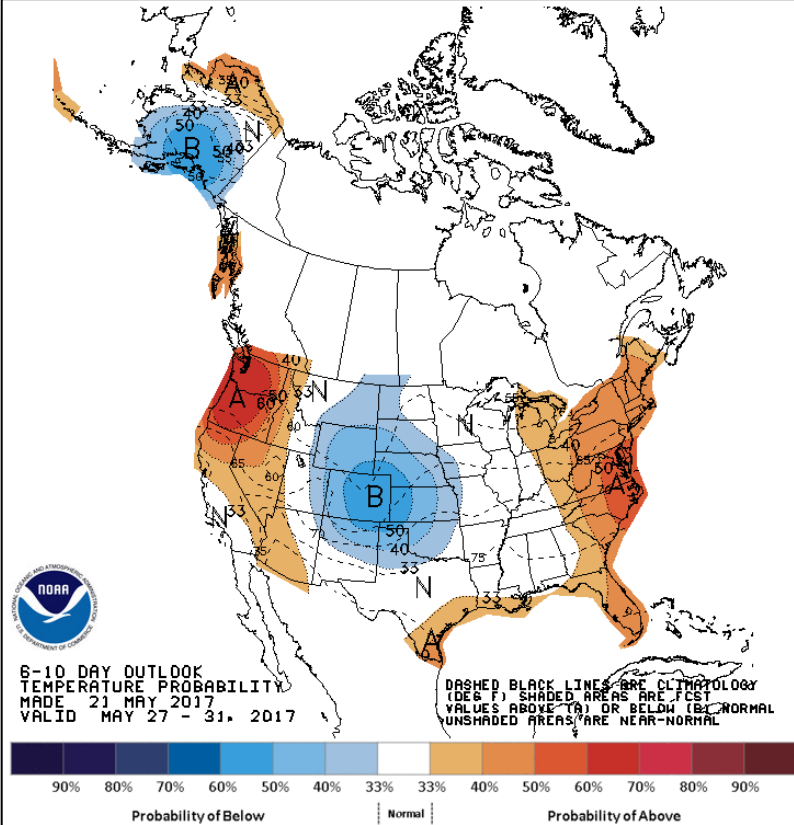
Precipitation Forecast / Flash Flood Risk



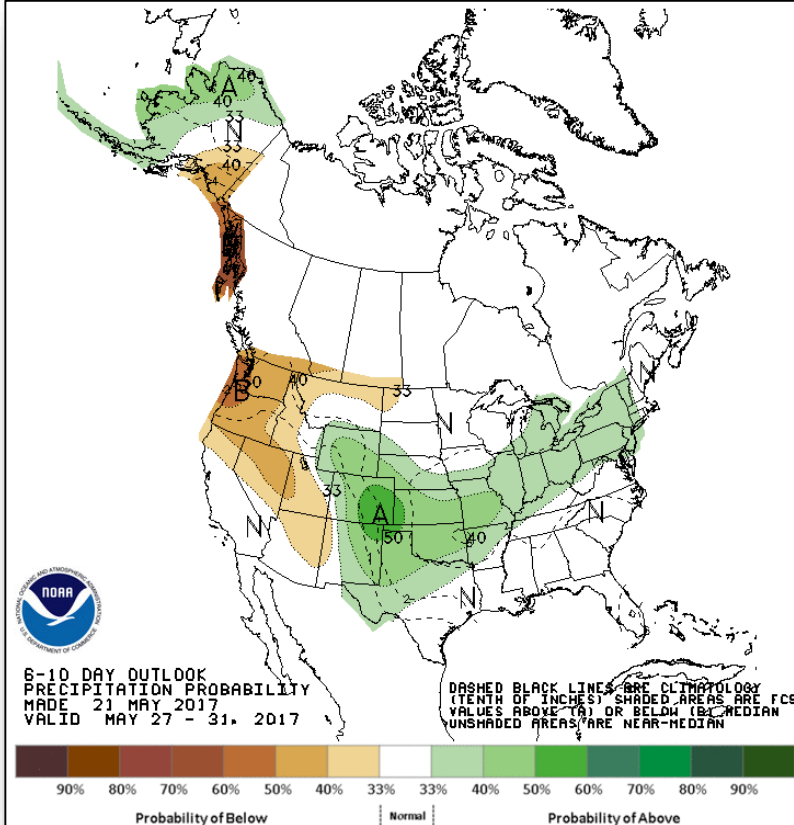
FEMA



6-10 Day Outlooks



6-10 Day Temperature Probability





6-10 Day Precipitation Probability

Space Weather



FEMA

	Space Weather Activity	Geomagnetic Storms	Solar Radiation	Radio Blackouts
Past 24 Hours	None	None	None	None
Next 24 Hours	None	None	None	None
For further information on NOAA Space Weather Scales refer to http://www.swpc.noaa.gov/noaa-scales-explanation				



Joint Preliminary Damage Assessments



FEMA

Region	State / Location	Event	IA/PA	Number of Counties		Start – End
				Requested	Completed	
VI	Arkansas	Severe Storms, Tornadoes, and Flooding April 28, 2017 and continuing	IA	21	21	May 10 – May 19
			PA	31	13	May 15 – TBD
	Oklahoma	Severe Storms, Straight-line Winds, and Flooding April 28-May 2, 2017	IA	5	5	May 8 – May 11
			PA	31	20	May 8 – TBD
		Tornadoes, Straight-line Winds, Flooding, and Severe Storms May 16, 2017	IA	1	0	May 24 – TBD
			PA	0	0	N/A
VII	Kansas	Winter Weather and Flooding April 28, 2017 and continuing	IA	0	0	N/A
			PA	32	32	May 10 – May 20
	Missouri	Severe Weather and Flooding April 28, 2017 and continuing	IA	37	37	May 10 – May 19
			PA	46	46	May 10 – May 21

Disaster Requests & Declarations



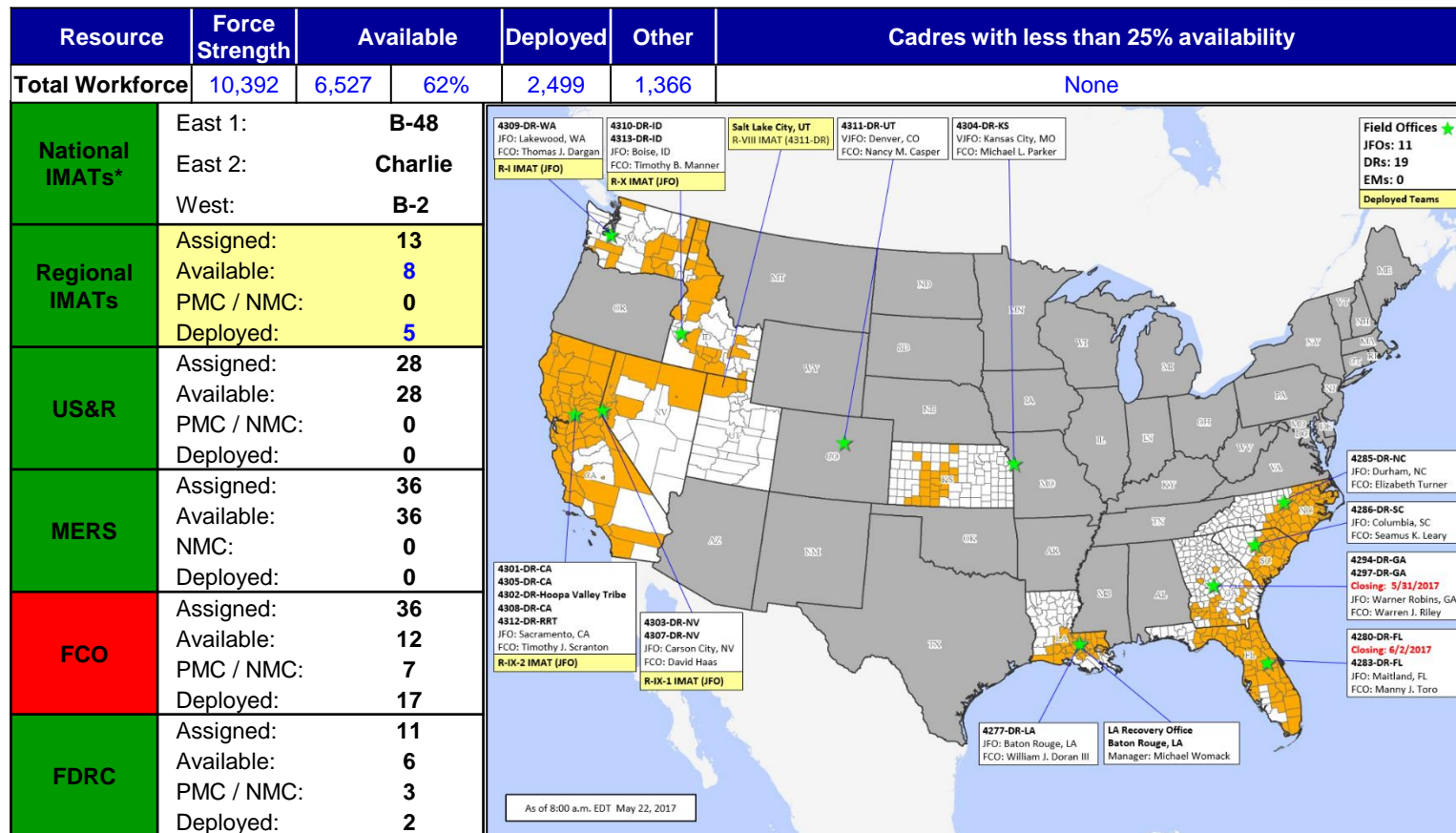
FEMA

Declaration Requests in Process		Requests APPROVED (since last report)	Requests DENIED (since last report)
3	Date Requested	0	0
MS – DR Severe Storms, Tornadoes, Straight-line Winds, and Flooding	May 11, 2017		
NH – DR Severe Winter Storm	May 11, 2017		
OK – DR Flooding, Straight-line Winds, Tornadoes, Severe Storms, and Snow	May 16, 2017		

Readiness – Deployable Teams and Assets



FEMA



*B-2 Status: Assemble ≤ 2-hrs; On Site ≤ 18-hrs; B-48 Status: Assemble and deploy ≤ 48hrs; Charlie Status: No team assemble time requirement

Readiness – Activation Teams



FEMA

Resource	Status	Total	Status	Activated Team	Activation Level	Activation Times	Reason/Comments
NWC		5	Not Activated				
NRCC		2	Not Activated				NRCS Gold Team – May primary
HLT		1	Not Activated				Deactivated for the season
RWCs/MOCs		10	Not Activated				
RRCCs		10	Not Activated				

Back-up Regions (May 22-28): **II, III, and V**



FEMA

FEMA's mission is to support our citizens and first responders to ensure that as a nation we work together to build, sustain, and improve our capability to prepare for, protect against, respond to, recover from, and mitigate all hazards.