

The Disaster Center is dedicated to the idea that disaster mitigation is cost effective and individuals pursuing their own interest are the greatest potential force for disaster reduction.

Please consider making a small donation to the Disaster Center



When disaster mitigation is cost effective, we are on the road to bringing disasters to an end.



FEMA

Daily Operations Briefing

Tuesday, May 22, 2018

8:30 a.m. EDT

Significant Activity – May 21-22



FEMA

Significant Events: Kīlauea Volcano eruption

Tropical Activity: Atlantic - Disturbance 1 – MEDIUM chance (40%)

Significant Weather:

- Critical and elevated fire weather – AZ, NM, UT & CO
- Red Flag Warnings - AZ
- Space Weather – Past 24 hours: none; next 24 hours: none

Earthquake Activity: No significant activity

Declaration Activity: None

Kīlauea Eruption – Hawai'i County, HI



FEMA

Situation

Moderate-level eruption of lava continues from multiple points along the northeast end of the active fissure system and additional outbreaks of lava are possible. Ground deformation has slowed and seismicity levels have decreased. Lava is entering the ocean just north of MacKenzie State Park and producing laze (an acidic plume of hydrochloric acid gas, steam, and tiny volcanic glass particles).

USCG has issued a Notice to Mariners establishing a safety zone 300 meters in all directions around all entry points of lava into the ocean - all vessels are to remain clear of this zone.

USGS Volcano Alert Level: WARNING; Aviation Color Code: RED

Impacts

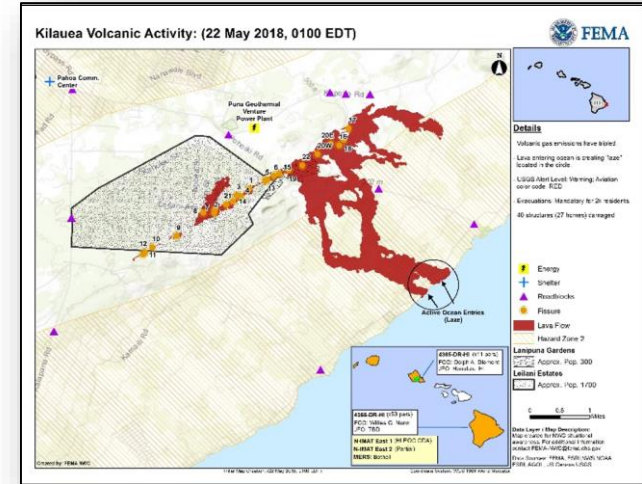
- **Injuries / Fatalities:** 4 injuries / 0 fatalities
- **Evacuations:** Mandatory for 2k residents; a community of 40 homes isolated by lava flow was evacuated over the weekend
- **Shelters:** 5 / 139 (+21) (ARC Midnight Shelter Count, 7:17 a.m. EDT)
- **Damage:** 40 structures (27 homes)
- **Transportation:** FAA Temporary Flight Restriction in effect through May 26

State / Local Response

- HI EOC at Partial Activation (days only)
- Governor declared a State of Emergency and activated HI National Guard

FEMA Response

- Region IX: **LNO demobilized from HI EOC**; RWC and Pacific Area Watch at Steady State
- National IMAT East-1 (with elements of National East-2), and Bothell MERS deployed to HI
- NWC continues to monitor



USGS: [Observatories](#) / [Kilauea Status Report](#)



Photo credit: [Civil Air Patrol](#)

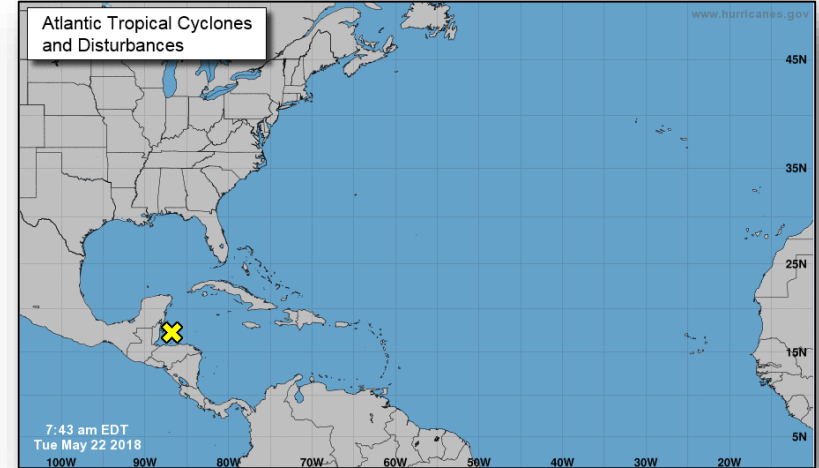
Tropical Outlook – Atlantic



FEMA

Disturbance 1 (as of 7:45 a.m. EDT)

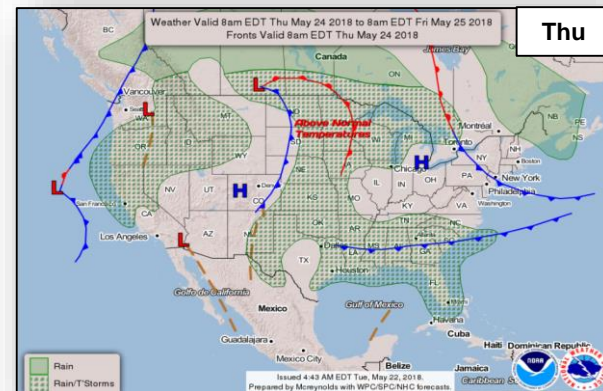
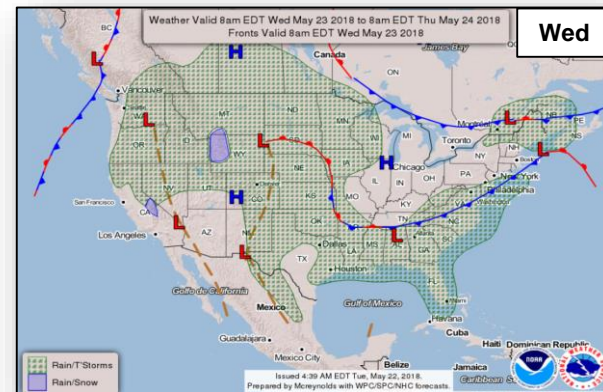
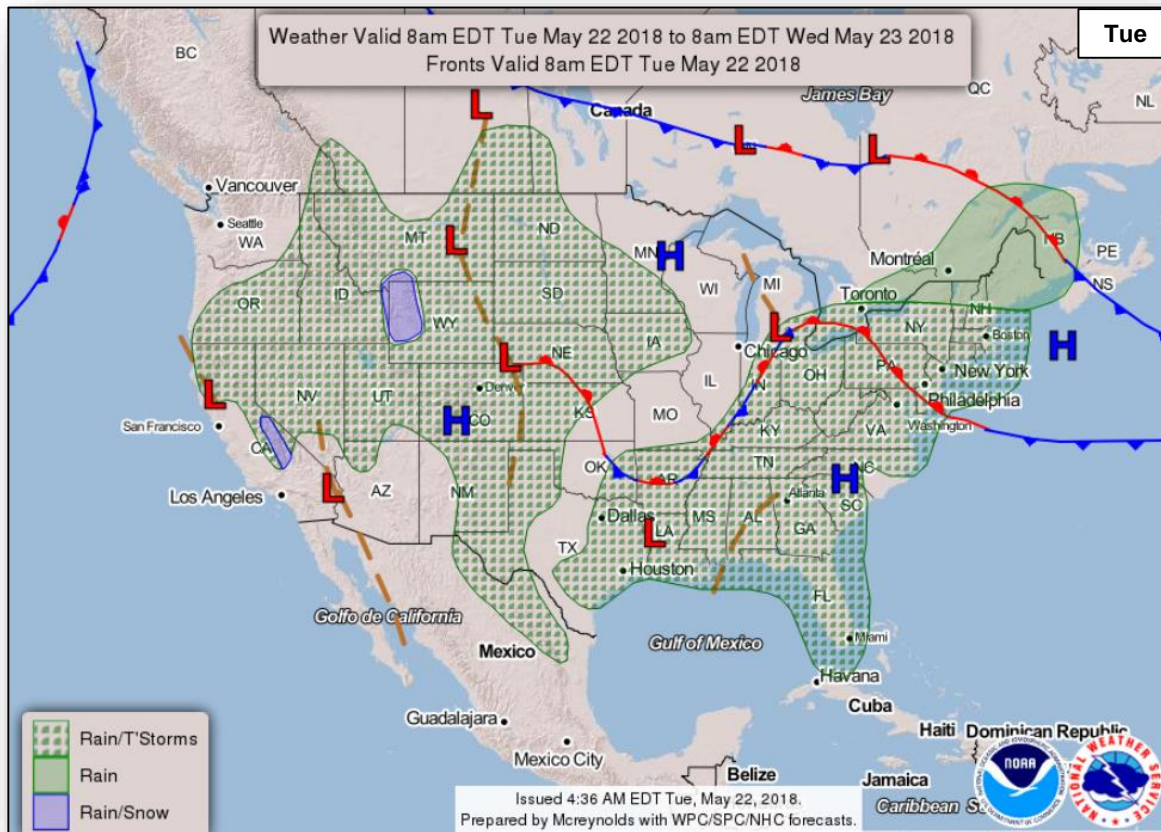
- Located just east of Belize
- Moving slowly north into central or eastern Gulf of Mexico
- Environmental conditions expected to be unfavorable for development over next couple of days but some gradual subtropical or tropical development is possible late this week
- Regardless of development, locally heavy rainfall is possible across much of Florida over next several days
- Formation chance through 48 hours: LOW (near 0%)
- Formation chance through 5 days: MEDIUM (40%)



National Weather Forecast



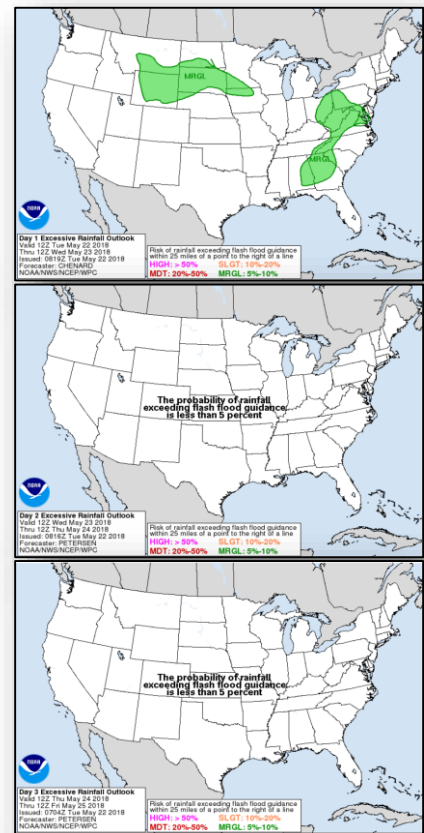
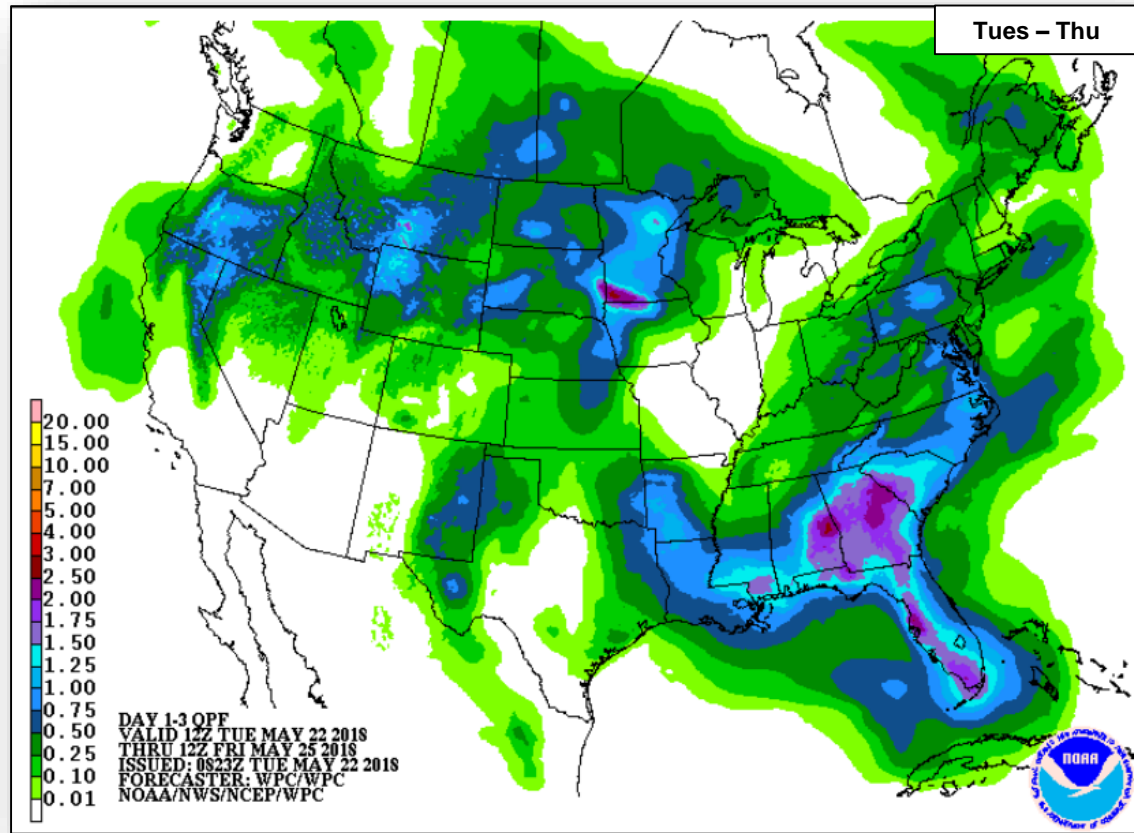
FEMA



Precipitation / Excessive Rainfall Forecast



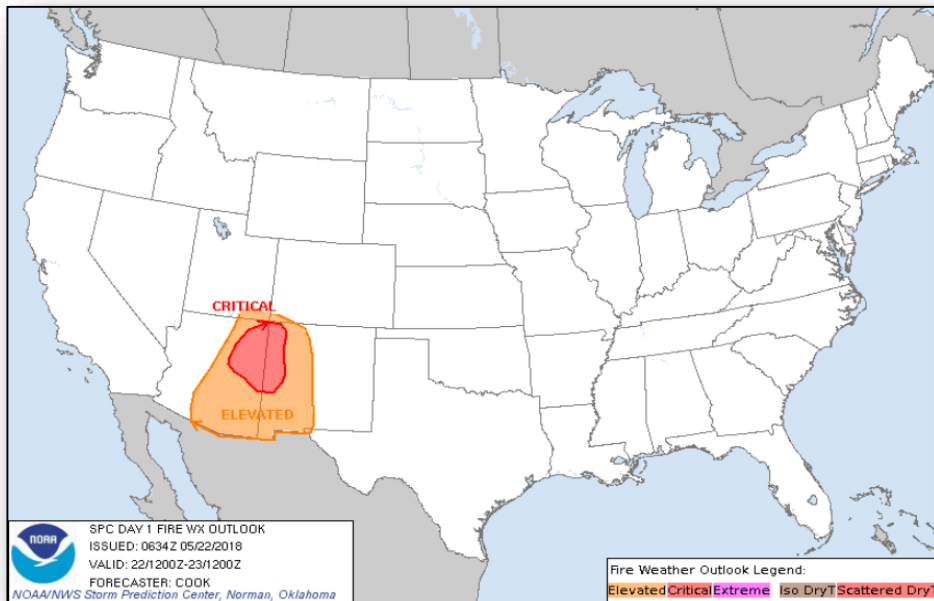
FEMA



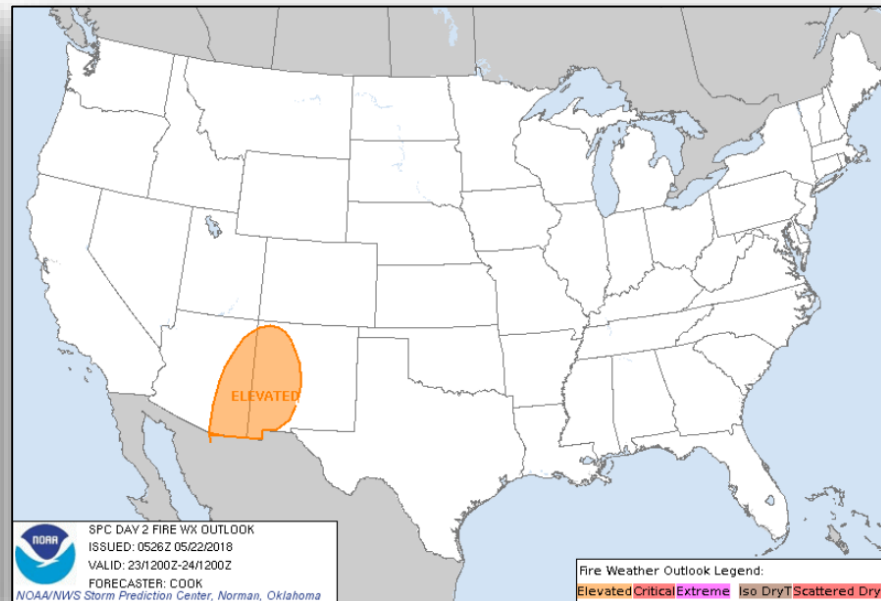
Fire Weather Outlook



FEMA



Tuesday



Wednesday

Dry Thunderstorms



FEMA

- “Dry thunderstorms” used to describe storms that produce little or no rainfall at the ground
- Thunderstorms produce rain just below the cloud base but evaporates prior to reaching the ground – otherwise known as virga
- In many areas, 0.10 inch is a general threshold for determining whether a storm is categorized as “wet” or “dry” during a storm’s life cycle

Potential Impacts:

- When combined with dry vegetation, fire ignitions may occur as a result of cloud-to-ground lightning
- Dry thunderstorms can produce wildland fires, in addition to strong gusty winds that allows new or ongoing fires to spread rapidly



Source: [NWS Albuquerque, NM](#)

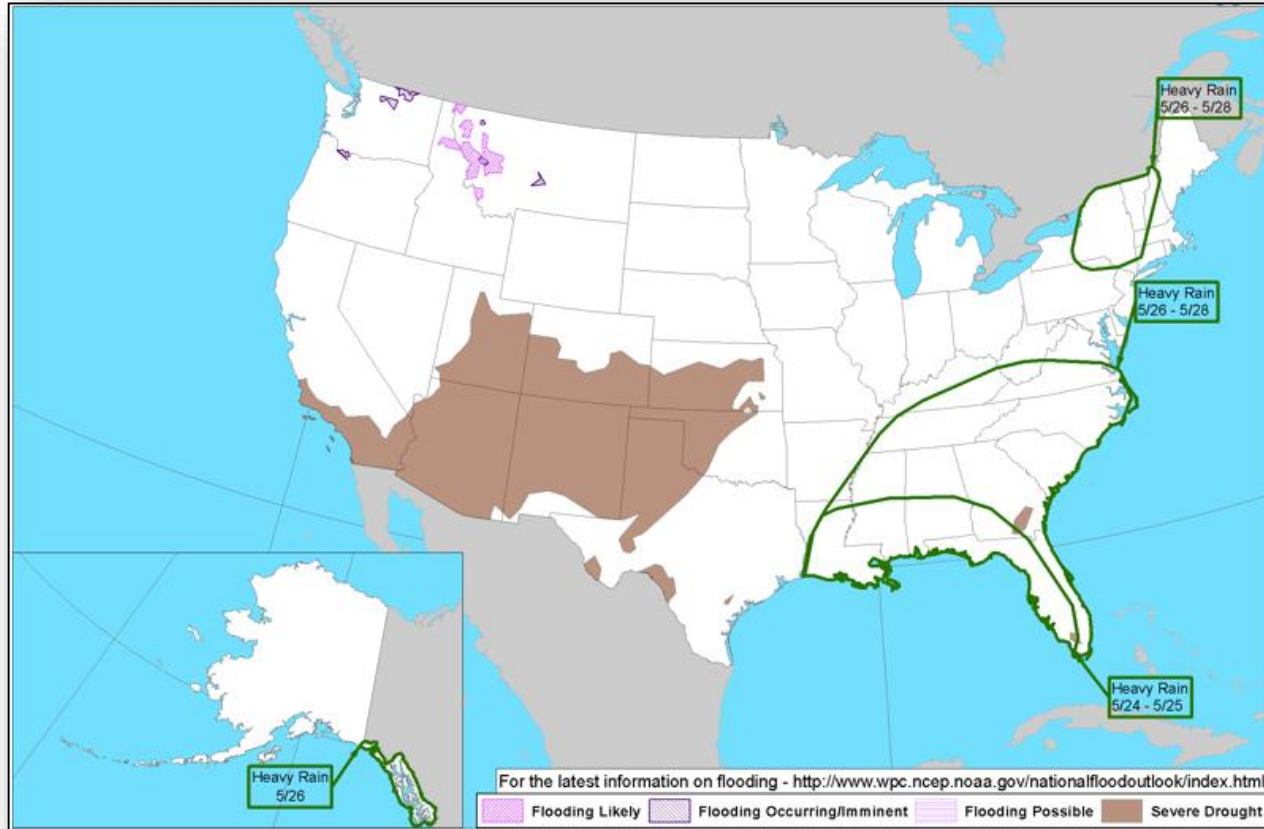


A lightning strike triggered a small grass fire near Pampa. Source: [NWS Amarillo, TX](#)

Hazards Outlook – May 24-28



FEMA





Space Weather



FEMA

	Space Weather Activity	Geomagnetic Storms	Solar Radiation	Radio Blackouts
Past 24 Hours	None	None	None	None
Next 24 Hours	None	None	None	None

For further information on NOAA Space Weather Scales refer to: <http://www.swpc.noaa.gov/noaa-scales-explanation>



Joint Preliminary Damage Assessments



FEMA

Region	State / Location	Event	IA / PA	Number of Counties		Start – End
				Requested	Completed	
I	MA	Snow March 13-14, 2018	IA	0	0	N/A
			PA	5	0	4/25 – TBD
	VT	Heavy Rain and Wind May 4-5, 2018	IA	0	0	N/A
			PA	6	0	5/17 – TBD
	ME	Flooding May 1-7, 2018	IA	0	0	N/A
			PA	1	0	5/22 – TBD
V	IN	Flooding February 14 – March 4, 2018	IA	13	0	5/22 – TBD
			PA	0	0	N/A

Disaster Requests and Declarations



FEMA

Declaration Requests in Process					Requests APPROVED (since last report)	Requests DENIED (since last report)
8	IA	PA	HM	Date Requested	0	0
AK – DR Severe Storm		X	X	January 25, 2018		
ME – DR Severe Storms and Flooding		X	X	March 30, 2018		
NH – DR Severe Storms and Flooding		X	X	April 5, 2018		
MA – DR Severe Winter Storm		X	X	April 30, 2018		
NJ – DR Severe Winter Storm and Snowstorm		X	X	May 7, 2018		
NH – DR Severe Storms and Snowstorms		X	X	May 10, 2018		
LA – DR Severe Storms, Tornadoes, and Straight-line Winds	X		X	May 12, 2018		
NE – DR Severe Winter Storm and Straight-line Winds		X	X	May 16, 2018		

Readiness – Deployable Teams and Assets



Resource	Force Strength	Available	Deployed	Other	Cadres with 25% or Less Availability					
Total Workforce	11,616 ▲	3,721 ▼ 32%	4,544 ▲	3,351	DI 23% (24/105); EHP 9% (34/365); ER 19% (6/32); FL 23% (31/134); HM 21% (207/969); IT 23% (141/617); PA 13% (230/1,834); PLAN 25% (86/340); SAF 22% (12/54); SEC 3% (3/100)					
National IMATs* (1-2 Teams)	East 1:	Deployed Charlie								Field Offices ★ JFOs: 20 DRs: 36 EMs: 2
	East 2:									
West:	B-2									
Regional IMATs (≤ 3 Teams)	Assigned:	13	<div data-bbox="653 431 795 511"> <p>4351-DR-AK JFO: Anchorage, AK 4342-DR-ID JFO: Bothell, WA FCO: Thomas J. Dargan</p> </div> <div data-bbox="653 518 795 600"> <p>4344-DR-CA* 4353-DR-CA JFO: Sacramento, CA FCO: William Roche *R-IX IMAT-1 (JFO)</p> </div> <div data-bbox="666 611 821 660"> <p>4365-DR-HI JFO: Honolulu, HI FCO: Dolph A. Diemont</p> </div> <div data-bbox="569 748 821 846"> <p>4366-DR-HI JFO: TBD FCO: Willie G. Nunn N-IMAT E1 (HI EOC CDA) N-IMAT E2 (Partial) MERS: Bothell</p> </div> <div data-bbox="647 906 821 977"> <p>4357-DR-AS - Closing June 7 JFO: Tafuna, AS FCO: Benigno Bern Ruiz R-IX IMAT-2 (JFO)</p> </div>							
	Available:	3								
	PMC / NMC:	3								
US&R (≥ 66%)	Assigned:	28	<div data-bbox="879 824 1014 873"> <p>4334-DR-IA FCO: Keith D. DuPont 4317-DR-MO 4319-DR-KS 4347-DR-KS FCO: C. Johnson-Cage VJFO: Kansas City, MO</p> </div> <div data-bbox="1033 824 1207 873"> <p>4332-DR-TX - Closing May 31 JFO: Austin, TX FCO: Kevin L. Hannes</p> </div> <div data-bbox="1033 879 1207 928"> <p>4345-DR-LA 4277-DR-LA 3392-EM-LA JFO: Baton Rouge, LA FCO: John E. Long LA Recovery Office Baton Rouge, LA Manager: M. Womack</p> </div> <div data-bbox="1246 802 1381 851"> <p>R6 CNT Air Evac EX MERS: Denton (Kenner)</p> </div> <div data-bbox="1381 835 1526 900"> <p>4362-DR-AL JFO: Anniston, AL FCO: Thomas J. McCool R-IV IMAT-2 (AL EOC)</p> </div> <div data-bbox="1304 906 1497 1021"> <p>4336-DR-PR 4339-DR-PR* JFO: Guaynabo, PR FCO: Michael F. Byrne *R-VI IMAT-1 MERS: Bothell, Denton, Denver, Frederick, Maynard, Thomasville</p> </div>							
	Available:	28								
	PMC / NMC:	0								
MERS (≥ 66%)	Assigned:	36	<div data-bbox="1709 393 1883 491"> <p>4354-DR-ME* 4355-DR-NH* 4356-DR-VT JFO: Manchester, NH FCO: James N. Russo *R-I IMAT (JFO)</p> </div> <div data-bbox="1709 507 1883 556"> <p>4364-DR-NC JFO: Raleigh, NC FCO: Elizabeth Turner</p> </div> <div data-bbox="1709 573 1883 622"> <p>4346-DR-SC 4349-DR-AL - Closing May 24 FCO: Robert D. Samaan</p> </div> <div data-bbox="1709 627 1883 726"> <p>4350-DR-MS 4358-DR-KY* 4361-DR-KY* FCO: Manny J. Toro VJFO: Atlanta, GA (R-IV HQ) *R-IV IMAT-1 (KY EOC)</p> </div> <div data-bbox="1709 737 1883 786"> <p>4338-DR-GA JFO: Atlanta, GA (DC Atlanta) FCO: Thomas J. McCool</p> </div> <div data-bbox="1709 802 1883 851"> <p>3395-EM-FL 4337-DR-FL 4341-DR-STOF JFO: Orlando, FL FCO: Allan Jarvis</p> </div>							
	Available:	32 (-2)								
	NMC:	0								
FCO (≤ 1 Type I)	Assigned:	33	<div data-bbox="569 993 801 1021"> <p>As of 3:00 a.m. EDT May 22, 2018</p> </div>							
	Available:	4								
	PMC / NMC:	2								
FDRC (≥ 3)	Assigned:	14	<div data-bbox="1748 911 1883 977"> <p>4335-DR-USVI 4340-DR-USVI JFO: St. Croix, USVI FCO: William L. Vogel</p> </div>							
	Available:	3								
	PMC / NMC:	2								
Deployed:		9								

* **B-2 Status:** Assemble ≤ 2-hrs, On Site ≤ 18-hrs; **B-48 Status:** Assemble and deploy ≤ 48hrs; **Charlie Status:** No team assemble time requirement

FEMA Readiness – Activation Teams



Status		Activated Team	Activation Level	Activation Times	Reason / Comments
NWC (5 Teams)	Steady State				
NRCC (2 Teams)	Available				
HLT (1 Team)	Available				
RWC/MOCs (10 Regions)	Steady State				
RRCCs (10 Regions)	Available				

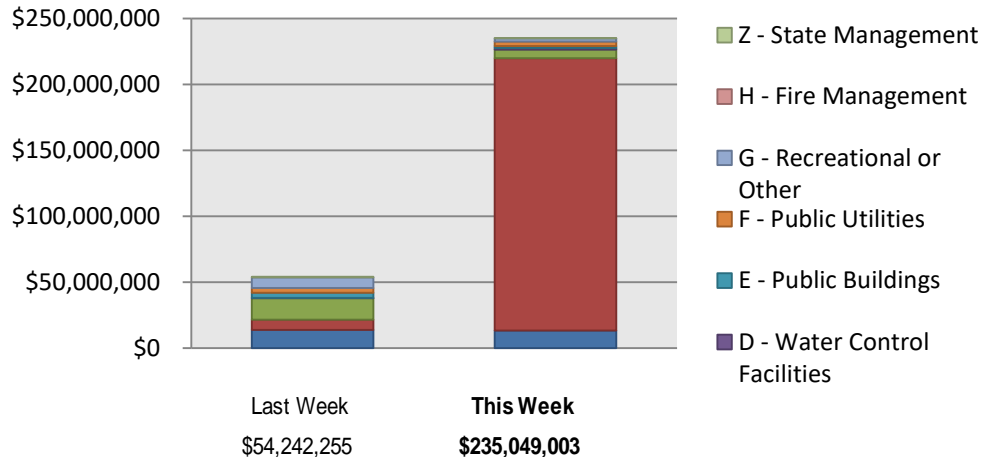
Backup Regions: VI, II, & VIII

Public Assistance Grant Program

PA Project Worksheets Obligated in past week as of 5/21/18 at 1500 EDT										
PA Category	Emergency Work		Permanent Work					H - Fire Management	Z - State Management	Total
	A - Debris Removal	B - Protective Measures	C - Roads & Bridges	D - Water Control Facilities	E - Public Buildings	F - Public Utilities	G - Recreational or Other			
Number Of PWs Obligated	88	117	85	10	55	31	31	0	15	432
Federal Share Obligated	\$13,525,693.08	\$206,376,535.49	\$6,582,491.09	\$1,156,638.00	\$1,536,988.71	\$3,238,116.44	\$2,517,913.34	\$0.00	\$114,626.67	\$235,049,002.82

Public Assistance Obligated per Category

In the Past 2 Weeks – 5/7/2018 through 5/21/2018



This weeks PA Highlights

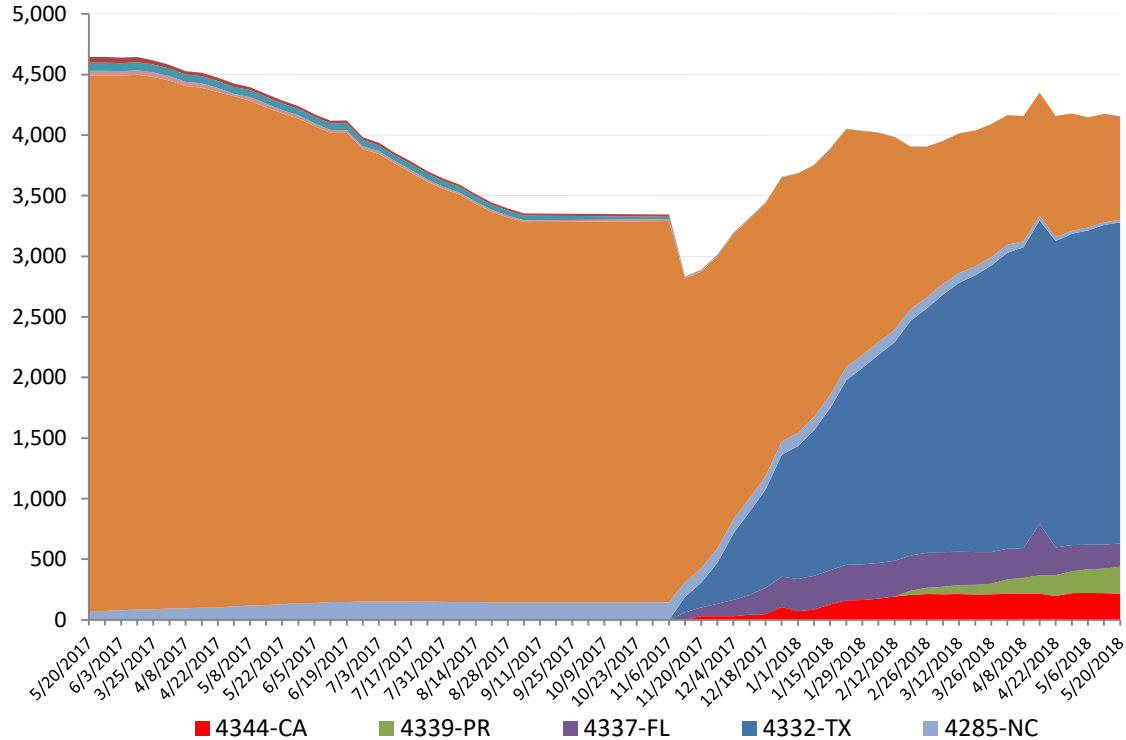
- Over \$187.5 Million was obligated to Protective Measures for the Virgin Islands.
- Over \$2.3 Million was obligated to Roads and Bridges for California.
- Over \$8 Million was obligated to Debris Removal for Puerto Rico.
- Over \$789 Thousand was obligated to Public Utilities for Mississippi

Direct Housing

Total Households in FEMA Direct Housing per State

Past Year per Week, 5/20/2017 – 5/20/2018

There are currently **4,198** Households Occupying **4,198** Temporary Units



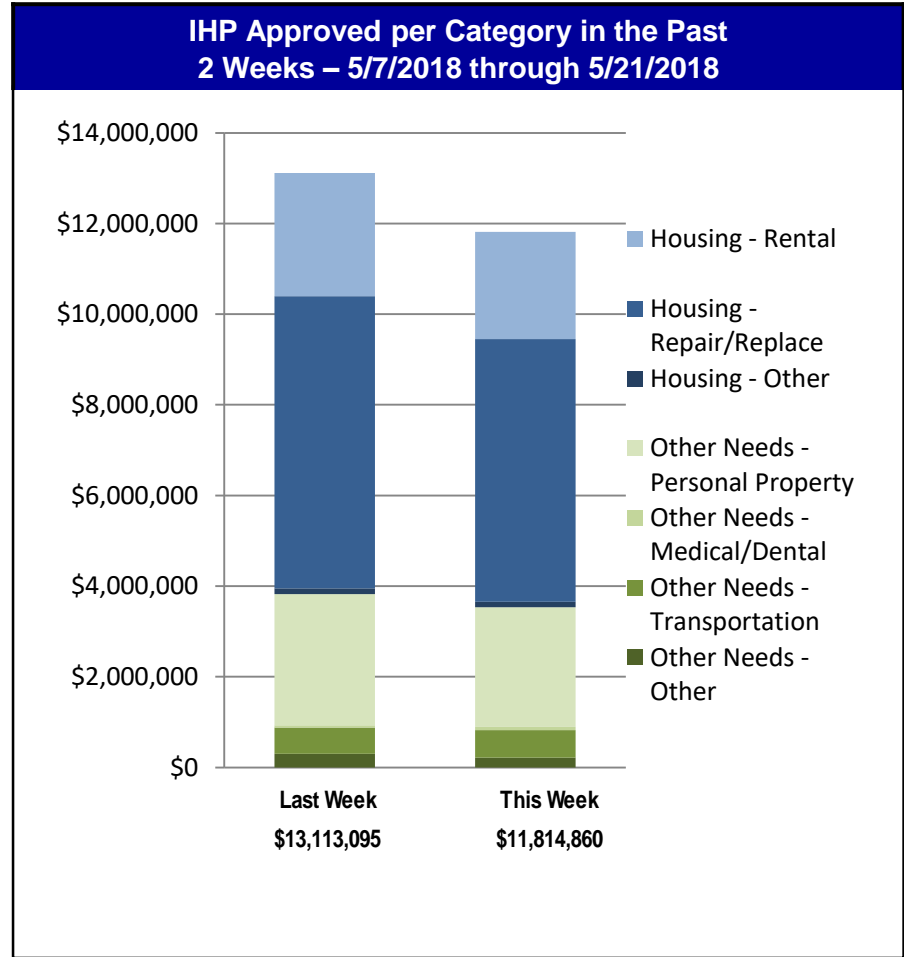
DR	IA Declaration Date	Program End Date	Current # of Households in Direct Housing (Weekly Change)
4339-PR	9/10/2017	3/20/2019	221 (+18)
4266-TX	3/19/2016	9/19/2017	0 (0)
4277-LA	8/14/2016	2/14/2018	851 (-42)
4285-NC	10/10/2016	4/10/2018	22 (0)
4332-TX	8/25/2017	2/25/2018	2,649 (+11)
4337-FL	9/10/2017	3/10/2018	192 (-6)
4344-CA	10/10/2017	4/10/2018	217 (-3)



States with Currently Occupied Units

Individual Assistance Activity

	Individuals and Households Program Activity As Of: 5/21/18				
	In Past 7 Days		Cumulative		
	Applicants Approved	Amount Approved	Applicants Approved	Amount Approved	
	4336-PR	Declared 09-10-2017	End Of Reg Period 06-18-2018		
Open Registration Period	Housing Assistance	0	\$0.00	1,012	\$6,583,768.60
	Other Needs Assistance	0	\$0.00	1,018	\$1,643,657.47
	Total IHP		\$0.00		\$8,227,426.07
	Average IHP				\$5,481
	Total Max Grants				150
	4339-PR	Declared 09-20-2017	End Of Reg Period 06-18-2018		
Open Registration Period	Housing Assistance	1,237	\$4,062,720.71	211,668	\$640,106,171.23
	Other Needs Assistance	1,579	\$2,099,683.17	378,375	\$514,260,758.83
	Total IHP		\$6,162,403.88		\$1,154,366,930.06
	Average IHP				\$2,535
	Total Max Grants				3169
	4362-AL	Declared 04-26-2018	End Of Reg Period 06-25-2018		
Open Registration Period	Housing Assistance	27	\$101,040.07	175	\$442,964.70
	Other Needs Assistance	12	\$30,704.80	80	\$135,050.39
	Total IHP		\$131,744.87		\$578,015.09
	Average IHP				\$2,995
	Total Max Grants				3
	4363-IN	Declared 05-04-2018	End Of Reg Period 07-05-2018		
Open Registration Period	Housing Assistance	245	\$846,897.81	392	\$1,413,463.85
	Other Needs Assistance	71	\$89,177.40	116	\$156,347.63
	Total IHP		\$936,075.21		\$1,569,811.48
	Average IHP				\$3,685
	Total Max Grants				0
	4364-NC	Declared 05-08-2018	End Of Reg Period 07-09-2018		
Open Registration Period	Housing Assistance	44	\$124,983.46	77	\$217,632.23
	Other Needs Assistance	40	\$74,264.24	62	\$140,623.75
	Total IHP		\$199,247.70		\$358,255.98
	Average IHP				\$3,547
	Total Max Grants				0
Other IHP Active	11 Declarations IHP Programmatically Open - Closed Registration *				
	Housing Assistance	848	\$3,145,415.95		
	Other Needs Assistance	750	\$1,239,972.73		
	Total IHP		\$4,385,388.68		
	Total IHP Approved in Past Week		\$11,814,860.34		





FEMA

FEMA's mission is helping people before, during, and after disasters.