

The Disaster Center is dedicated to the idea that disaster mitigation is cost effective and individuals pursuing their own interest are the greatest potential force for disaster reduction.

Please consider making a small donation to the Disaster Center



When disaster mitigation is cost effective, we are on the road to bringing disasters to an end.



# **FEMA**

## **Daily Operations Briefing**

**Thursday, May 25, 2017**

**8:30 a.m. EDT**

# Significant Activity – May 24-25



FEMA

**Significant Events:** None

**Significant Weather:**

- Severe Thunderstorms – Across parts of the Northern/Central High Plains and Mid-Atlantic
- Heavy Rain and Thunderstorms – Far Northern High Plains and Northern Upper Midwest to the Northern Great Lakes
- Critical Fire Weather – AZ, CO, NM, TX, and UT
- Space Weather:
  - Past 24 hours: None observed
  - Next 24 hours: None predicted

**Tropical Activity:** No activity affecting U.S. interests

**Earthquake Activity:** No significant activity

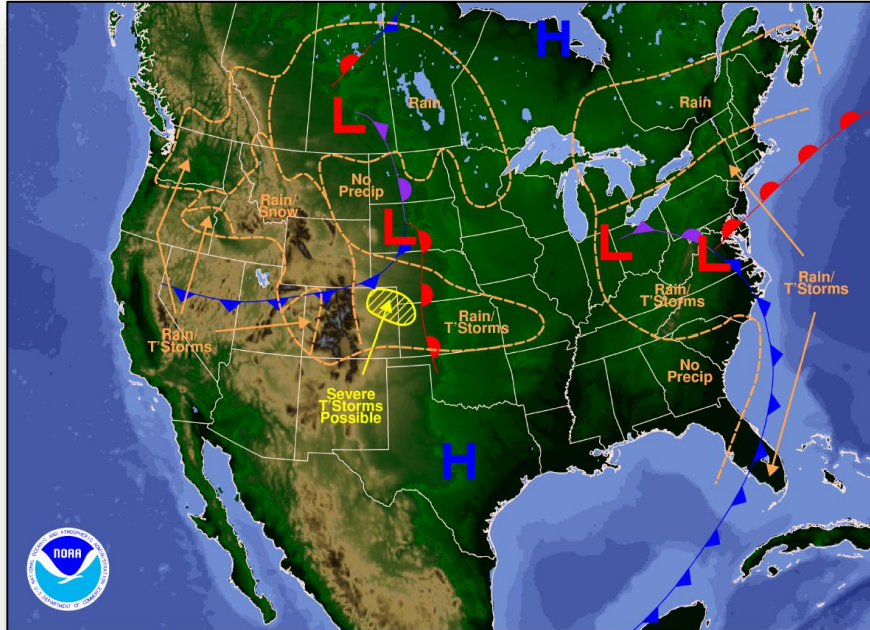
**Declaration Activity:**

- Major Disaster Declaration requested – Missouri
- Amendment No. 1 to FEMA-4309-DR-WA

# National Weather Forecast

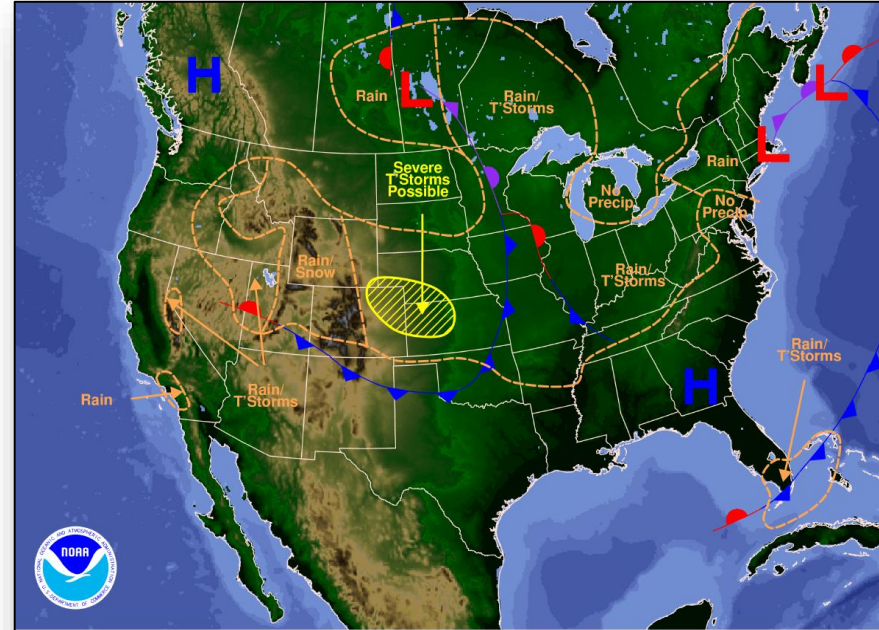


FEMA



Weather Forecast for Thu, May 25, 2017, issued 4:43 AM EDT  
DOC/NOAA/NWS/NCEP/Weather Prediction Center  
Prepared by McCreynolds based on WPC, SPC and NHC forecasts

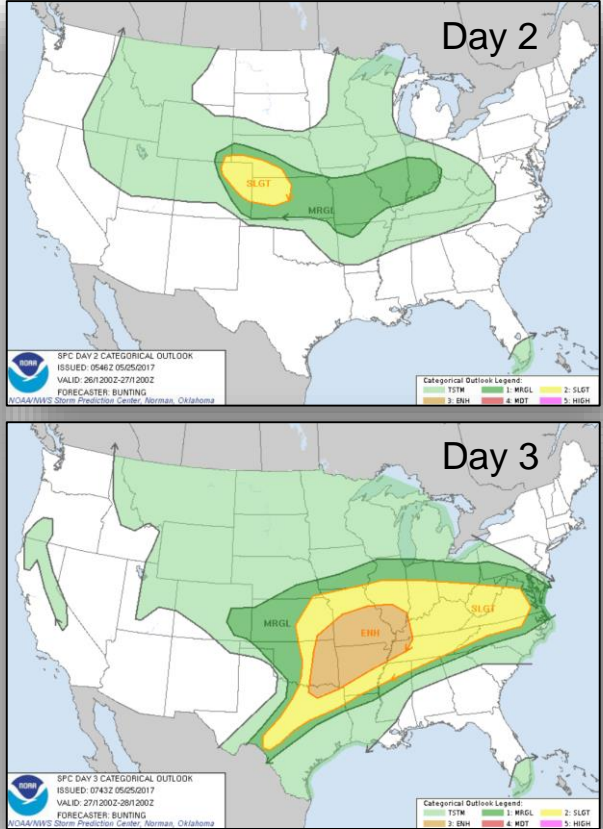
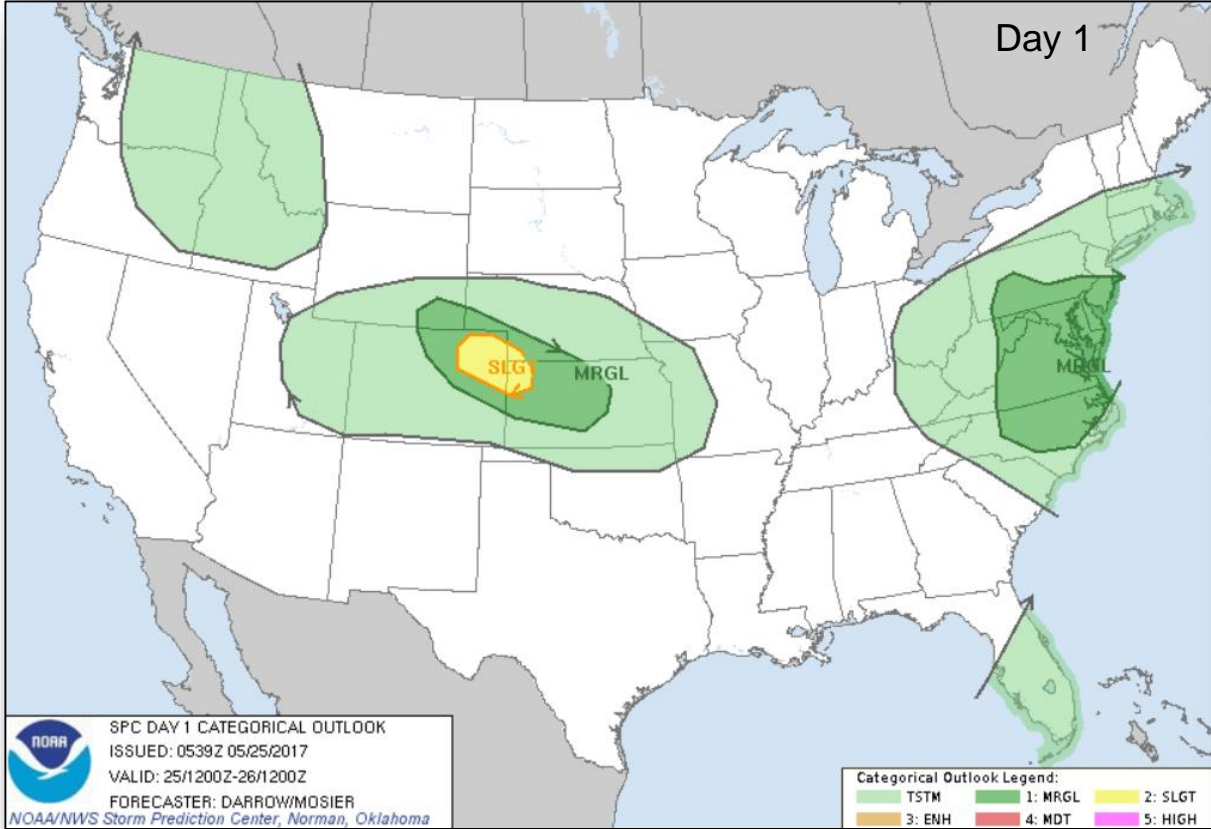
*Today*



Weather Forecast for Fri, May 26, 2017, issued 4:17 AM EDT Thu, May 25, 2017  
DOC/NOAA/NWS/NCEP/Weather Prediction Center  
Prepared by McCreynolds based on WPC, SPC and NHC forecasts

*Tomorrow*

# Severe Weather Outlook – Days 1-3

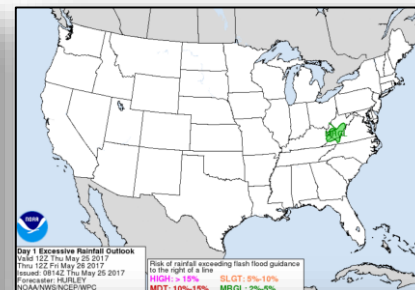
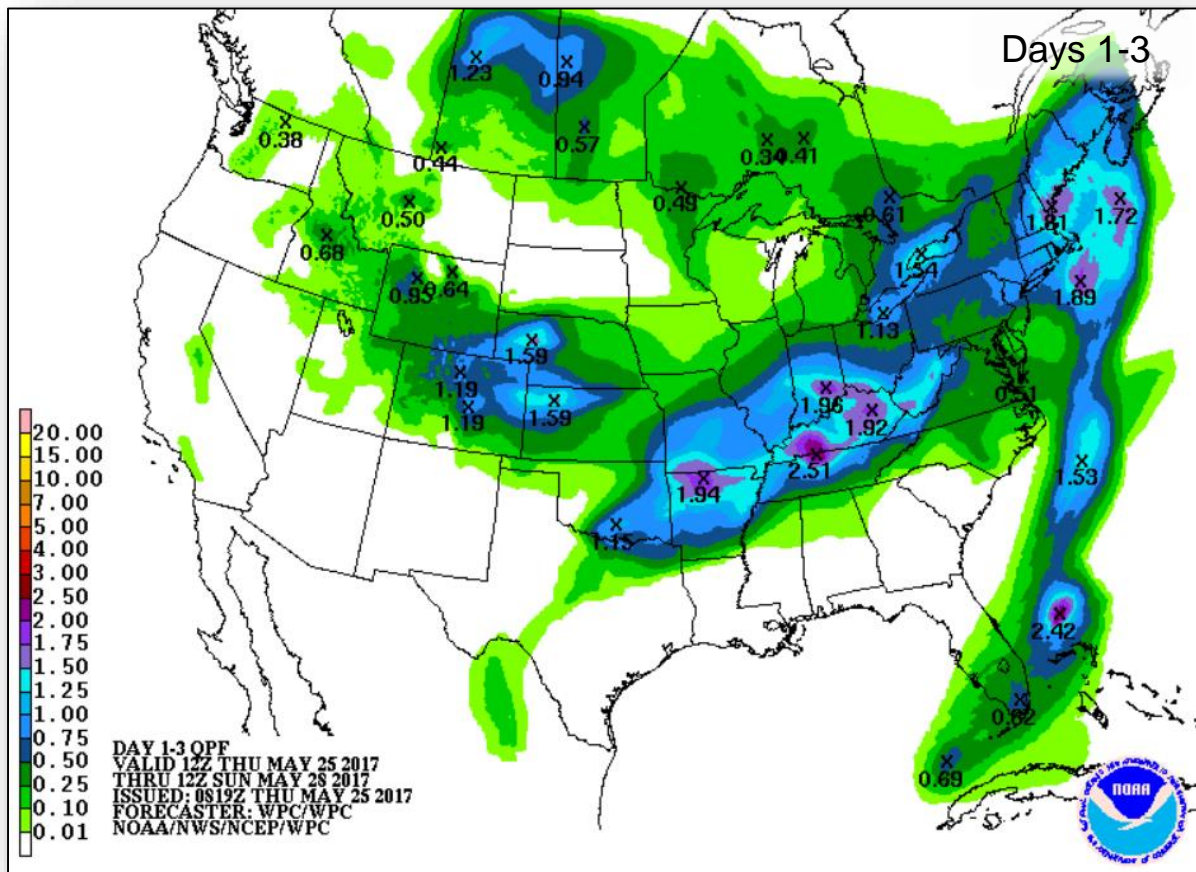




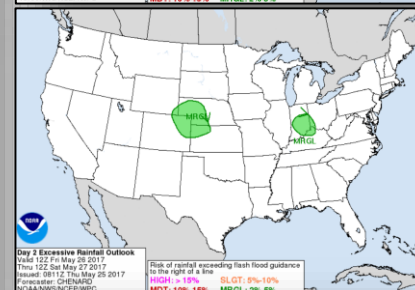
# Precipitation Forecast / Flash Flood Risk



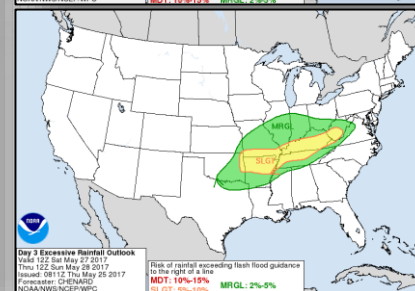
FEMA



Day 1



Day 2



Day 3

# Fire Weather Outlook



FEMA



*Today*

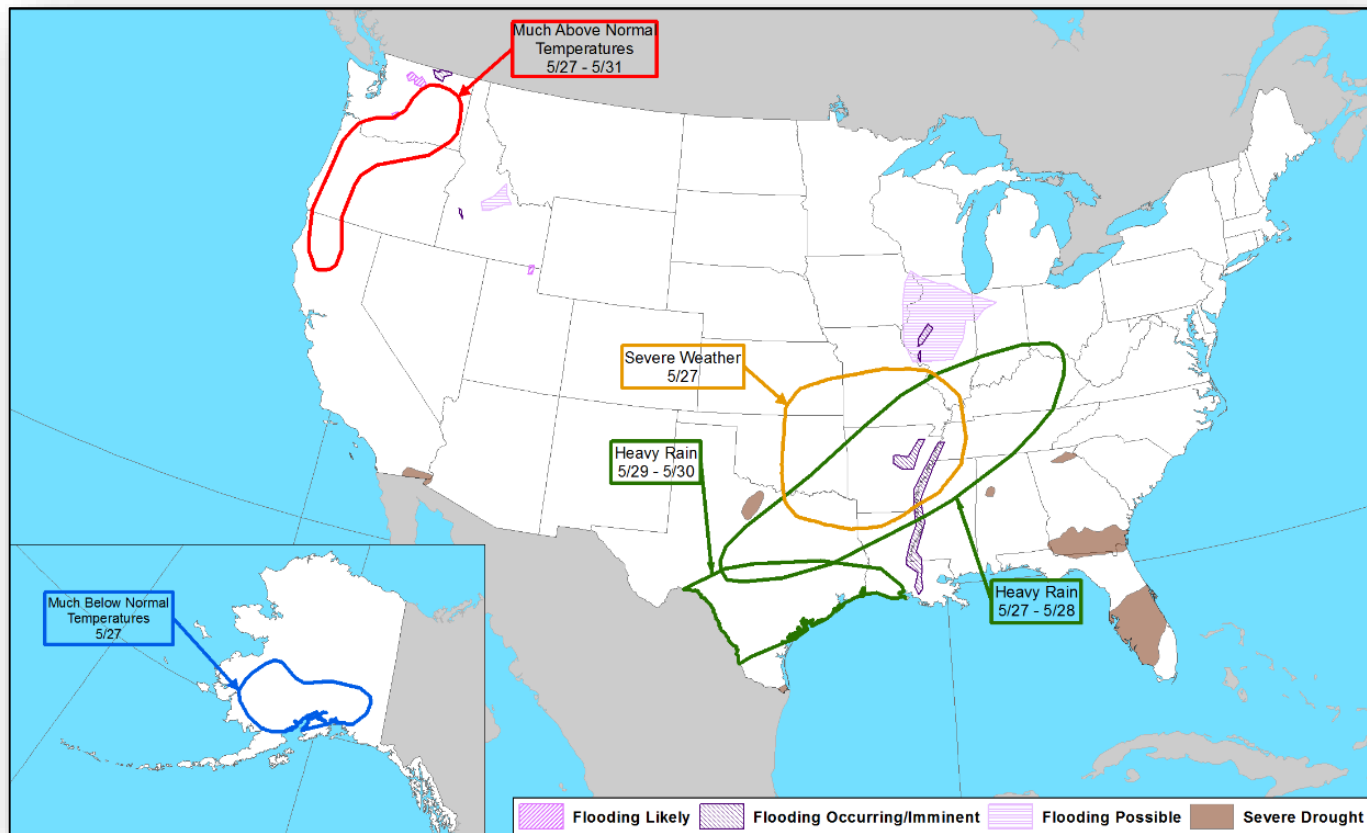


*Tomorrow*

# Hazards Outlook – May 27-31



FEMA







# Space Weather



FEMA

	Space Weather Activity	Geomagnetic Storms	Solar Radiation	Radio Blackouts
Past 24 Hours	None	None	None	None
Next 24 Hours	None	None	None	None
For further information on NOAA Space Weather Scales refer to <a href="http://www.swpc.noaa.gov/noaa-scales-explanation">http://www.swpc.noaa.gov/noaa-scales-explanation</a>				



# Wildfire Summary



Fire Name (County)	FMAG # (Approved Date)	Acres Burned	Percent Contained	Evacuations (Residents)	Structures			Fatalities / Injuries
					Threatened	Damaged	Destroyed	
Washington (1)								
Spromberg (Chelan) (Final)	5182-FM-WA May 23, 2017	40+	51%	Mandatory	168	0	0	0 / 0

# Joint Preliminary Damage Assessments



FEMA

Region	State / Location	Event	IA/PA	Number of Counties		Start – End
				Requested	Completed	
VI	Arkansas	Severe Storms, Tornadoes, and Flooding April 28, 2017 and continuing	IA	21	21	May 10-18
			PA	30	25	May 15 – TBD
	Oklahoma	Tornadoes, Straight-line Winds, Flooding, and Severe Storms May 16, 2017	IA	3	2	May 24 – TBD
			PA	0	0	N/A
VIII	North Dakota	Spring Flooding Feb 17 – April 29, 2017	IA	0	0	NA
			PA	10+1 tribe*	0	May 23 – TBD

\* Includes 1 PA PDA for the Turtle Mountain Tribe

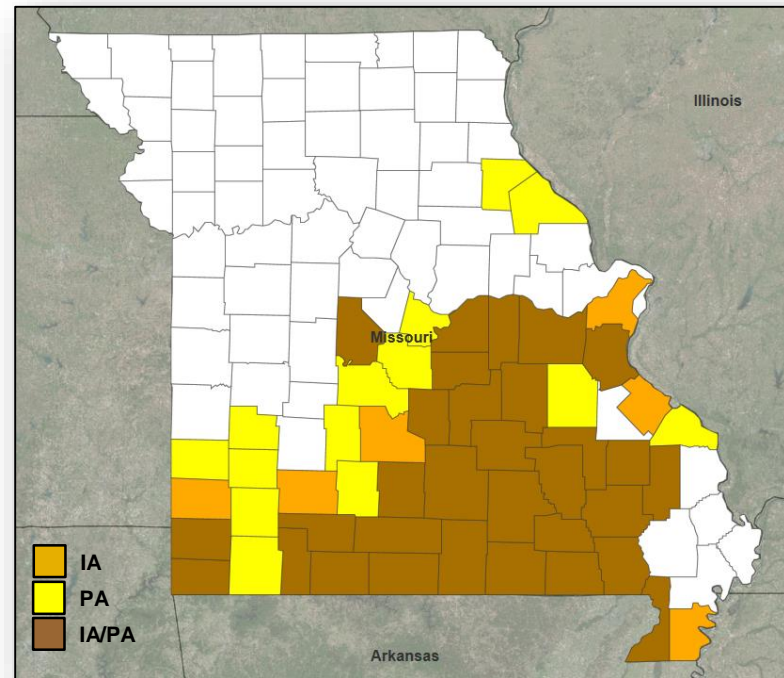
# Declaration Request



FEMA

## Missouri

- Governor requested a Major Disaster Declaration on May 24, 2017
- For severe storms and flooding that occurred April 28 – May 11, 2017
- Requesting:
  - Individual Assistance only for 6 counties
  - Public Assistance only for 14 counties
  - Both Individual and Public Assistance for 31 counties
  - Hazard Mitigation statewide



# Disaster Requests & Declarations



FEMA

Declaration Requests in Process		Requests APPROVED (since last report)	Requests DENIED (since last report)
3	Date Requested	0	0
NH – DR Severe Winter Storm	May 11, 2017		
OK – DR Flooding, Straight-line Winds, Tornadoes, Severe Storms, and Snow	May 16, 2017		
MO – DR Severe Storms, Tornadoes, Straight-line Winds, and Flooding	May 24, 2017		



# Disaster Amendments

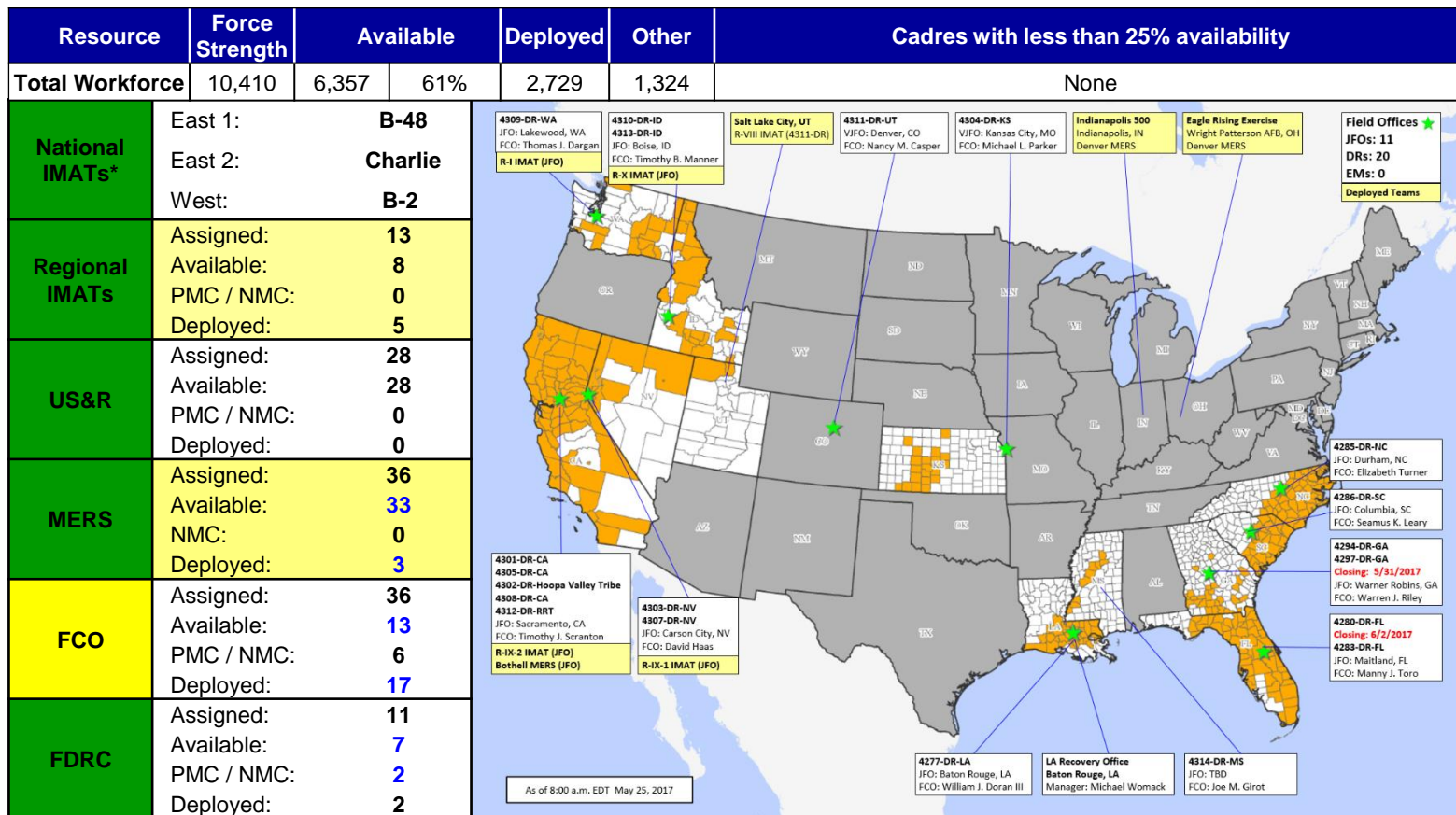


Amendment	Effective Date	Action
Amendment No. 1 to FEMA-4309-DR-WA	May 24, 2017	Adds 2 counties for Public Assistance

# Readiness – Deployable Teams and Assets



FEMA



\***B-2 Status:** Assemble ≤ 2-hrs, On Site ≤ 18-hrs; **B-48 Status:** Assemble and deploy ≤ 48hrs; **Charlie Status:** No team assemble time requirement

# Readiness – Activation Teams



FEMA

Resource	Status	Total	Status	Activated Team	Activation Level	Activation Times	Reason/Comments
NWC		5	Not Activated				
NRCC		2	Not Activated				NRCS Gold Team – May primary
HLT		1	Not Activated				Deactivated for the season
RWCs/MOCs		10	Not Activated				
RRCCs		10	Not Activated				

Back-up Regions (May 22-28): **II, III, and V**

# Common Operating Picture

FEMA-4285-DR-NC

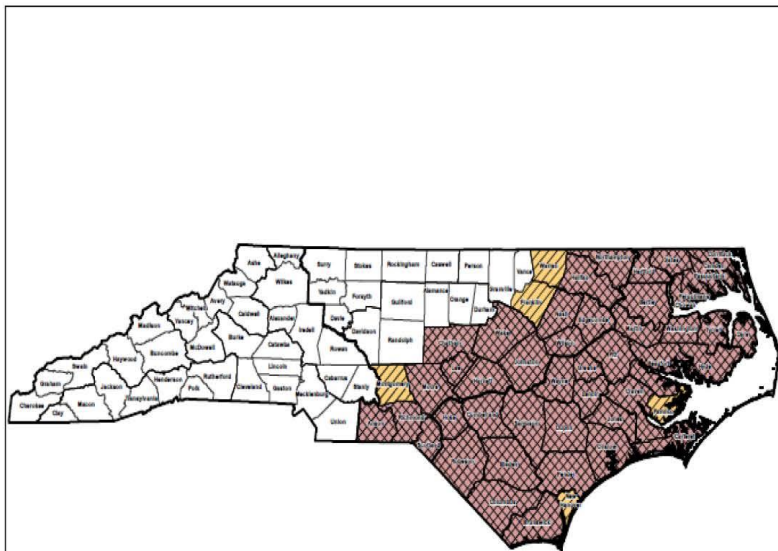
Declared: 10/10/2016 Incident Period: 10/04/2016 to 10/24/2016

05/25/2017 (Day 227)

## Incident Map & Amendments

### FEMA-4285-DR-NC, Designated Counties Map

Incident: Hurricane Matthew



Data Layer / Map Description:  
This map details the designated  
counties for the state of North  
Carolina

#### Legend

##### County Designation

- PA Cat A-G
- IA, PA Cat A-G
- No Designation
- Branch
- State Area

Data Sources:  
FEMA, ESRI  
Coordinate System: GCS WGS 1984  
Datum: WGS 1984  
Units: Degree

Date: 1/25/2017

10/10/16	A Major Disaster Declaration was issued for 10 counties for IA and 31 counties for Public Assistance (PA) Categories A & B and Hazard Mitigation Statewide
10/11/16	Amendment #1: 3 Counties for IA and 1 County for IA & PA (A & B)
10/12/16	Amendment #2: 1 County for IA and 2 Counties for IA & PA (A & B)
10/13/16	Amendment #3: 2 Counties for IA and 1 County for IA & PA (A & B)
10/13/16	Amendment #4: 2 Counties for IA and 1 County for IA & PA (A & B)
10/17/16	Amendment #5: 2 Counties for IA and 1 County for IA & PA (A & B)
10/17/16	Amendment #6: 1 County for IA
10/19/16	Amendment #7: 1 County for IA
10/24/16	Amendment #8: 3 Counties for IA & PA (A & B)
10/25/16	Amendment #9: 4 Counties for IA and 1 County for PA (A & B)
10/31/16	Amendment #10: 1 County for IA and 1 County for IA & PA (A & B)
11/01/16	Amendment #11: 1 County for IA
11/03/16	Amendment #12: 5 Counties for IA & PA (A& B) and 2 Counties for IA
11/10/16	Amendment #13: 1 County for PA (A & B) and 12 Counties for PA (C-G)
11/03/16	Amendment #14: 7 Counties for IA and 5 Counties for PA (A & B), and closes the Incident Period effective 10/24/2016
11/21/16	Amendment #15: 1 County for PA (A-G), 35 Counties for PA (C-G)
12/23/16	Amendment #16: 1 County for PA (A-G)

# Common Operating Picture

FEMA-4285-DR-NC

Declared: 10/10/2016 Incident Period: 10/04/2016 to 10/24/2016

05/25/2017 (Day 227)

## LINES OF EFFORT

- **Individual Assistance**
  - Transitional Sheltering Assistance – cumulative households: 3,101/ current households: 93
  - Direct Housing Mission – approved: 161/ completed: 147
  - Long Term Recovery Groups – Voluntary Organizations
- **Public Assistance**
- **Hazard Mitigation**
  - Integrations efforts
  - Letters of Intent
  - Community Education Outreach
  - Insurance Agent Outreach
- **Hurricane Matthew Disaster Recovery and Resilience Initiative**
  - State Priorities**
    - Housing
    - Economic development
    - Infrastructure
- **Princeville**



# Common Operating Picture

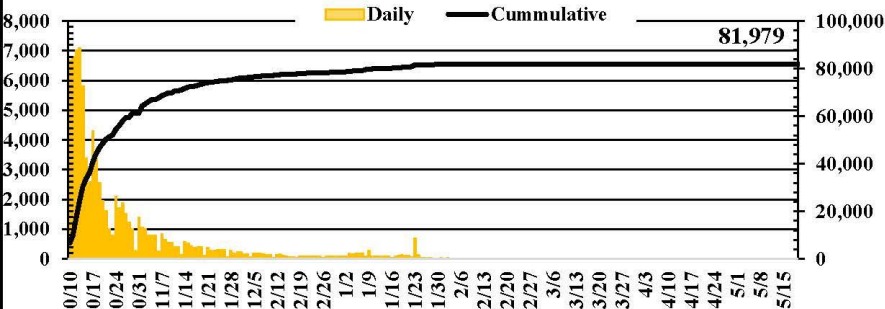
FEMA-4285-DR-NC

Declared: 10/10/2016 Incident Period: 10/04/2016 to 10/24/2016

05/25/2017 (Day 227)

## INDIVIDUAL ASSISTANCE

**IA Registration Chart**  
End of Registration period 01/23/2017



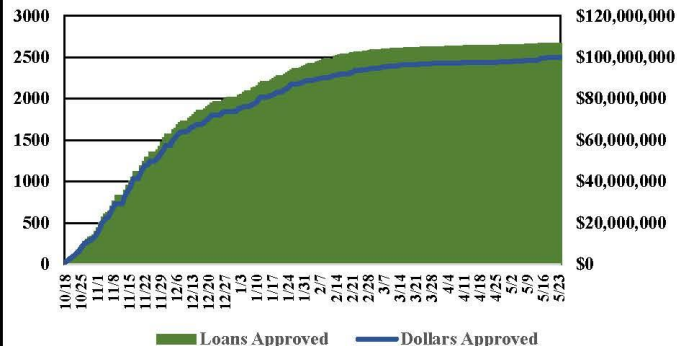
### IA Summary

Total Registrations (Designated Counties)	81,499	IHP Eligibility Rate (source: NPSC/ indicates eligible vs referred)	42.6%
<b>Individuals and Households Program (IHP)</b>		<b>Housing Assistance (HA)</b>	
Total Approved for IHP	28,974	Total Approved for HA	19,194
IHP Disbursed	\$98,717,257	HA Disbursed	\$68,716,957
<b>Max Awards</b>		<b>Other Needs Assistance (ONA)</b>	
Max Awards Total	172	Total Approved for ONA	17,989
Max Awards Disbursed	\$5,729,100	ONA Disbursed	\$30,000,305
Inspections Completed = 62,663 (99.98%)			

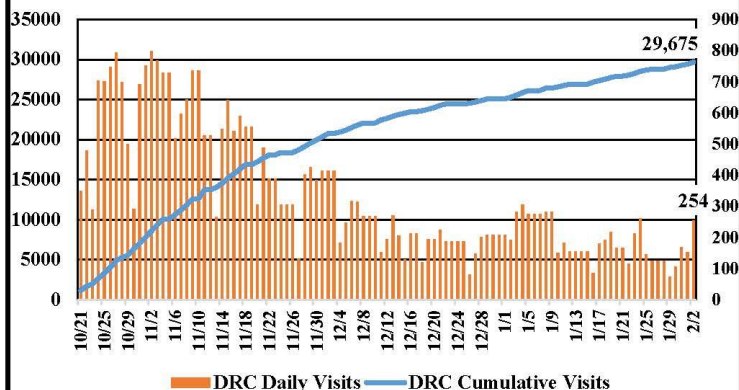
**“NOTE: This report has many data points that exist in other IA Corporate Reports. We ask that you do not compare these to other reports due to refresh times and environments that these data points originate from.”**

### SBA Loans Approved

Total Loans: 2,667/ Loan Amounts \$99,937,400



### DRC Visits- all DRCs closed as of 02/02/2017



### DSA Summary (Mission completed on 02/02/2017)

Total Current Deployed Staff: 0  
Cumulative: 222 Staff

Survivor Interactions	44,079
Survivor Registrations	3,151
Whole Community Referrals	4,577
Case Updates	658
Private Sector Visits	2,418

# Common Operating Picture

FEMA-4285-DR-NC

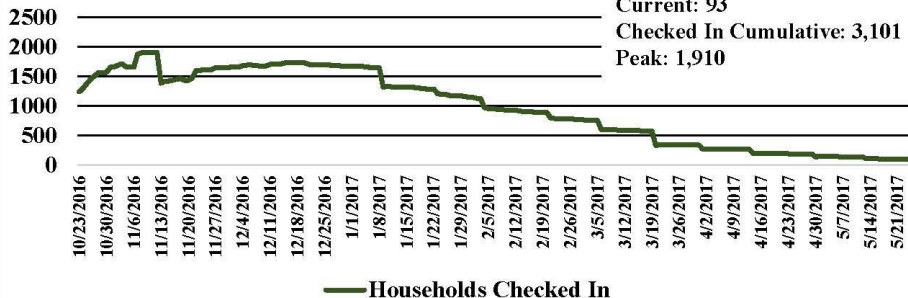
Declared: 10/10/2016 Incident Period: 10/04/2016 to 10/24/2016

05/25/2017 (Day 227)

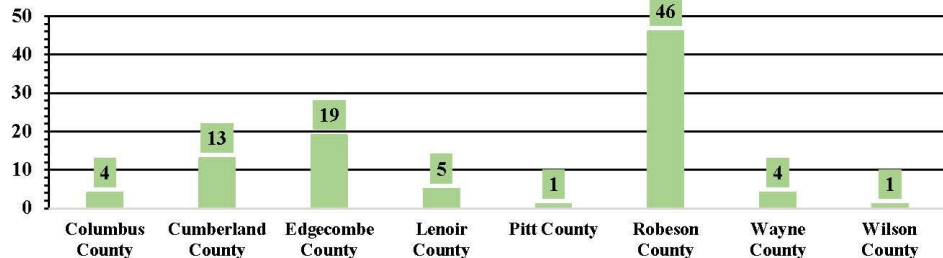
## TRANSITIONAL SHELTER ASSISTANCE/ DIRECT HOUSING

Households Checked In

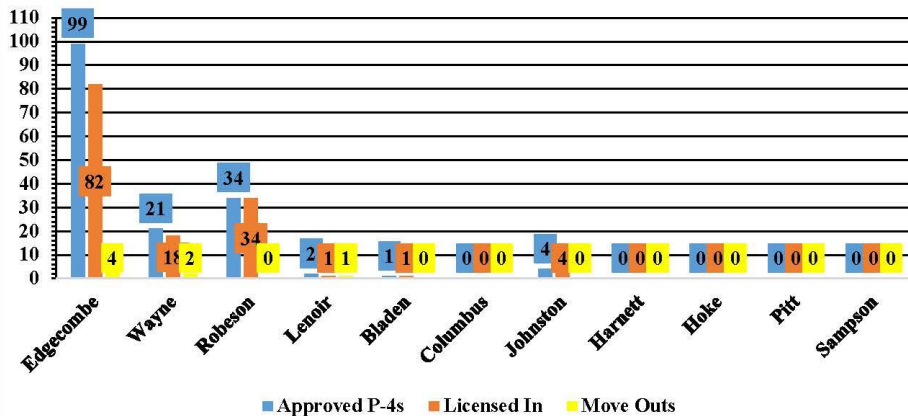
Current: 93  
Checked In Cumulative: 3,101  
Peak: 1,910



TSA Households Checked in by County



Eligible Households for Direct Housing by County



DIRECT HOUSING

County	Total PPI	Referred to JFO	Changed P-Code*	P4 Approved	Licensed-In	Move Out
Edgecombe	257	150	51	99	82	4
Wayne	151	42	21	21	18	2
Robeson	238	80	46	34	34	0
Lenoir	35	9	7	2	1	1
Bladen	39	5	4	1	1	0
Columbus	55	10	10	0	0	0
Johnston	38	7	3	4	4	0
Harnett	13	3	3	0	0	0
Hoke	5	0	0	0	0	0
Pitt	20	4	4	0	0	0
Sampson	30	4	4	0	0	0
<b>Totals:</b>	<b>881</b>	<b>314</b>	<b>153</b>	<b>161</b>	<b>140</b>	<b>7</b>

IN PROGRESS

LICENSE-IN COMPLETE

- Changed P-code as result of applicant(s) returning to repaired dwelling, locating another resource, or not requiring MHU, etc.
- 147 Total housed: Currently 140 licensed in and 7 households moved out

# Common Operating Picture

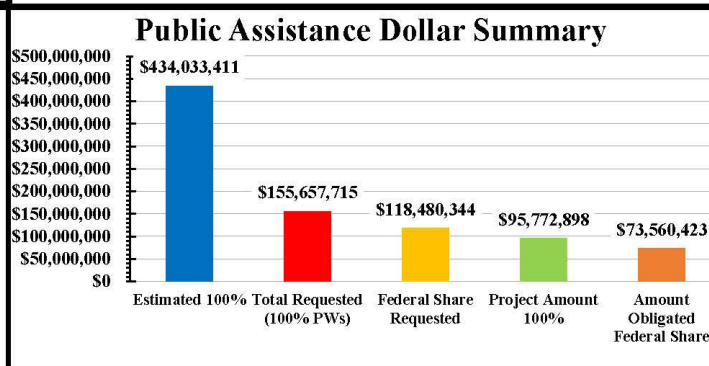
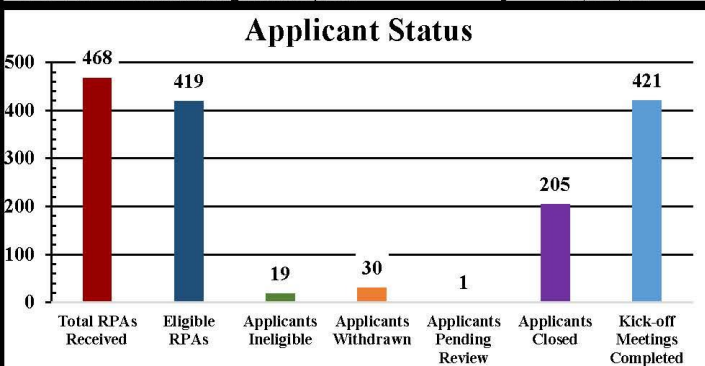
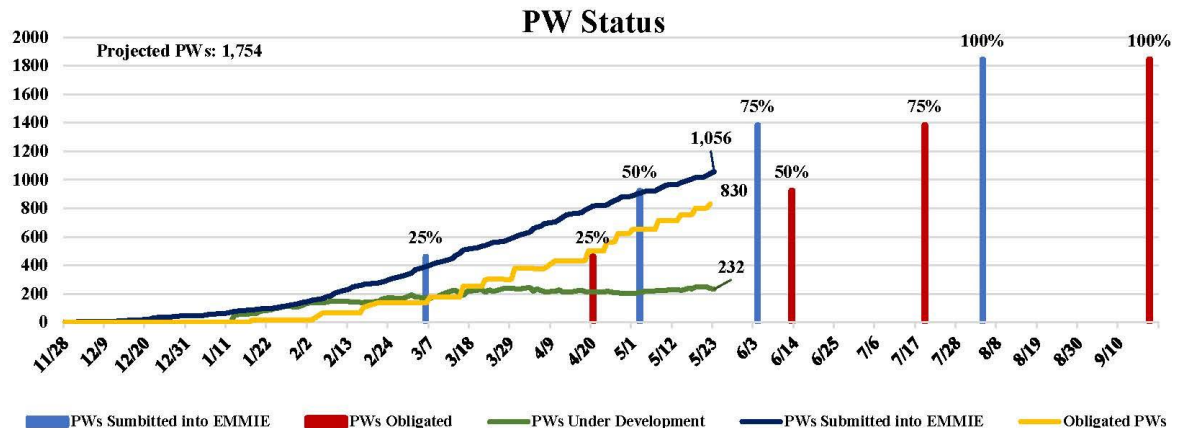
FEMA-4285-DR-NC

Declared: 10/10/2016 Incident Period: 10/04/2016 to 10/24/2016

05/25/2017 (Day 227)

## PUBLIC ASSISTANCE

Requests for Public Assistance (RPA)	
Total RPAs Received	468
Eligible RPAs	419
Applicants Ineligible	19
Applicants Withdrawn	30
Applicants Pending Review	1
Applicants Closed	205
Project Worksheets (PWs)	
PWs Initially Identified	2,111
Combined / Deleted PWs	357
Total Projected PWs	1,754
PWs Under Development	232
PWs Submitted into EMMIE	1,056 (60%)
PWs to be Written	466
Obligated PWs	830 (47%)
Federal Share Obligated	\$73,560,423
# 406 Mitigation proposal PWs in EMMIE	67
Total \$\$\$ 406 Hazard Mitigation Proposal	\$2,587,429



PA Projected Milestones	
03/06/2017	25% PWs submitted into EMMIE
05/05/2017	50% PWs submitted into EMMIE
06/04/2017	75% PWs Submitted into EMMIE
08/04/2017	100% PWs submitted into EMMIE
04/20/2017	25% PWs obligated
06/13/2017	50% PWs obligated
07/19/2017	75% PWs obligated
09/18/2017	100% PWs obligated

# Common Operating Picture

FEMA-4285-DR-NC

Declared: 10/10/2016 Incident Period: 10/04/2016 to 10/24/2016

05/25/2017 (Day 227)

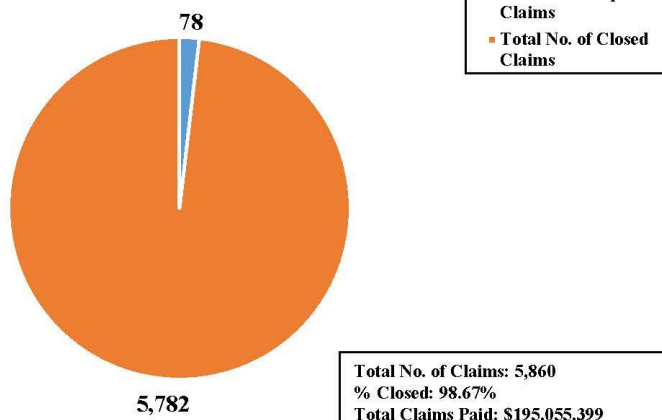
## HAZARD MITIGATION

### National Flood Insurance Program Claims\*

Total No. of Claims	5,860
No. of Claims Closed with Payment	4,812
No. of Claims Closed without Payment	970
Total No. of Closed Claims	5,782
% Closed	98.67%
Total Paid on All Claims	\$195,055,399

\*As of 05/17/2017.

### NFIP Claims



The FEMA Hazard Mitigation Grant Program (6-month lock-in) is \$85.5 Million federal share (State share is \$28.5 Million)

Total amount: \$114,024,643

- 2,600 HMGP Letters of Intent were received
  - State application prioritization process is ongoing; finalization expected 05/31/17.

FEMA 406 Hazard Mitigation Program staff have entered 67 Hazard Mitigation Proposals (HMPs) into EMMIE totaling \$2,587,429; protecting \$6,971,634 from potential future damages:

- 42 of the 67 have been awarded for \$724,558
- 57 additional HMPs are currently being worked



# Common Operating Picture

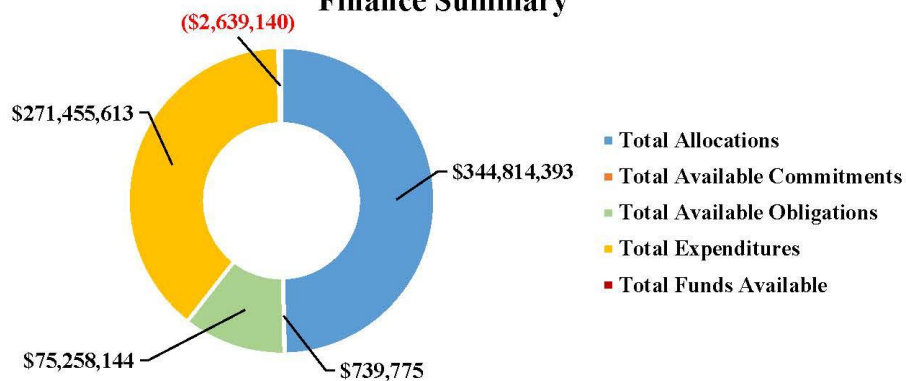
FEMA-4285-DR-NC

Declared: 10/10/2016 Incident Period: 10/04/2016 to 10/24/2016

05/25/2017 (Day 227)

## FINANCE AND STAFFING

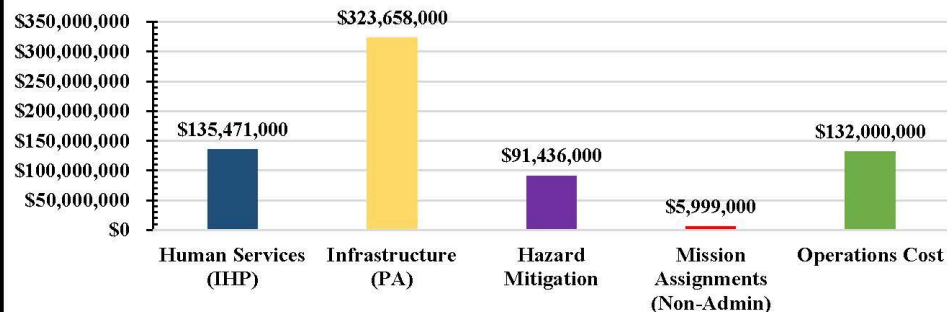
### Finance Summary



### Disaster Projection Report (Federal Share)

Total: \$688,564,000

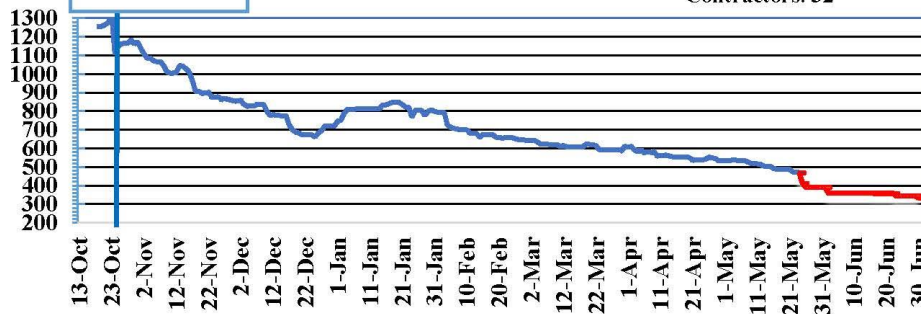
\*Hazard Mitigation Contribution = 20%



### Staffing Pattern

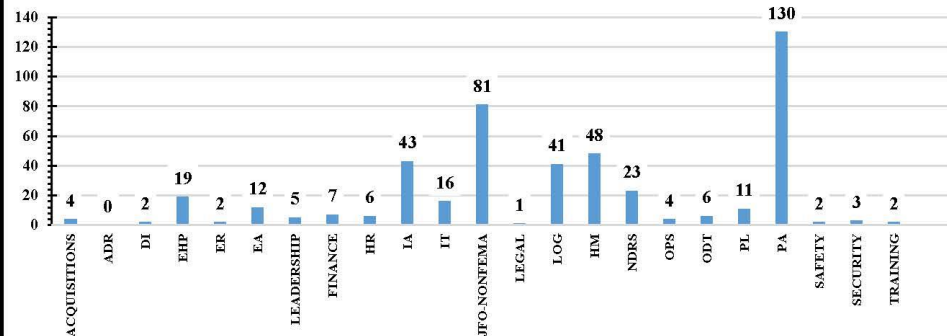
FEMA: 387  
State: 49  
Contractors: 32

Peak Staff: 1,322  
(10/23/2017)



### Staffing by Program

Total Staff: 468





# Common Operating Picture

FEMA-4285-DR-NC

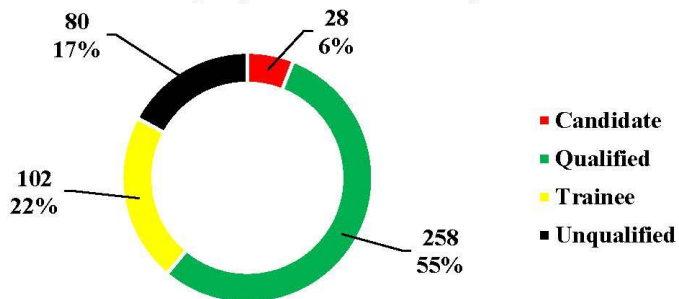
Declared: 10/10/2016 Incident Period: 10/04/2016 to 10/24/2016

05/25/2017 (Day 227)

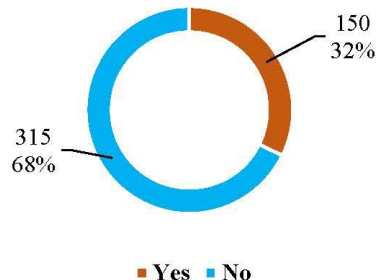
## TRAINING AND QUALIFICATIONS

Staffing by Type	Candidate	Qualified	Trainee	Unqualified	Grand Total	TRAINING METRICS				
COR		5	1	5	11	TYPE OF COURSE	EMI	DFTO	BRIEFINGS	TOTALS
IMC	13	63	3	24	103					
LOC			23	3	26	TOTAL NUMBER OF COURSES	85	227	523	835
OTHER FEDERAL			5	27	32					
OTHER STATE/LOCAL			29	20	49	TOTAL NUMBER OF TRAINING HOURS	14,216	1,968	3,985	17,744
PFT	1	1		1	3					
RSV	14	187	41		242	TOTAL NUMBER OF PARTICIPANTS TRAINED	551	1,305	1,214	2,519
TFT		2			2					
<b>Grand Total</b>	<b>28</b>	<b>258</b>	<b>102</b>	<b>80</b>	<b>468</b>					

Deployment Proficiency



Coach Evaluator Status



FQS Taskbook Endorsements

Total PTB Tasks Completed	24,539
Total Trainees Completed Tasks	630
Coach-Evaluators Endorsing Tasks	259



# FEMA

**FEMA's mission is to support our citizens and first responders to ensure that as a nation we work together to build, sustain, and improve our capability to prepare for, protect against, respond to, recover from, and mitigate all hazards.**