

The Disaster Center is dedicated to the idea that disaster mitigation is cost effective and individuals pursuing their own interest are the greatest potential force for disaster reduction.

Please consider making a small donation to the Disaster Center



When disaster mitigation is cost effective, we are on the road to bringing disasters to an end.



FEMA

Daily Operations Briefing

Friday, May 26, 2017

8:30 a.m. EDT

Significant Activity – May 25-26



FEMA

Significant Events: None

Significant Weather:

- Severe Thunderstorms – Central Plains
- Rain and Thunderstorms – Northern Intermountain, Central Great Basin, Northern/Central Rockies, Northern/Central Plains, Great Lakes, Mississippi and Ohio valleys
- Rain and Snow – Northern Intermountain, Northern/Central Rockies
- Critical and Elevated Fire Weather – AZ, CO, NM, TX, and UT
- Space Weather:
 - Past 24 hours: None observed
 - Next 24 hours: None predicted

Tropical Activity: No activity affecting U.S. interests

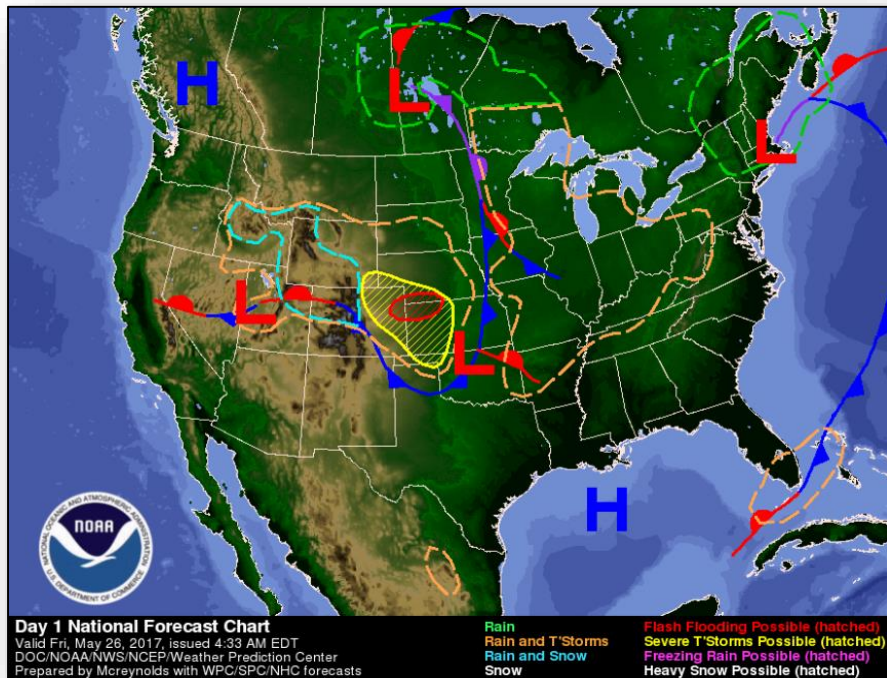
Earthquake Activity: No significant activity

Declaration Activity: None

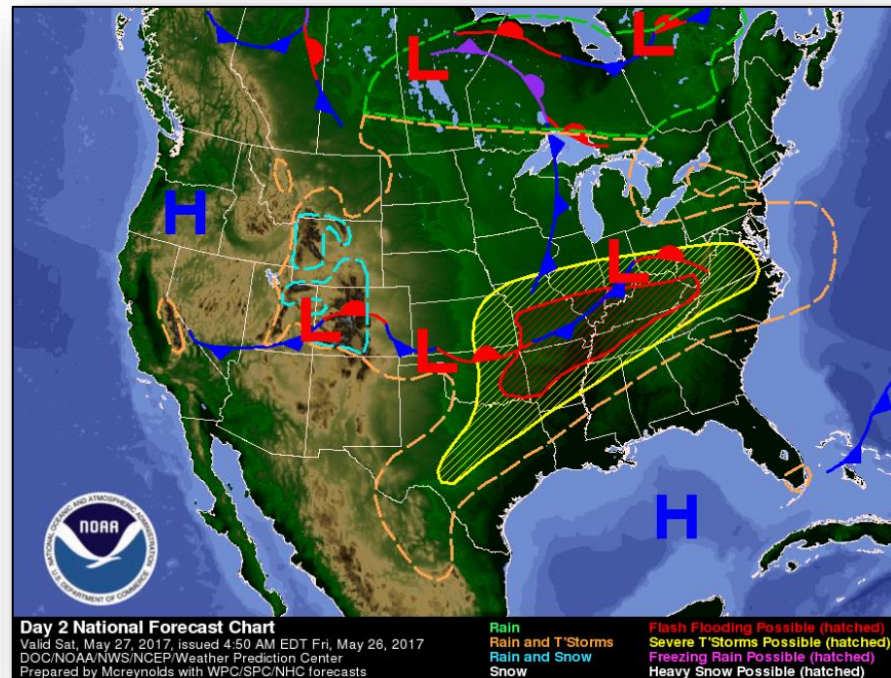
National Weather Forecast



FEMA

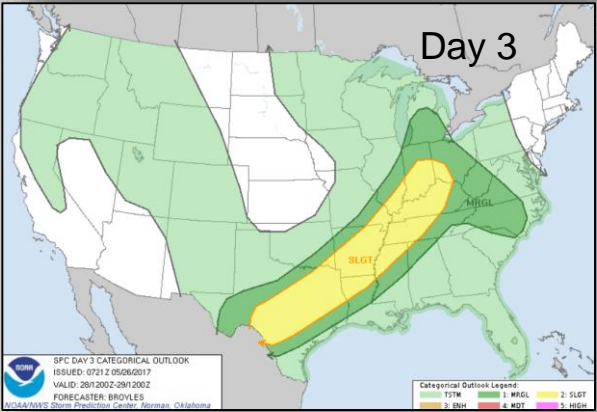
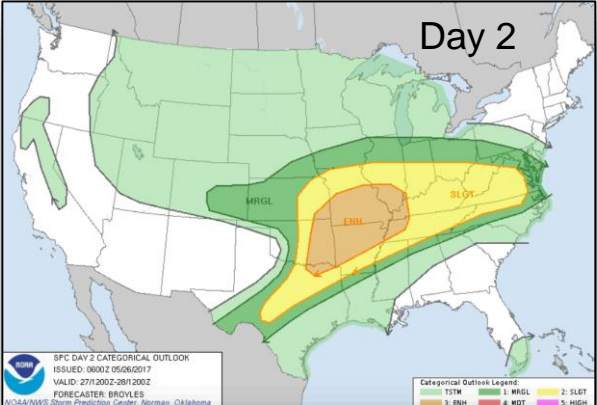
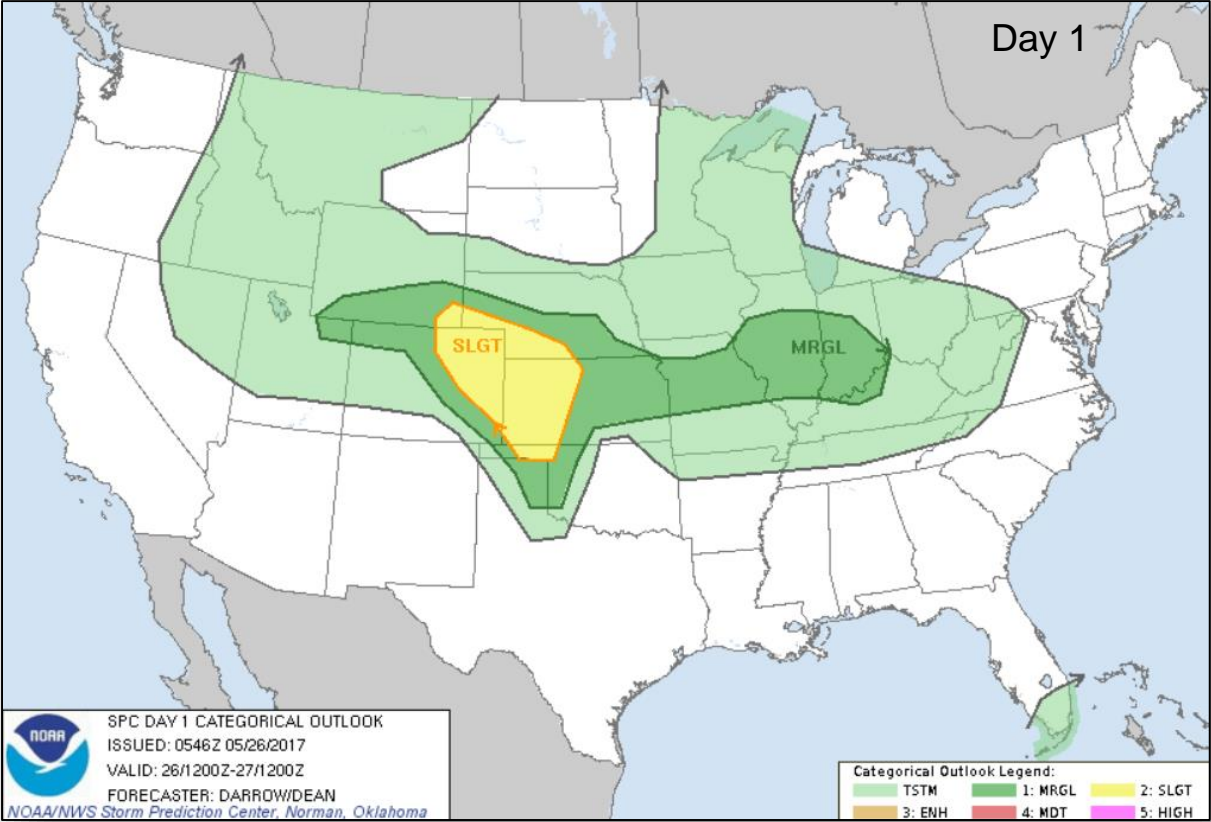


Today



Tomorrow

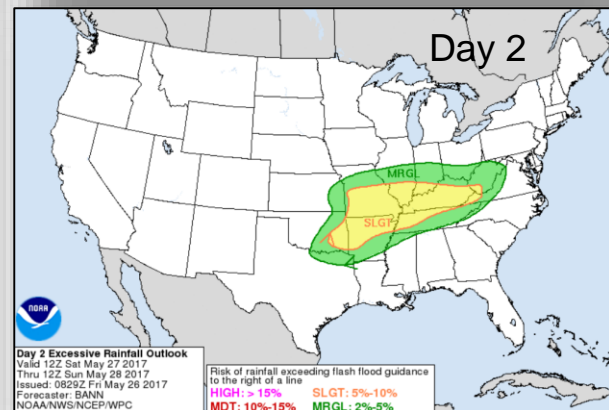
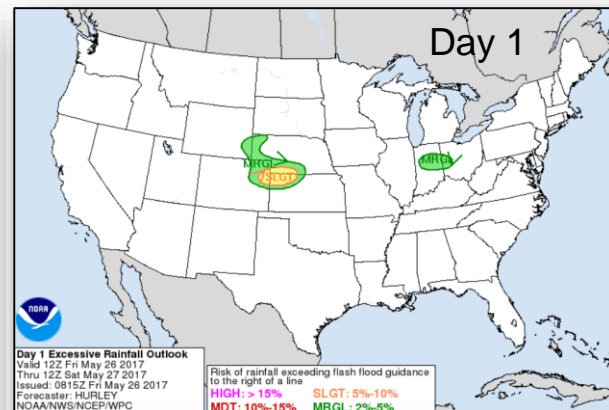
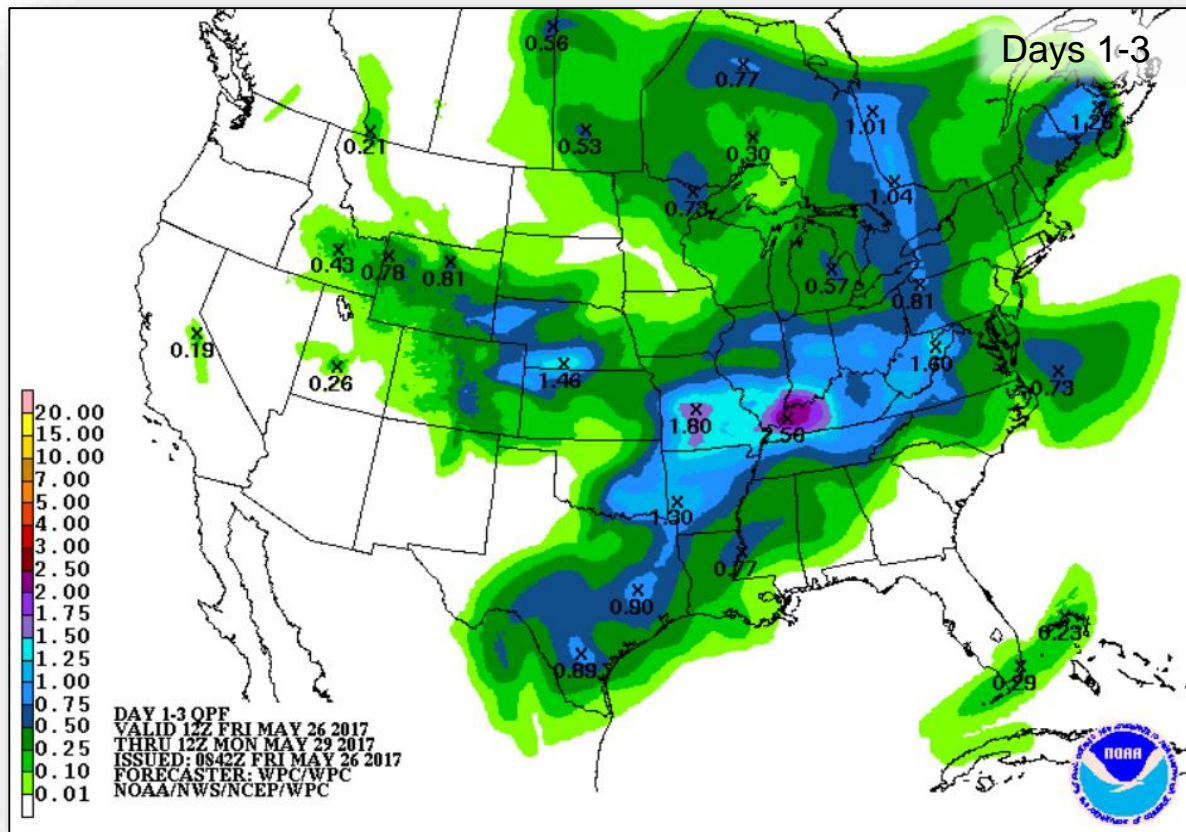
Severe Weather Outlook – Days 1-3



Precipitation Forecast / Flash Flood Risk



FEMA



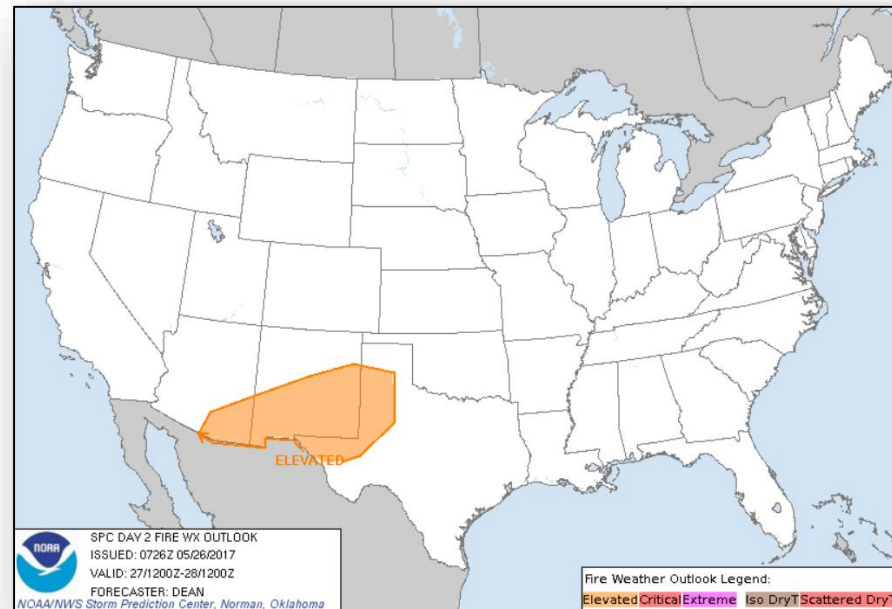
Fire Weather Outlook



FEMA



Today

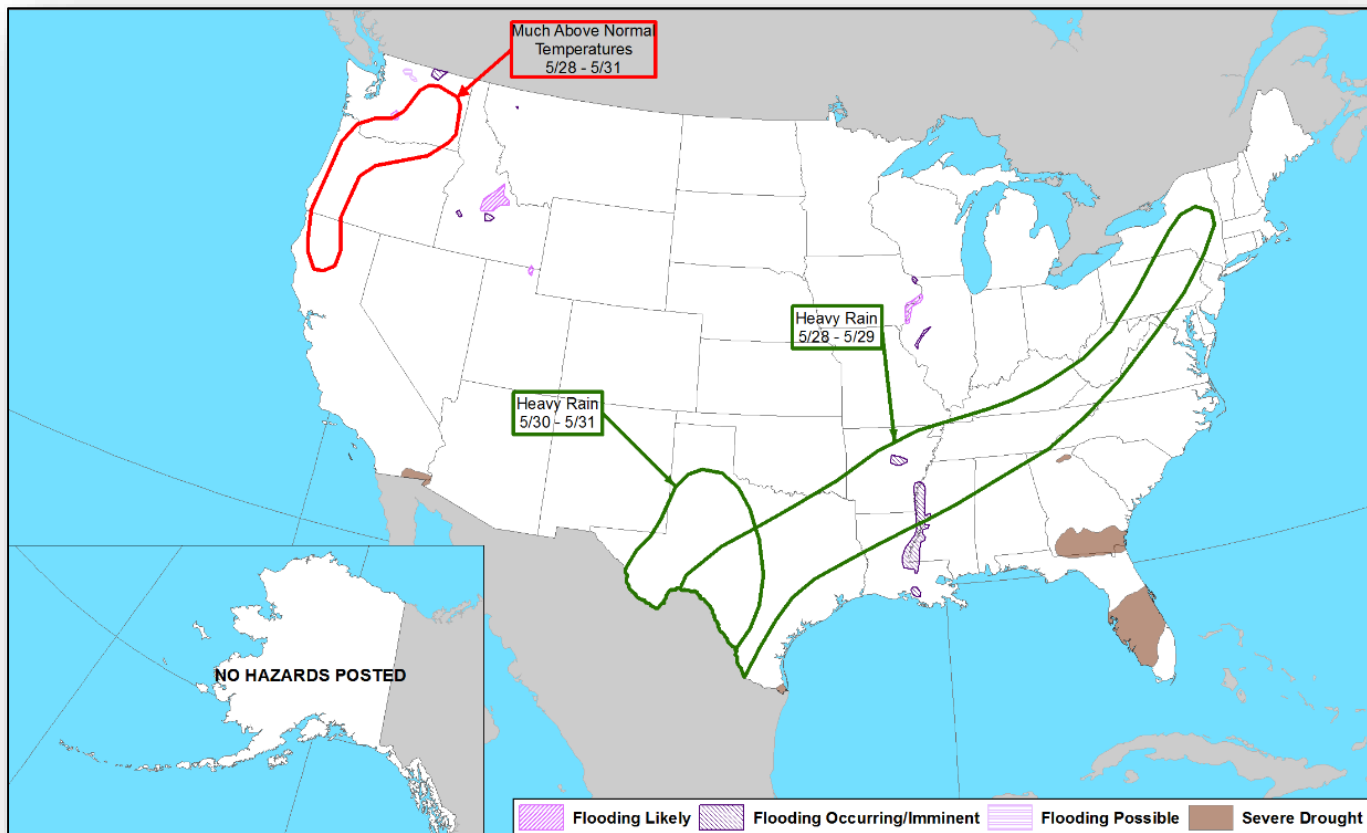


Tomorrow

Hazards Outlook – May 28-June 1



FEMA



U.S. Drought Monitor



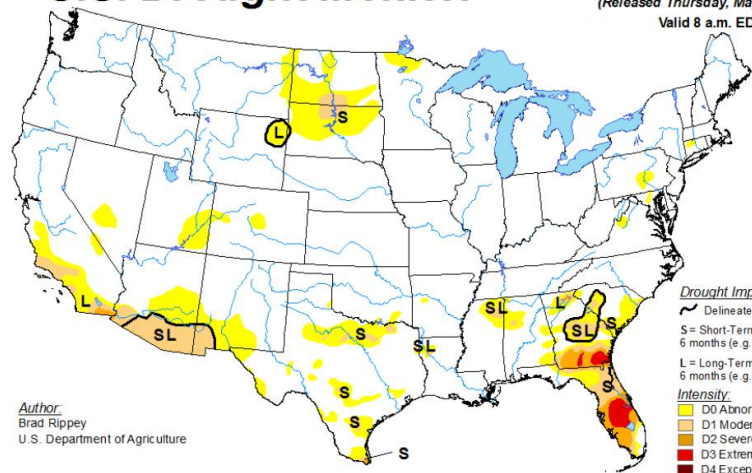
FEMA

U.S. Drought Monitor

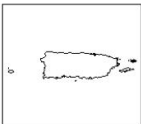
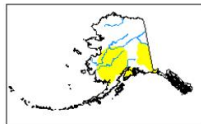
May 23, 2017

(Released Thursday, May 25, 2017)

Valid 8 a.m. EDT



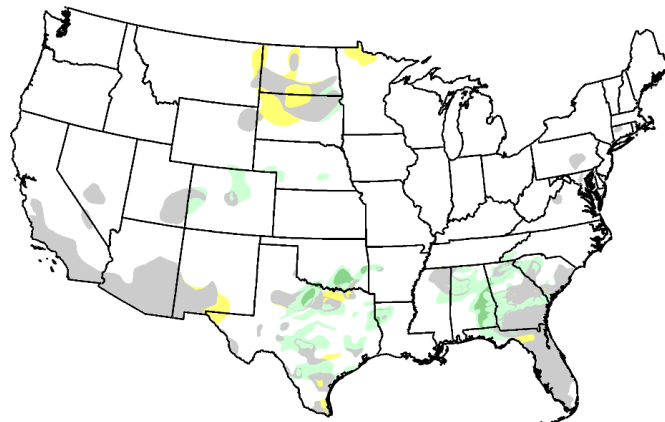
Author:
Brad Rippey
U.S. Department of Agriculture




<http://droughtmonitor.unl.edu/>

U.S. Drought Monitor Class Change - CONUS

1 Week



May 23, 2017
compared to
May 16, 2017





2017 HURRICANE SEASON OUTLOOK

ATLANTIC	OUTLOOK	AVERAGE	ACTUAL*
NAMED STORMS	11-17	12	1
HURRICANES	5-9	6	0
MAJOR HURRICANES	2-4	3	0

ABOVE NORMAL

EAST PACIFIC	OUTLOOK	AVERAGE	ACTUAL*
NAMED STORMS	14-20	15	1
HURRICANES	6-11	8	0
MAJOR HURRICANES	3-7	4	0

NEAR/ABOVE NORMAL

CENTRAL PACIFIC	OUTLOOK	AVERAGE	ACTUAL*
TROPICAL CYCLONES	5-8	4-5	0

NEAR/ABOVE NORMAL

*actual through May 25

Joint Preliminary Damage Assessments



FEMA

Region	State / Location	Event	IA/PA	Number of Counties		Start – End
				Requested	Completed	
VI	Arkansas	Severe Storms, Tornadoes, and Flooding April 28, 2017 and continuing	IA	21	21	May 10 – 18
			PA	30	25	May 15 – TBD
	Oklahoma	Tornadoes, Straight-line Winds, Flooding, and Severe Storms May 16, 2017	IA	3	2	May 24 – TBD
			PA	0	0	N/A
VIII	North Dakota	Spring Flooding Feb 17 – April 29, 2017	IA	0	0	NA
			PA	11*	0	May 23 – TBD

** Includes 1 PA PDA for the Turtle Mountain Tribe*

Disaster Requests & Declarations



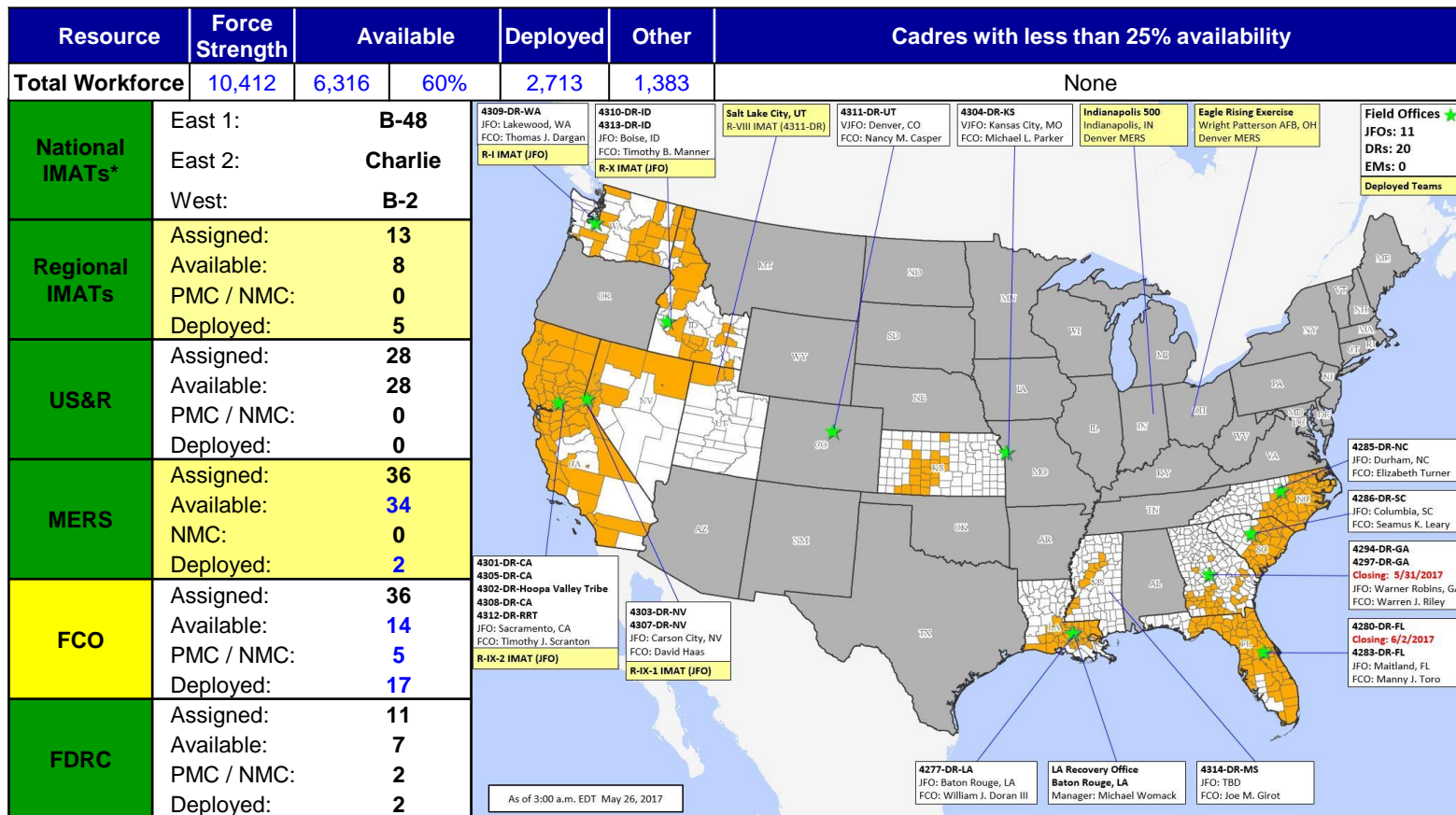
FEMA

Declaration Requests in Process		Requests APPROVED (since last report)	Requests DENIED (since last report)
3	Date Requested	0	0
NH – DR Severe Winter Storm	May 11, 2017		
OK – DR Flooding, Straight-line Winds, Tornadoes, Severe Storms, and Snow	May 16, 2017		
MO – DR Severe Storms, Tornadoes, Straight-line Winds, and Flooding	May 24, 2017		

Readiness – Deployable Teams and Assets



FEMA



*B-2 Status: Assemble ≤ 2-hrs, On Site ≤ 18-hrs; B-48 Status: Assemble and deploy ≤ 48hrs; Charlie Status: No team assemble time requirement

Readiness – Activation Teams



FEMA

Resource	Status	Total	Status	Activated Team	Activation Level	Activation Times	Reason/Comments
NWC		5	Not Activated				
NRCC		2	Not Activated				NRCS Gold Team – May primary
HLT		1	Not Activated				Deactivated for the season
RWCs/MOCs		10	Not Activated				
RRCCs		10	Not Activated				

Back-up Regions (May 22-28): **II, III, and V**



FEMA

FEMA's mission is to support our citizens and first responders to ensure that as a nation we work together to build, sustain, and improve our capability to prepare for, protect against, respond to, recover from, and mitigate all hazards.