

The Disaster Center is dedicated to the idea that disaster mitigation is cost effective and individuals pursuing their own interest are the greatest potential force for disaster reduction.

Please consider making a small donation to the Disaster Center



When disaster mitigation is cost effective, we are on the road to bringing disasters to an end.



FEMA

Daily Operations Briefing

Tuesday, May 30, 2017

8:30 a.m. EDT

Significant Activity – May 26-30



FEMA

Significant Events: None

Significant Weather:

- Severe thunderstorms possible – NY and PA
- Rain and thunderstorms – Pacific Northwest, Central/Southern Rockies, Central/Southern Plains, Mississippi valleys to east coast, Great Lakes
- Space Weather:
 - Past 24 hours: None observed
 - Next 24 hours: None predicted

Tropical Activity: Eastern Pacific – Disturbance 1: Medium (60%)

Earthquake Activity: M5.3 – Kenai Peninsula, AK

Declaration Activity: Major Disaster Declaration Approved – Oklahoma

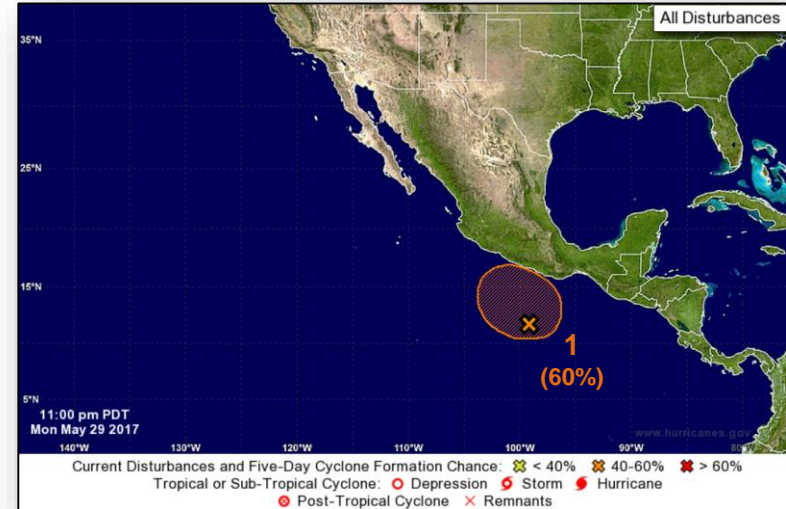
Tropical Outlook – Eastern Pacific



FEMA

Disturbance 1 (as of 2:00 a.m. EDT)

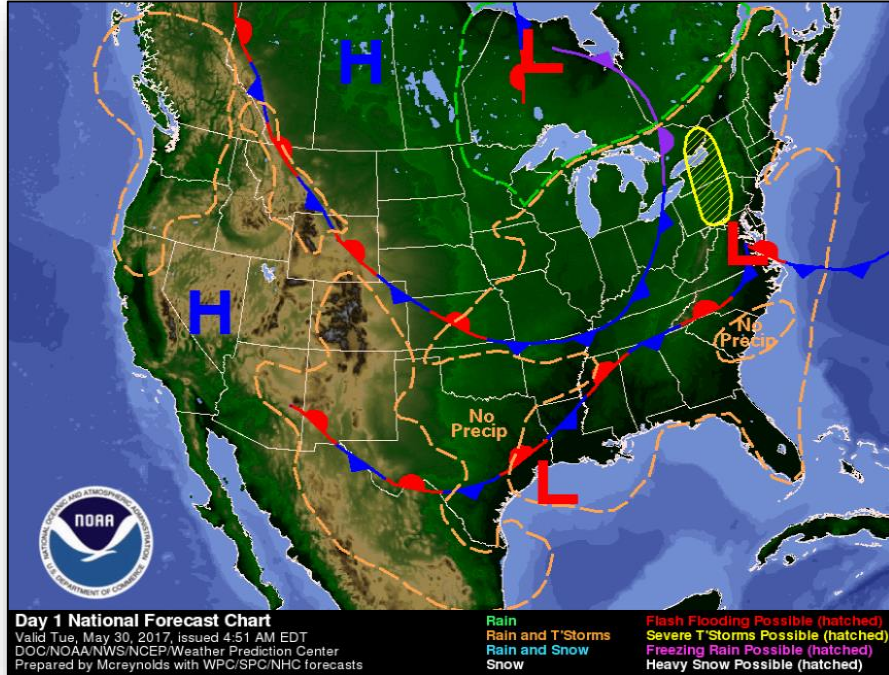
- Located near the Gulf of Tehuantepec; drifting northward
- No threats to the US or its territories
- Formation chance through 48 hours: Low (30%)
- Formation chance through 5 days: Medium (60%)



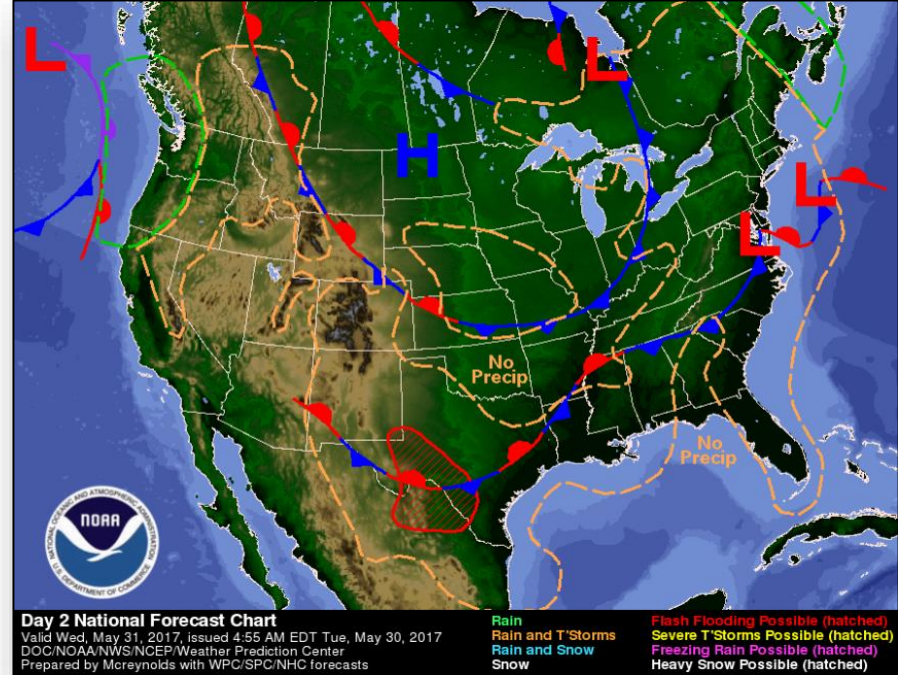
National Weather Forecast



FEMA



Today

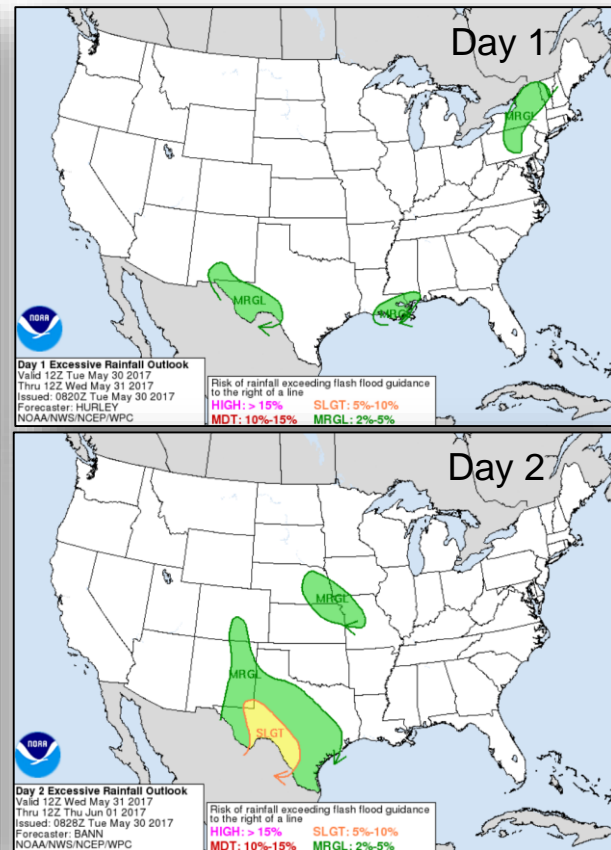
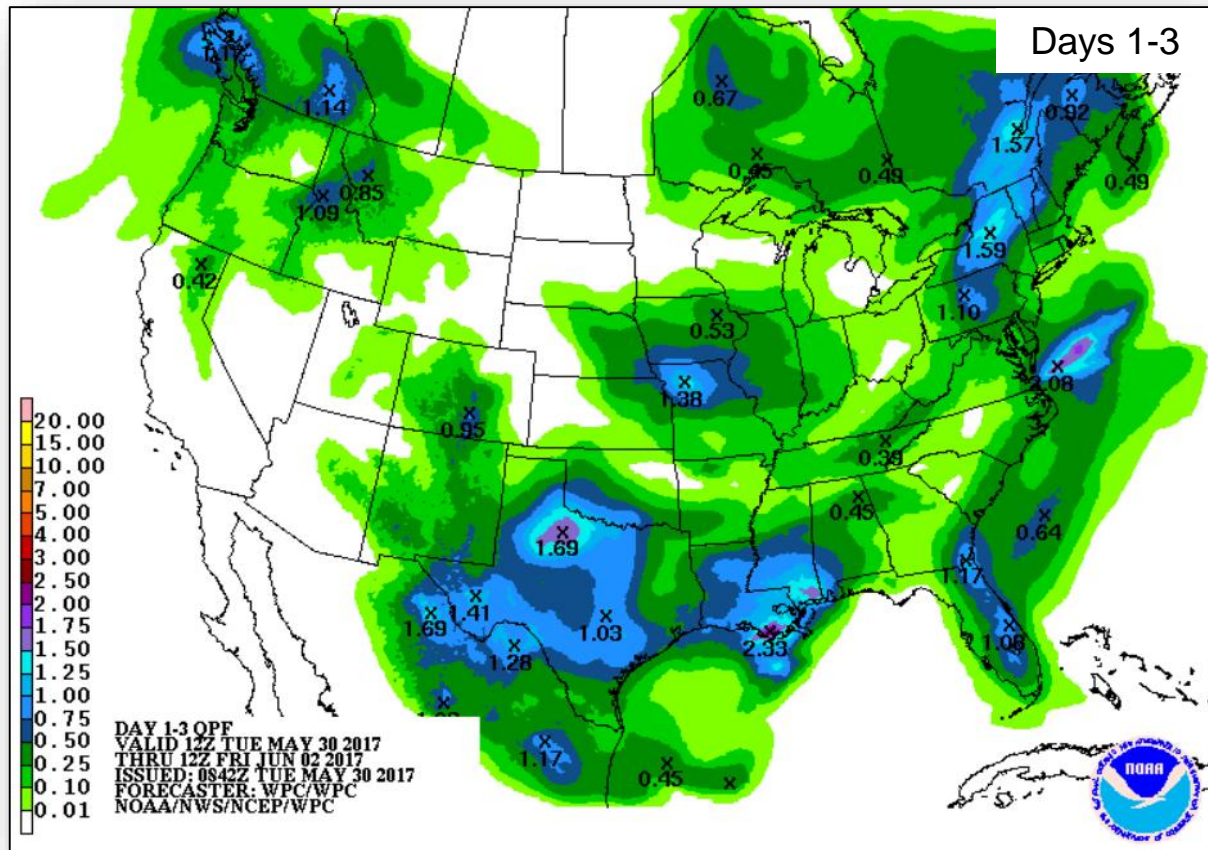


Tomorrow

Precipitation Forecast / Flash Flood Risk



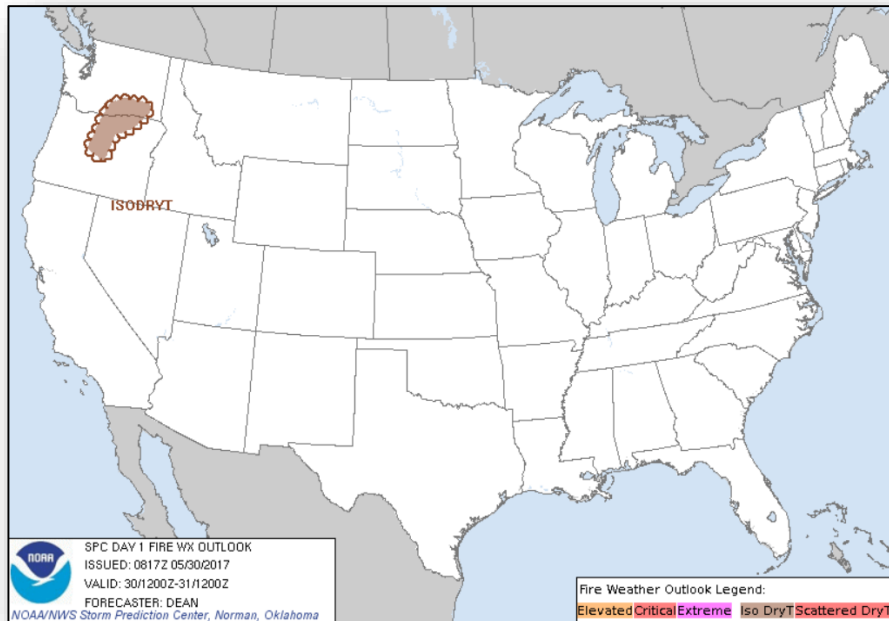
FEMA



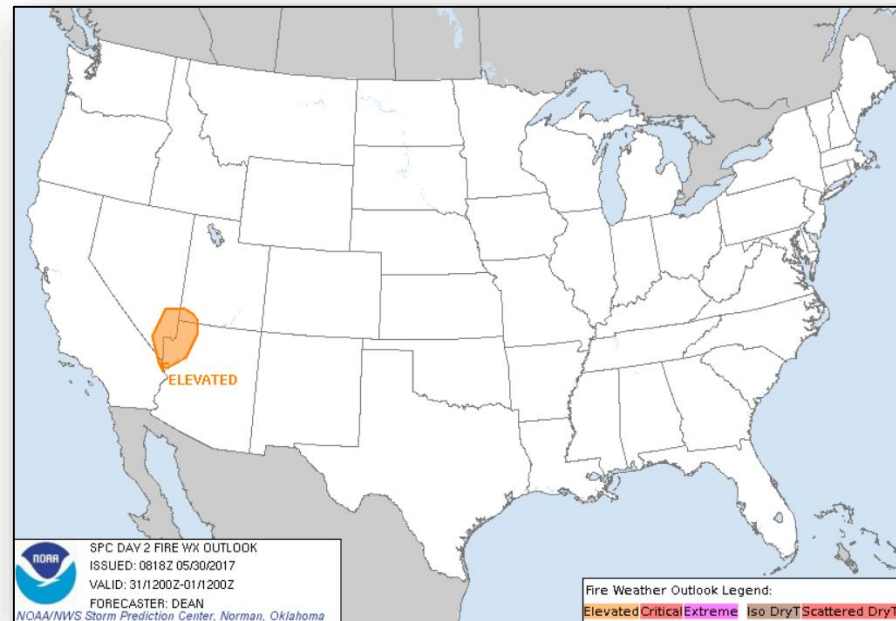
Fire Weather Outlook



FEMA



Today

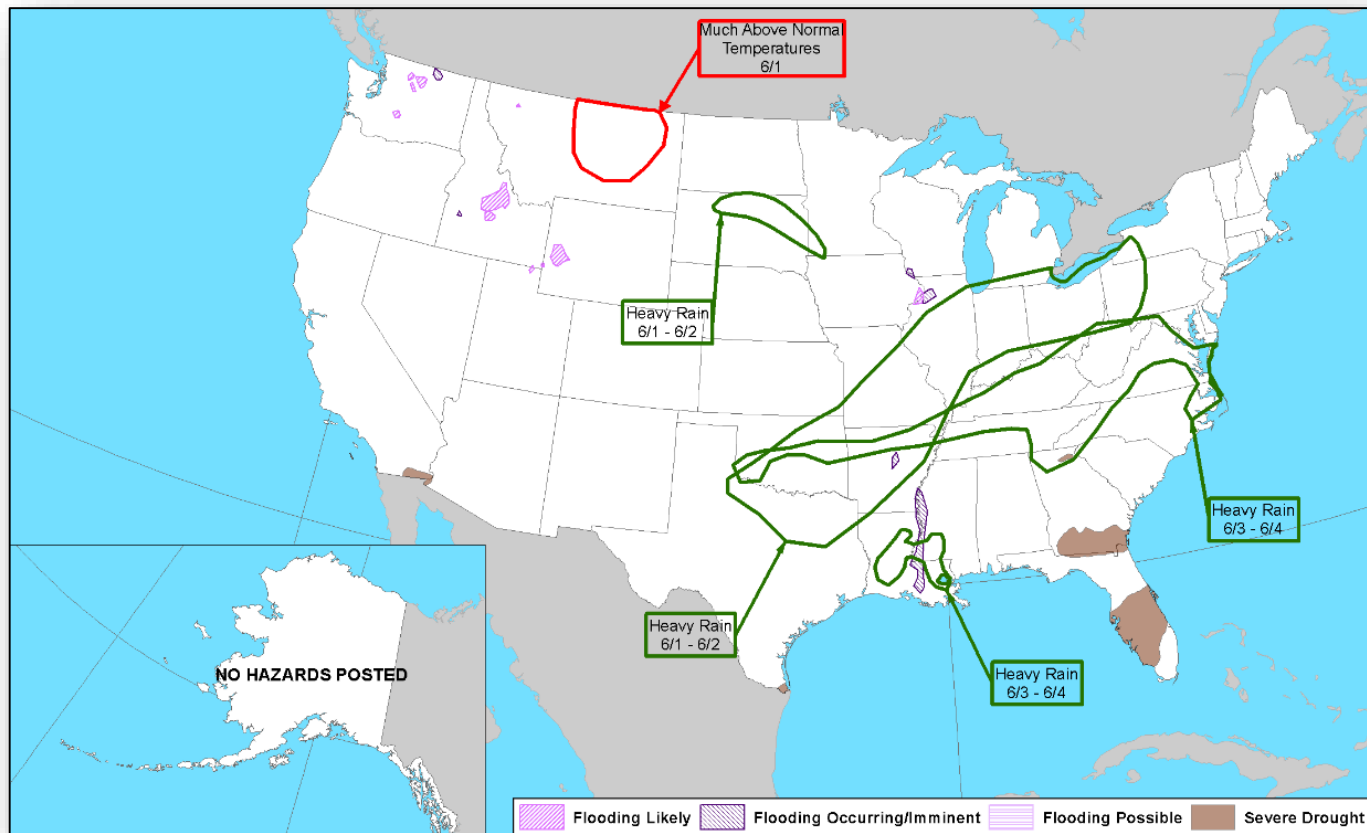


Tomorrow

Hazards Outlook – June 1-5



FEMA





Space Weather



FEMA

	Space Weather Activity	Geomagnetic Storms	Solar Radiation	Radio Blackouts
Past 24 Hours	None	None	None	None
Next 24 Hours	None	None	None	None
For further information on NOAA Space Weather Scales refer to http://www.swpc.noaa.gov/noaa-scales-explanation				



Joint Preliminary Damage Assessments



FEMA

Region	State / Location	Event	IA/PA	Number of Counties		Start – End
				Requested	Completed	
VI	Arkansas	Severe Storms, Tornadoes, and Flooding April 28, 2017 and continuing	IA	21	21	May 10 – 18
			PA	30	30	May 15 – 27
	Oklahoma	Tornadoes, Straight-line Winds, Flooding, and Severe Storms May 16, 2017	IA	3	3	May 24 – 25
			PA	0	0	N/A
VII	Nebraska	Severe Flooding and Winter Storm April 29 – May 3, 2017	IA	0	0	N/A
			PA	15	0	May 30 – TBD
VIII	North Dakota	Spring Flooding Feb 17 – April 29, 2017	IA	0	0	NA
			PA	11*	11*	May 23 – 26

* Includes 1 PA PDA for the Turtle Mountain Tribe

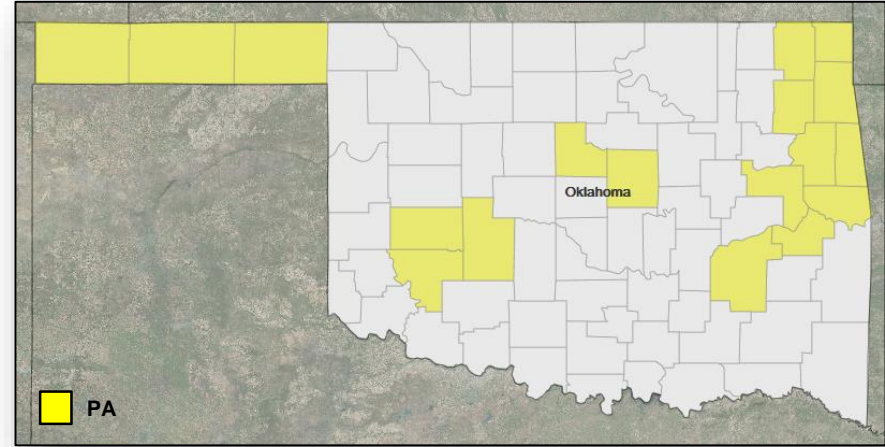
Declaration Approved



FEMA

FEMA-4315-DR-OK

- Major Disaster Declaration approved May 26, 2017 for the state of Oklahoma
- For severe storms, tornadoes and flooding that occurred April 28 to May 2, 2017
- Provides:
 - Public Assistance for 18 counties
 - Hazard Mitigation statewide
- FCO is Charles Maskell



Disaster Requests & Declarations



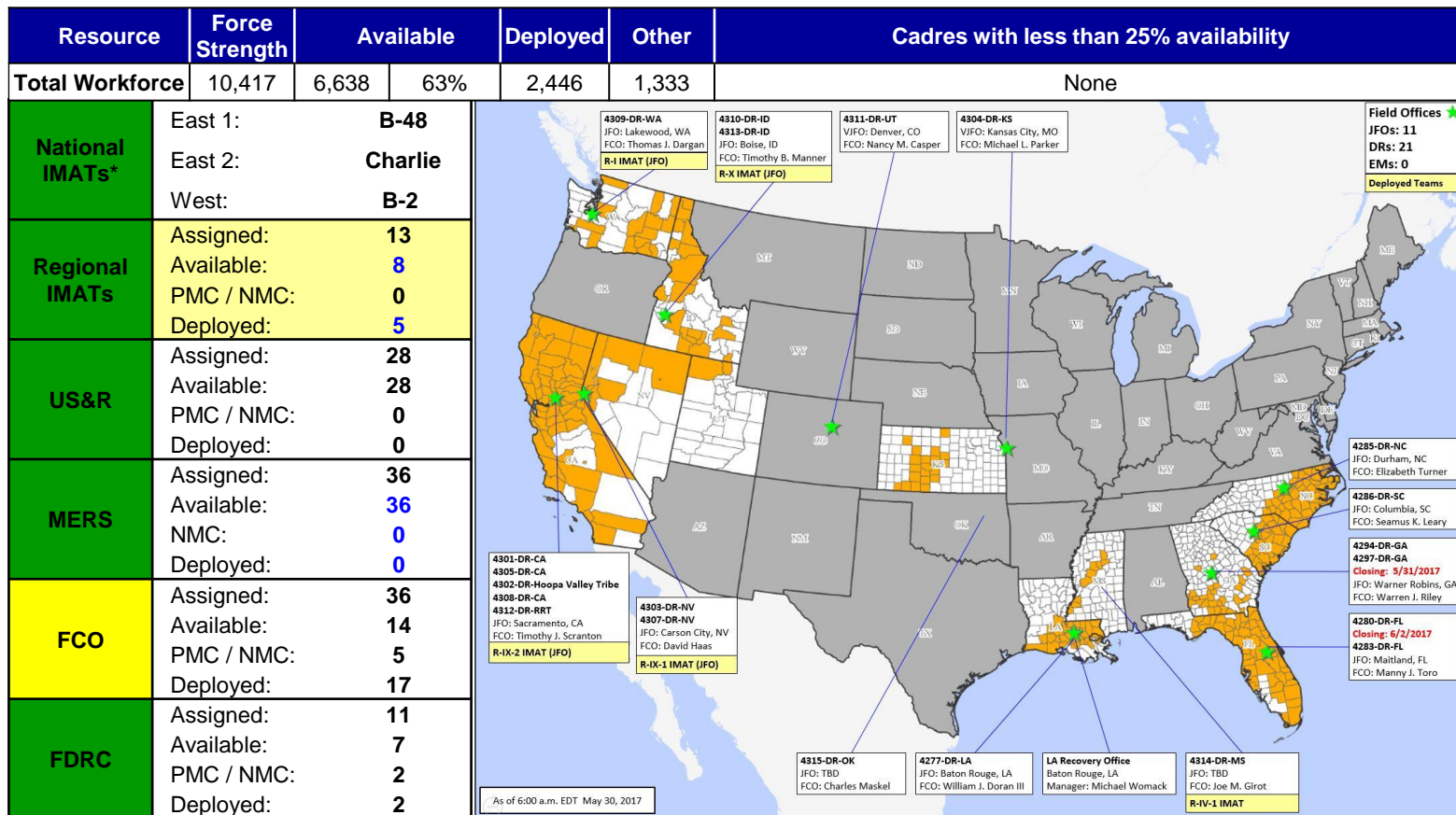
FEMA

Declaration Requests in Process		Requests APPROVED (since last report)	Requests DENIED (since last report)
2	Date Requested	1	0
NH – DR Severe Winter Storm	May 11, 2017		
OK – DR Severe Winter Storms, Tornadoes, Straight-line Winds, and Flooding	May 16, 2017	Declared May 26, 2017	
MO – DR Severe Storms, Tornadoes, Straight-line Winds, and Flooding	May 24, 2017		

Readiness – Deployable Teams and Assets



FEMA



*B-2 Status: Assemble ≤ 2-hrs, On Site ≤ 18-hrs; B-48 Status: Assemble and deploy ≤ 48hrs; Charlie Status: No team assemble time requirement

Readiness – Activation Teams



Resource	Status	Total	Status	Activated Team	Activation Level	Activation Times	Reason/Comments
NWC		5	Not Activated				
NRCC		2	Not Activated				NRCS Gold Team – May primary
HLT		1	Not Activated				Deactivated for the season
RWCs/MOCs		10	Activated	Region X	Enhanced Watch	May 26 – June 11	Portland Rose Festival/Fleet Week
RRCCs		10	Not Activated				

Back-up Regions (May 22-28): **II, III, and IV**

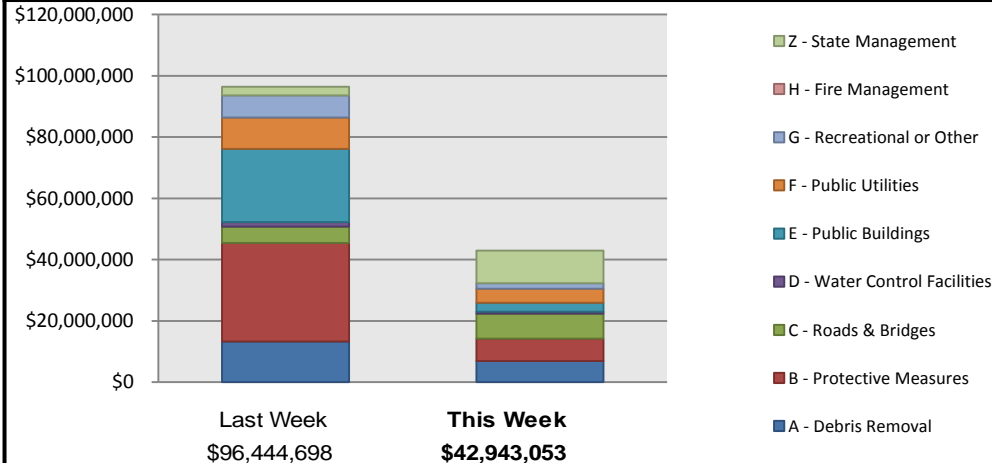
Public Assistance Grant Program



FEMA

PA Project Worksheets Obligated in past week, as of 05/29/17 at 1500 EDT										
PA Category	Emergency Work		Permanent Work							Total
	A - Debris Removal	B - Protective Measures	C - Roads & Bridges	D - Water Control Facilities	E - Public Buildings	F - Public Utilities	G - Recreational or Other	H - Fire Management	Z - State Management	
Number Of PWs Obligated	59	68	38	13	28	32	23	0	2	263
Federal Share Obligated	\$6,902,190	\$7,306,064	\$8,117,221	\$654,177	\$2,959,207	\$4,590,634	\$1,703,198	\$0	\$10,710,363	\$42,943,053

Public Assistance Obligated per Category In the Past 2 Weeks – 05/15/2017 through 05/29/2017



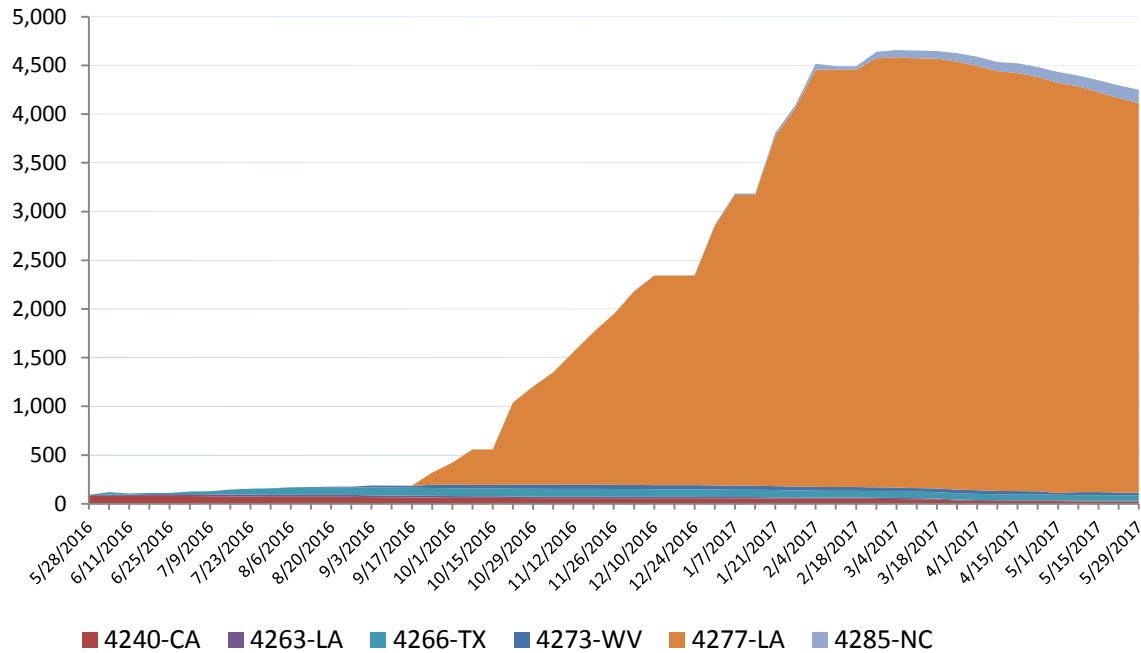
PA Highlights

- None

Direct Housing

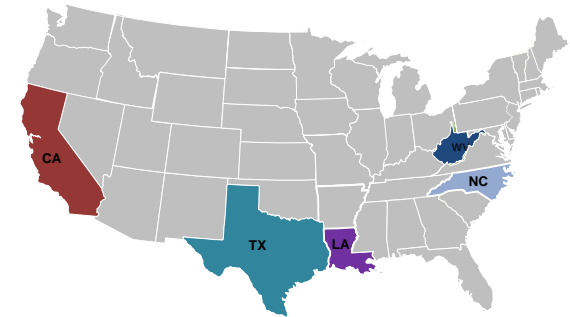


Total Households in FEMA Direct Housing per State
Past Year per Week, 05/28/2016 – 05/29/2017, There are currently **4,250** Households
Occupying **4,250** Temporary Units



DR	IA Declaration Date	Program End Date	Current # of Households in Direct Housing (Weekly Change)
4240-CA	9/22/2015	3/22/2017	24 (0)
4263-LA	3/13/2016	9/13/2017	7 (0)
4266-TX	3/19/2016	9/19/2017	57 (0)
4273-WV	6/25/2016	12/26/2017	32 (0)
4277-LA	8/14/2016	2/14/2018	4051 (-55)
4285-NC	10/10/2016	4/10/2018	129 (+7)

States with Currently Occupied Units

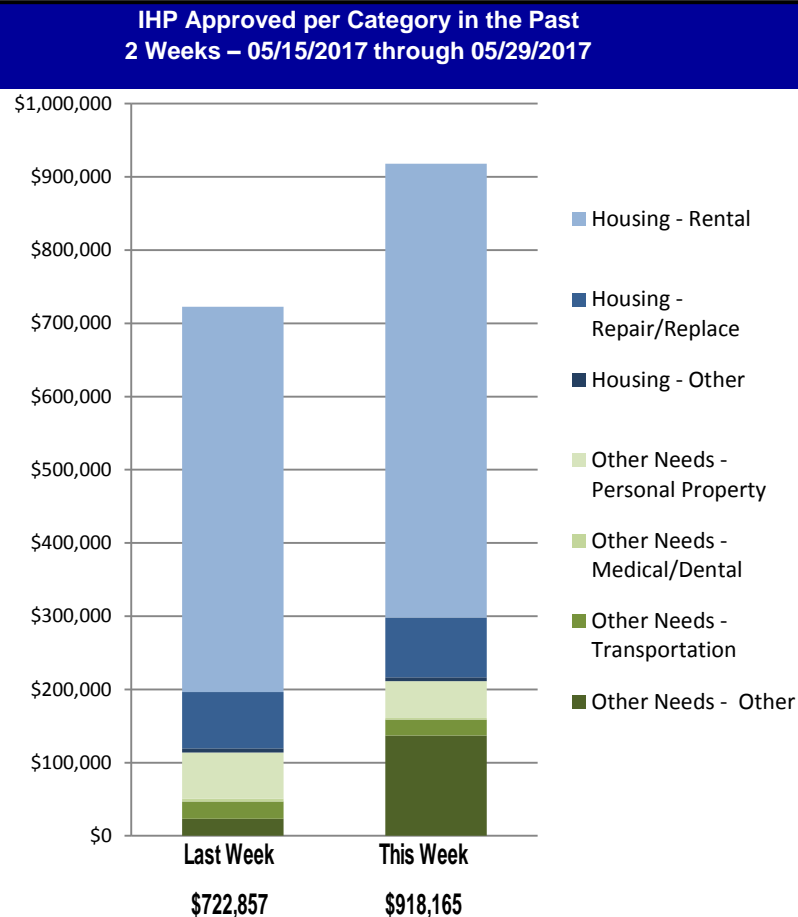


Individual Assistance Activity



FEMA

	Individuals and Households Program Activity As Of: 5/29/17				
		In Past 7 Days		Cumulative	
		Applicants Approved	Amount Approved	Applicants Approved	Amount Approved
Open Registration Period	Housing Assistance	0	\$0.00	0	\$0.00
	Other Needs Assistance	0	\$0.00	0	\$0.00
	Total IHP	\$0.00		\$0.00	
	Average IHP				
	Total Max Grants				
Other IHP Active	16 Declarations IHP Programmatically Open - Closed Registration *				
	Housing Assistance	235	\$706,971.84		
	Other Needs Assistance	64	\$211,193.11		
	Total IHP	\$918,164.95			
	Total IHP Approved in Past Week	\$918,164.95			





FEMA

FEMA's mission is to support our citizens and first responders to ensure that as a nation we work together to build, sustain, and improve our capability to prepare for, protect against, respond to, recover from, and mitigate all hazards.