

The Disaster Center is dedicated to the idea that disaster mitigation is cost effective and individuals pursuing their own interest are the greatest potential force for disaster reduction.

Please consider making a small donation to the Disaster Center



When disaster mitigation is cost effective, we are on the road to bringing disasters to an end.



FEMA

Daily Operations Briefing

Tuesday, June 6, 2017

8:30 a.m. EDT

Significant Activity – June 5-6



Significant Events: None

Tropical Activity:

- Atlantic – No tropical cyclone activity expected during the next 48 hours
- Eastern Pacific – No tropical cyclones expected during the next 48 hours
- Central Pacific – No tropical cyclones expected during the next 48 hours
- Western Pacific – No activity affecting U.S. interests

Significant Weather:

- Rain and Thunderstorms – Southern Plains to the Northern Plains, Lower Mississippi Valley to the Mid-Atlantic & Great Lakes
- Flash Flooding – Gulf Coast
- Elevated Fire Weather conditions – AZ, CA, & NV
- Space Weather:
 - Past 24 hours: None observed
 - Next 24 hours: None predicted

Earthquake Activity: No significant activity

Declaration Activity: Major Disaster Declaration requested for Arkansas

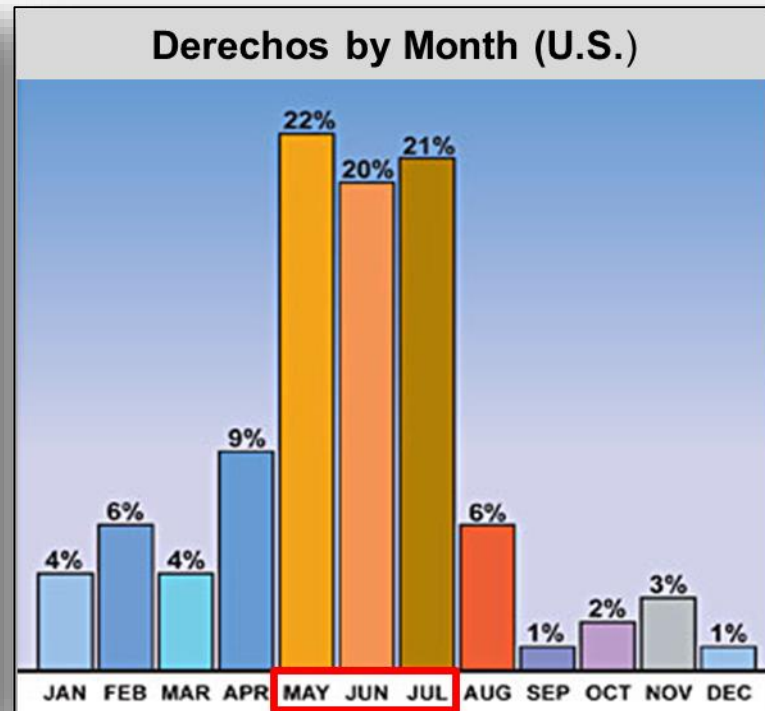
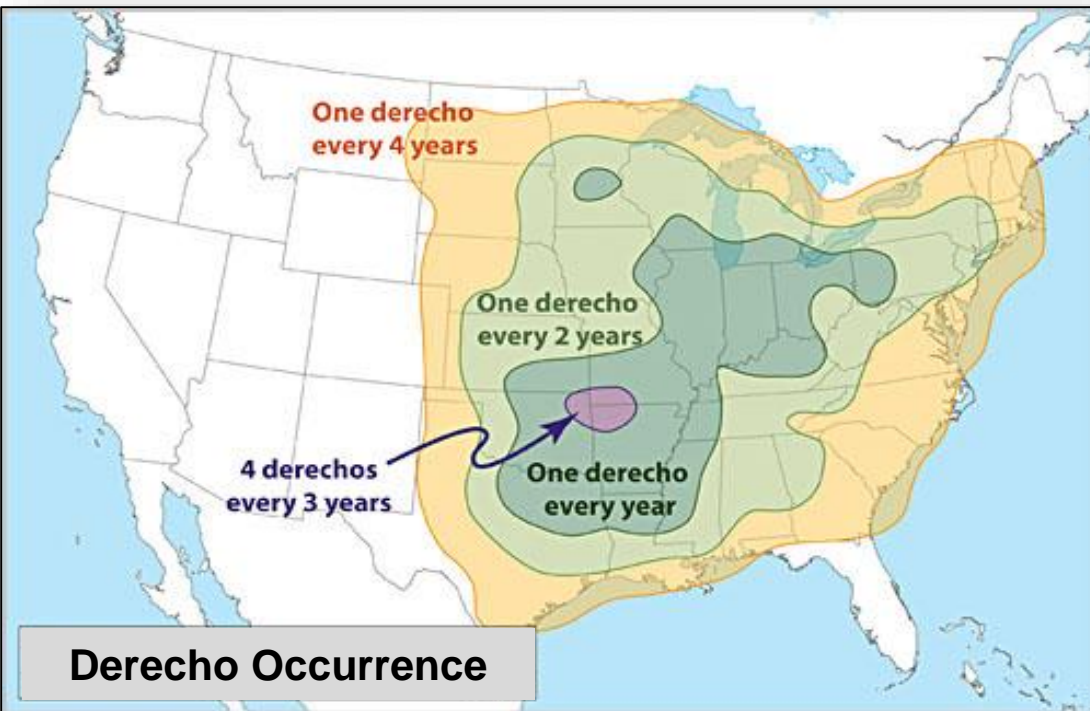
73rd Anniversary of D-Day



FEMA



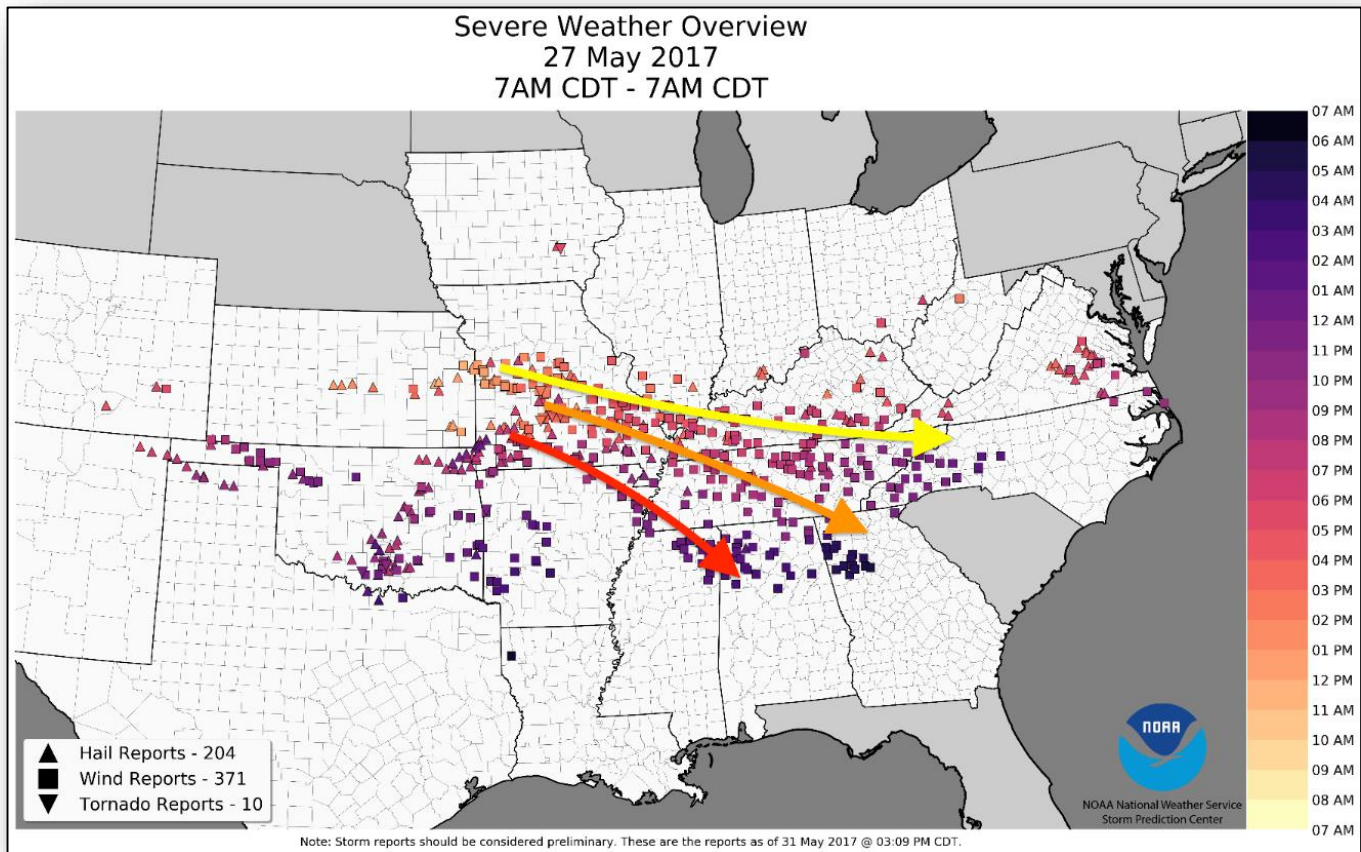
SPC Monthly Update



Derecho Event - May 27th, 2017

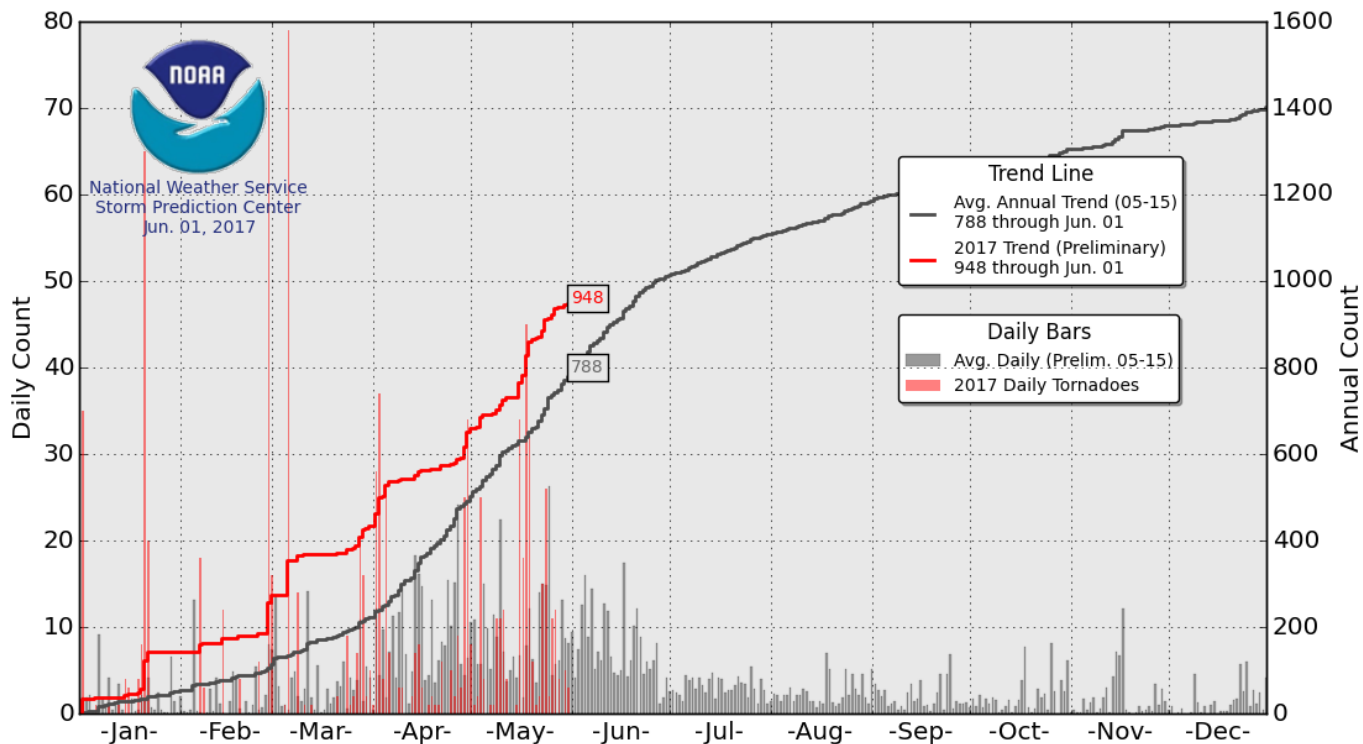


FEMA



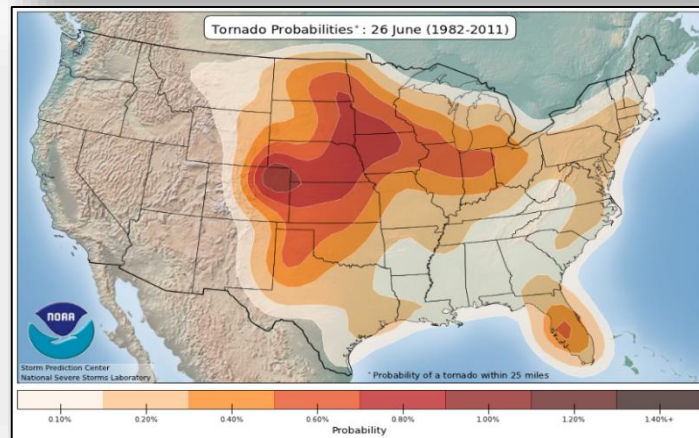
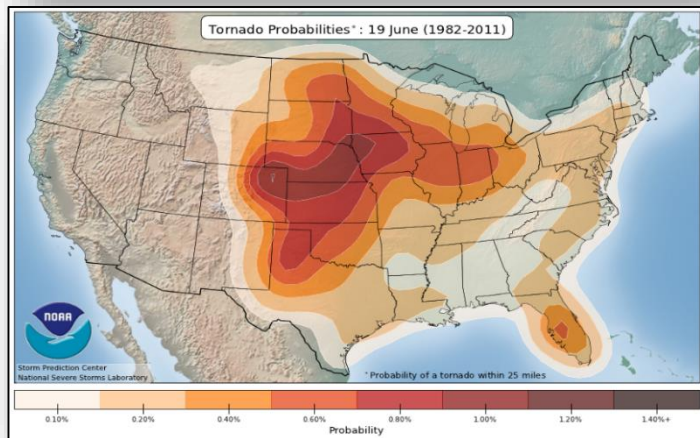
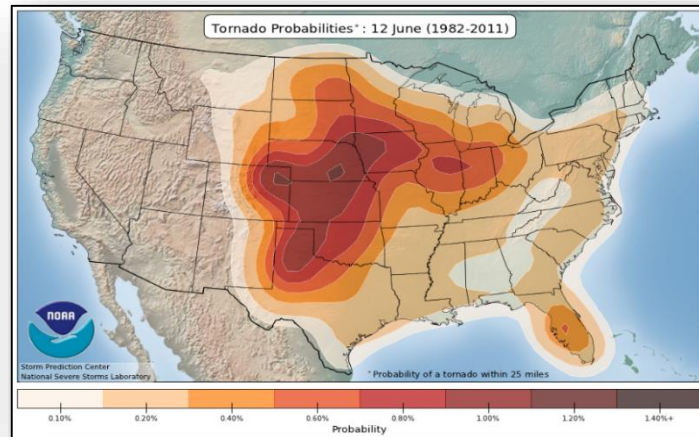
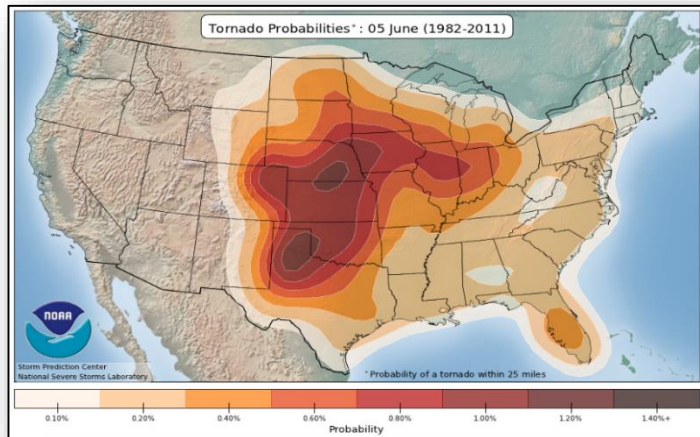
Tornado Activity Thus Far

U.S. Tornadoes: Daily Count and Running Annual Trend*

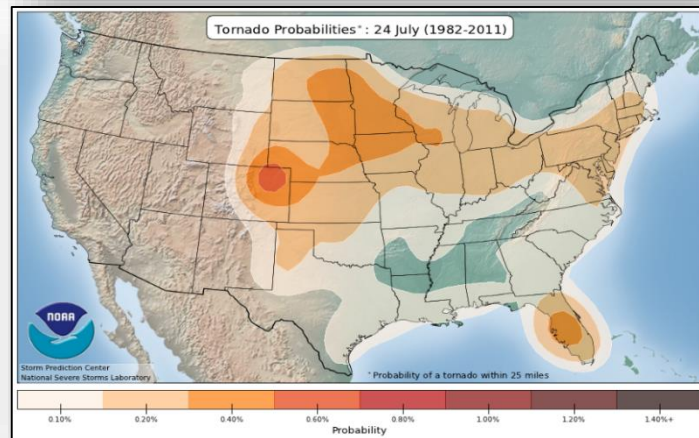
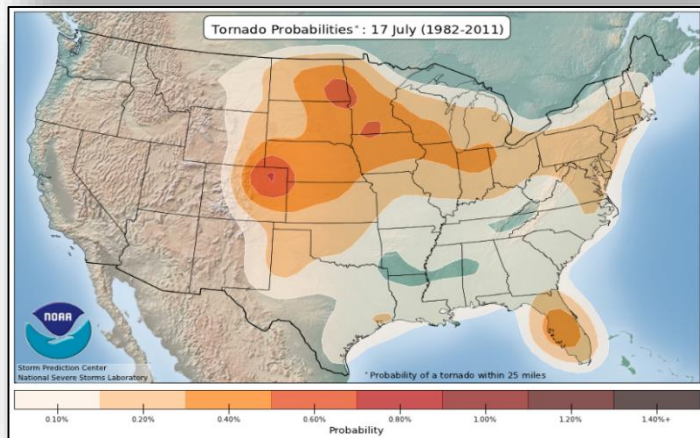
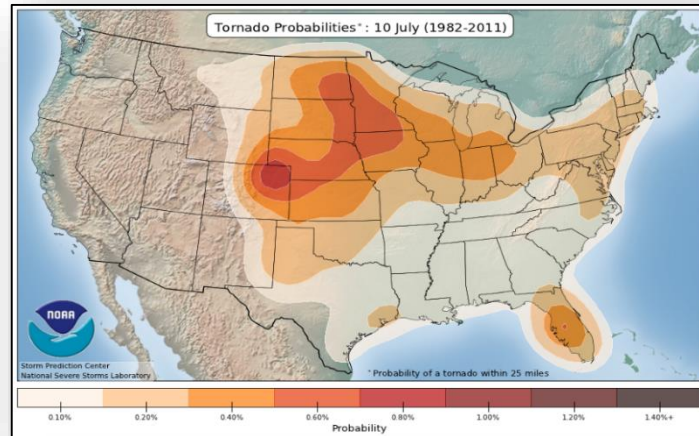
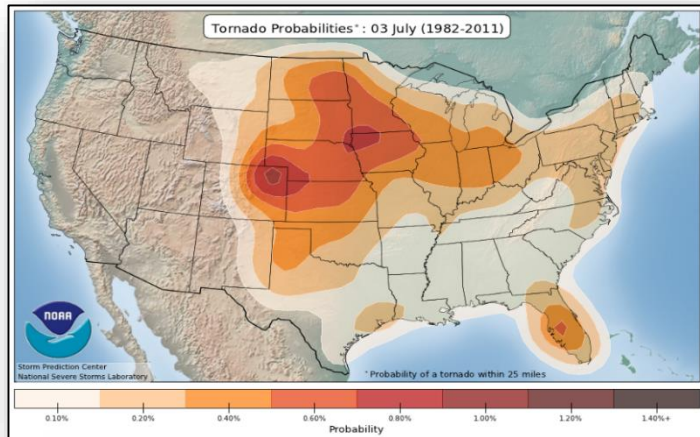


*Preliminary tornadoes from NWS Local Storm Reports (LSRs)
Daily and annual averages are based on preliminary LSRs, 2005-2015

June Tornado Climatology



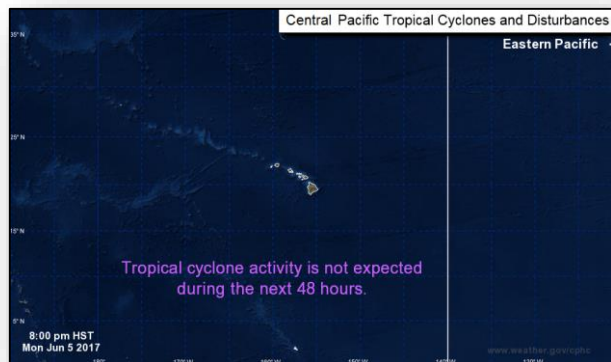
July Tornado Climatology



Tropical Outlook – 48-hour



FEMA



Central Pacific



Eastern Pacific

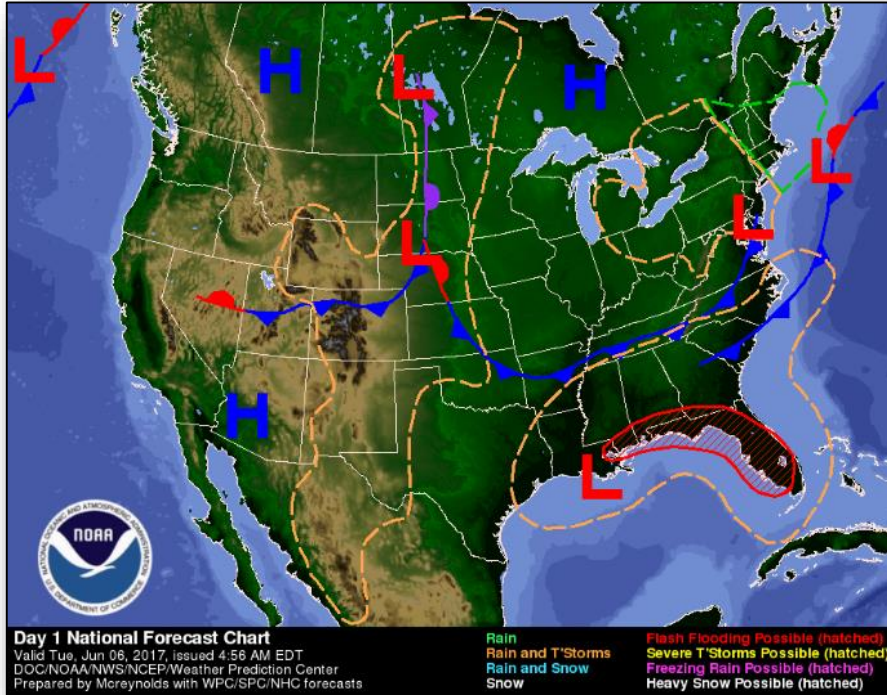


Atlantic

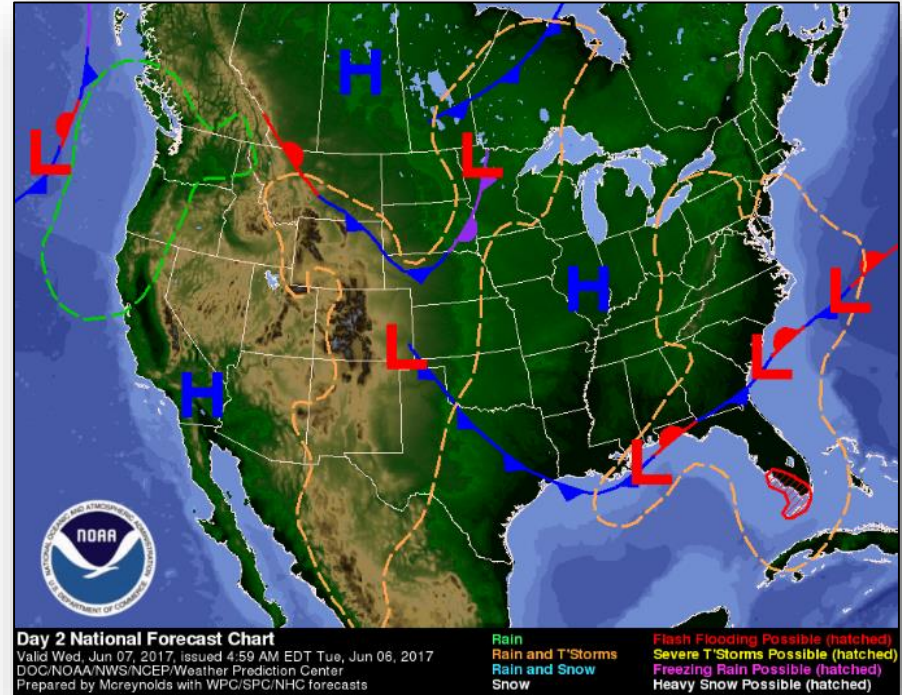
National Weather Forecast



FEMA



Today

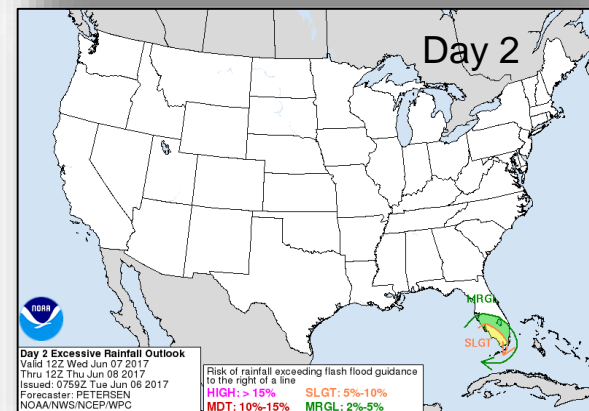
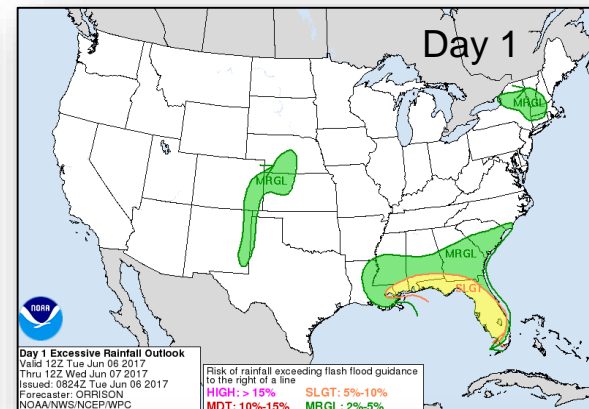
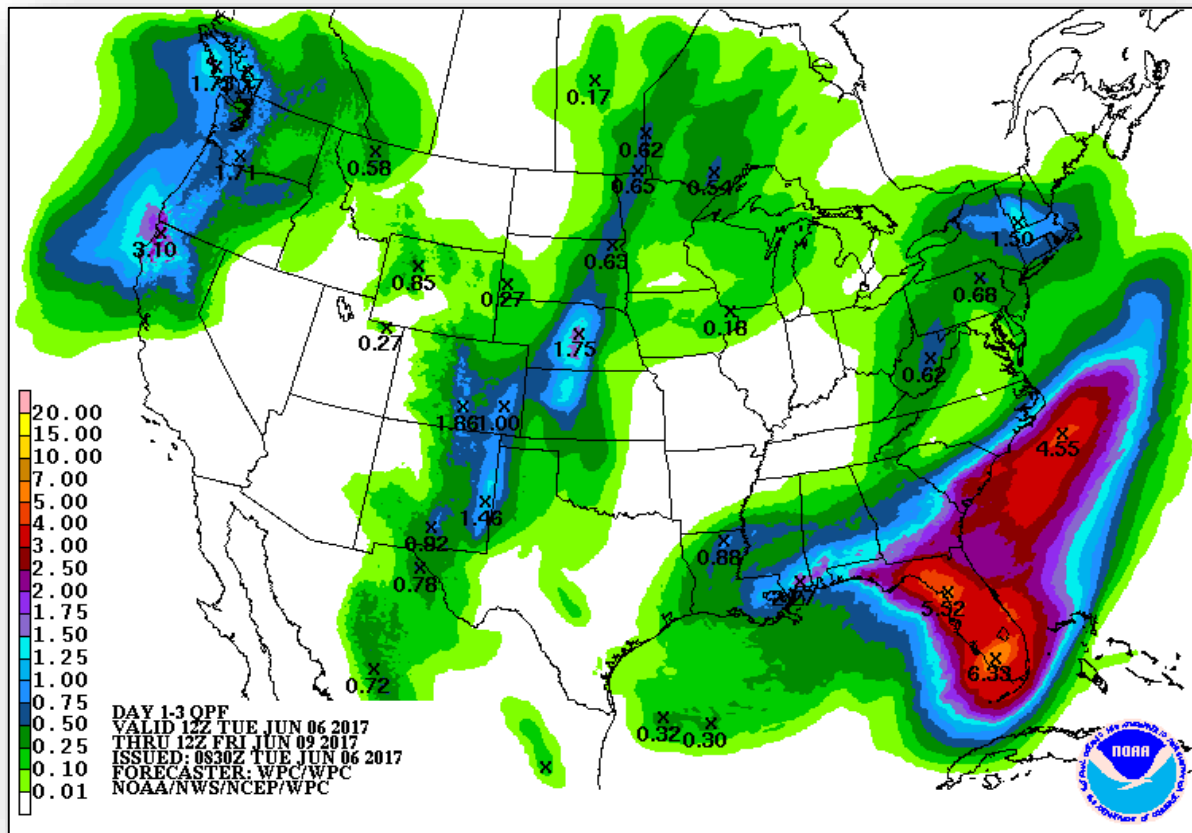


Tomorrow

Precipitation Forecast / Flash Flood Risk



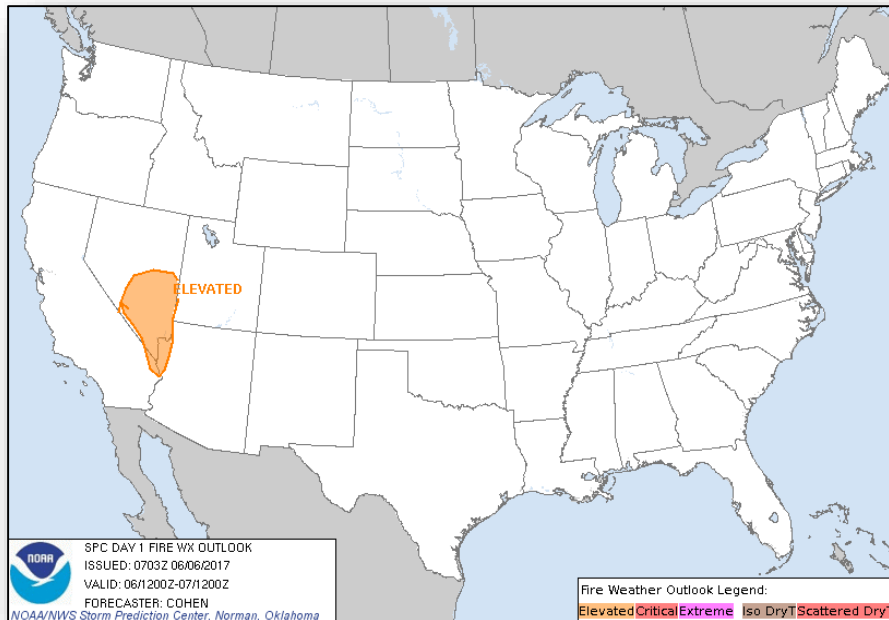
FEMA



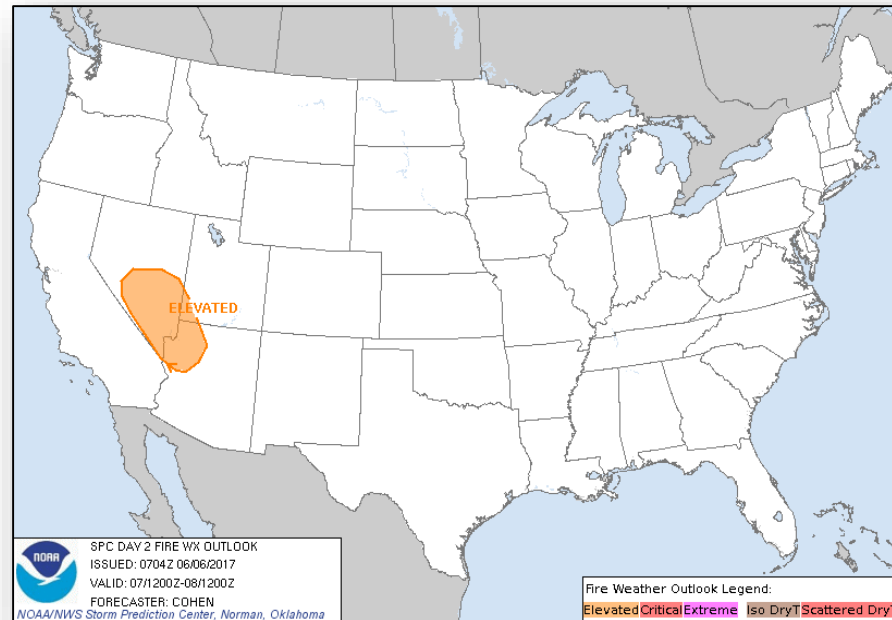
Fire Weather Outlook



FEMA



Today

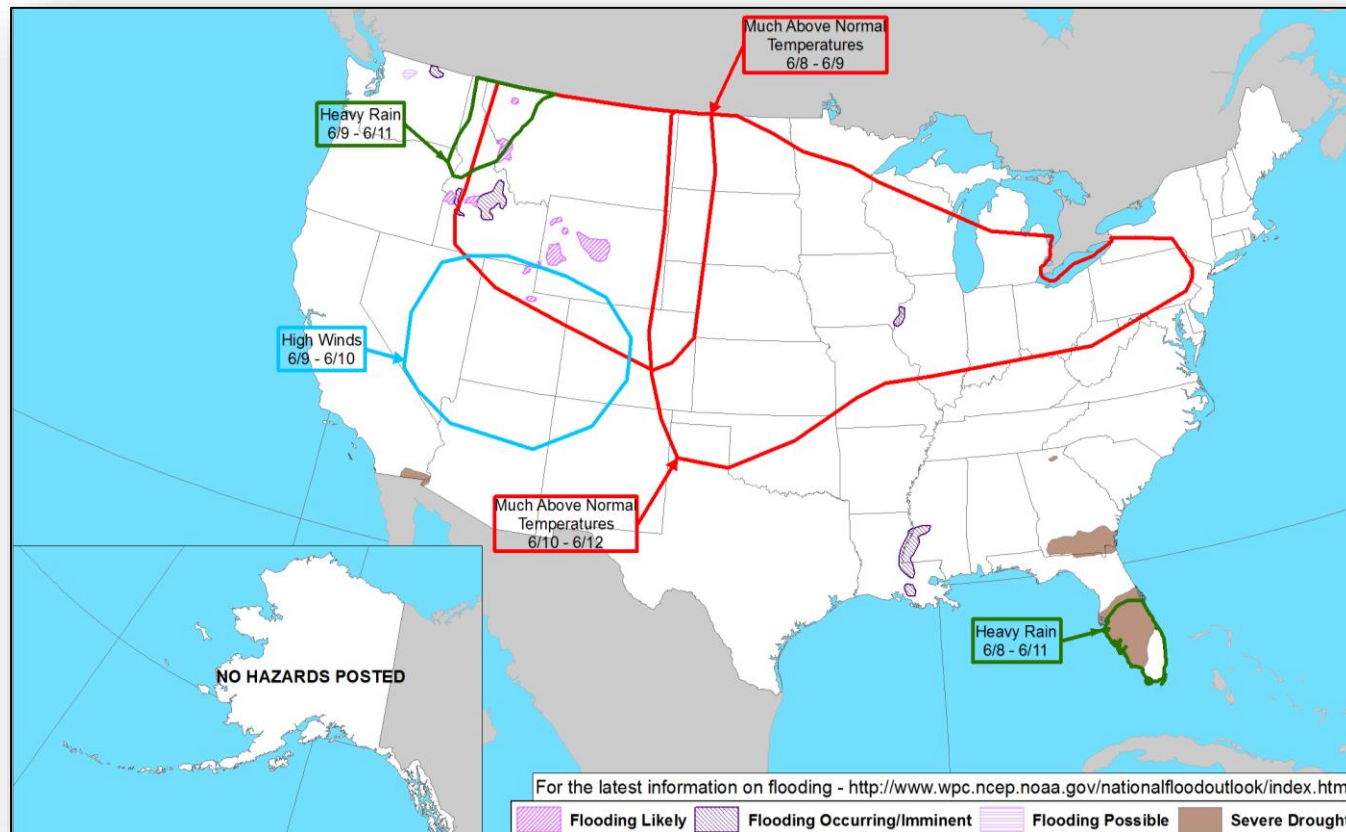


Tomorrow

Hazards Outlook – June 8-12



FEMA





Space Weather



FEMA

	Space Weather Activity	Geomagnetic Storms	Solar Radiation	Radio Blackouts
Past 24 Hours	None	None	None	None
Next 24 Hours	None	None	None	None
For further information on NOAA Space Weather Scales refer to http://www.swpc.noaa.gov/noaa-scales-explanation				



Joint Preliminary Damage Assessments



FEMA

Region	State / Location	Event	IA/PA	Number of Counties		Start – End
				Requested	Completed	
IV	Tennessee	Severe Weather May 21, 2017	IA	0	0	N/A
			PA	2	1	June 3 – TBD
VI	Oklahoma	Tornadoes, Straight-line Winds, Flooding, and Severe Storms May 16, 2017	IA	3	3	May 24 – 25
			PA	18	8	May 31 – TBD

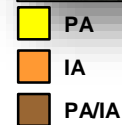
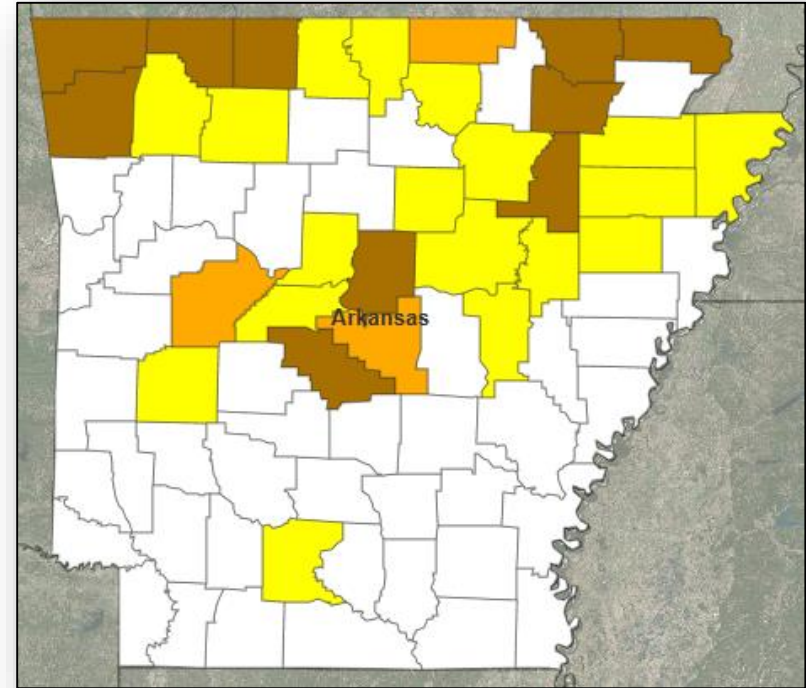
Declaration Request



FEMA

Kansas

- Governor requested a Major Disaster Declaration on June 6, 2017
- For severe storms, tornadoes, straight-line winds, and flooding that occurred April 26 – May 19, 2017
- Requesting:
 - Public Assistance for 28 counties
 - Individual Assistance for 13 counties
 - Hazard Mitigation statewide



Disaster Requests & Declarations



FEMA

Declaration Requests in Process		Requests APPROVED (since last report)	Requests DENIED (since last report)
4	Date Requested	0	0
NY – DR Severe Winter Storm and Snowstorm	May 29, 2017		
KS – DR Severe Winter Storm, Snowstorm, and Flooding	May 31, 2017		
PA – DR (Appeal) Snowstorm	June 2, 2017		
AR – DR Severe Storms, Tornadoes, and Flooding	June 6, 2017		

MERS Availability Summary



FEMA

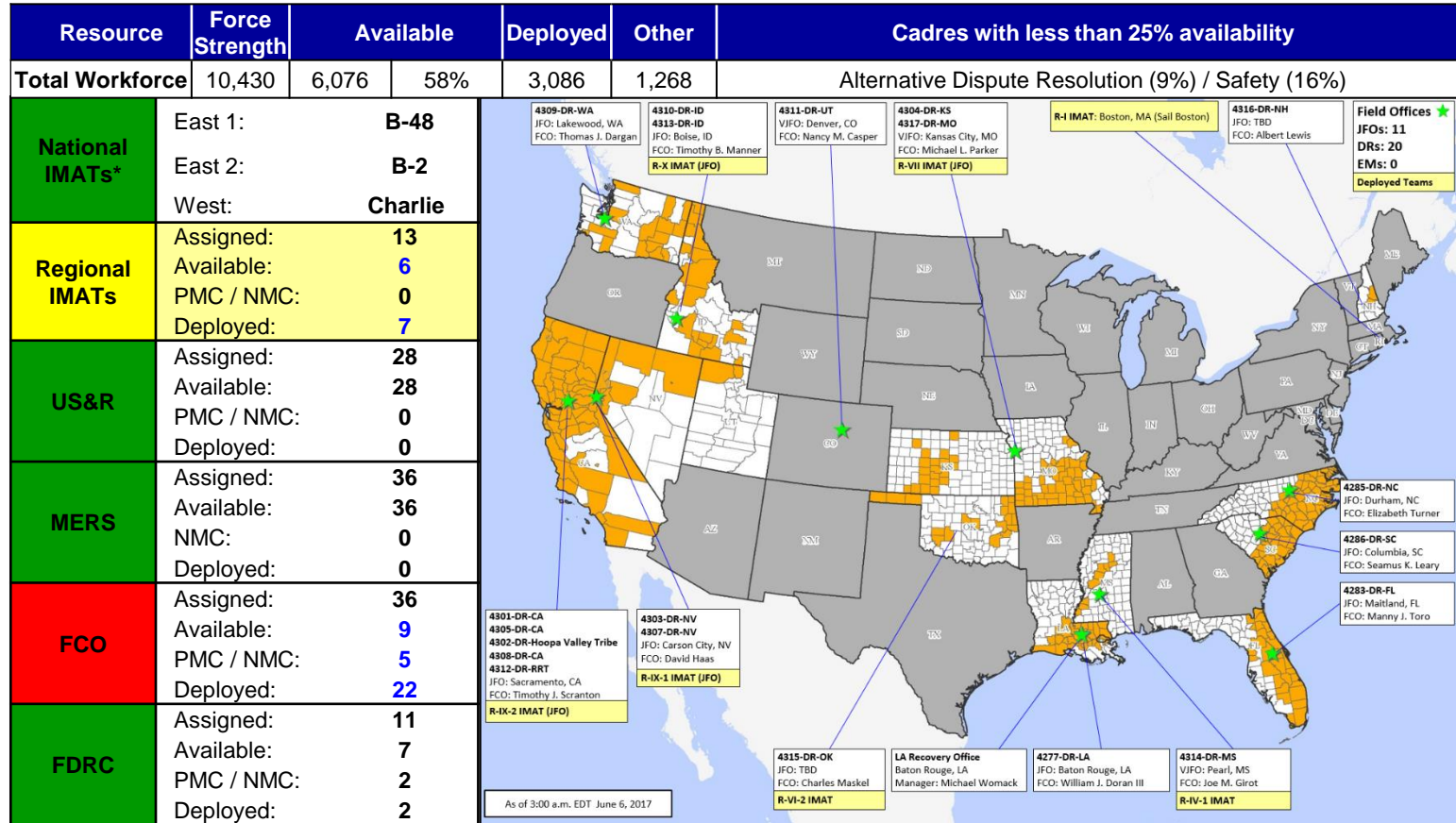
MERS Operations Center	Personnel Availability	Pacing Item Availability	Teams Deployed
Bothell, WA	100%	83%	0
Denton, TX	100%	75%	0
Denver, CO	100%	100%	0
Frederick, MD	97%	100%	0
Maynard, MA	98%	80%	0
Thomasville, GA	100%	87%	0
Overall MERS Availability	99%	88%	100%

Legend:	> 66%
	66% - 33%
	< 33%
As of:	June 6, 2017

Readiness – Deployable Teams and Assets



FEMA



*B-2 Status: Assemble ≤ 2-hrs, On Site ≤ 18-hrs; B-48 Status: Assemble and deploy ≤ 48hrs; Charlie Status: No team assemble time requirement

Readiness – Activation Teams



Resource	Status	Total	Status	Activated Team	Activation Level	Activation Times	Reason/Comments
NWC		5	Not Activated				
NRCC		2	Not Activated				NRCS Blue Team – June primary
HLT		1	Activated				
RWCs/MOCs		10	Activated	Region X	Enhanced Watch	Day Shift Only May 26 – June 09	Portland Rose Festival
RRCCs		10	Not Activated				

Back-up Regions (June 5-11): **VIII, V, and III**

Regional Back-up Slide - Update



FEMA

Criteria	Definition	Weighting			FEMA Region									
					I	II	III	IV	V	VI	VII	VIII	IX	X
All-Hazard Threats	Likelihood of imminent disaster that will exhaust the staffing resources of the region.	Steady State (15)	Localized (9)	Multiple (3)	9	9	9	9	15	9	15	15	15	15
Personnel Capabilities (IMAT, DA Work Force, etc.)	Availability of the extra staff resources.	Multiple Teams (20)	Extra Team (12)	<1 Full Team (4)	4	12	12	12	12	4	4	12	4	4
Number of JFOs Open in Region	Number of open or potential JFOs within the region that require staffing over the next 2 weeks relative to the number of states in the region.	≤ 25% (5)	≤ 50% ≥ (3)	≥ 75% (1)	5	5	5	3	5	3	5	5	3	3
Number of Declared Disasters or Emergencies in the Region	Number of active or potential disasters/emergencies being worked within the region that require staffing over the next 2 weeks relative to the number of states in the region.	≤ 25% (10)	≤ 50% ≥ (6)	≥ 75% (2)	10	10	10	6	10	6	2	10	2	2
		Totals			28	36	36	30	42	22	26	42	24	24

Regions VIII, V, and III

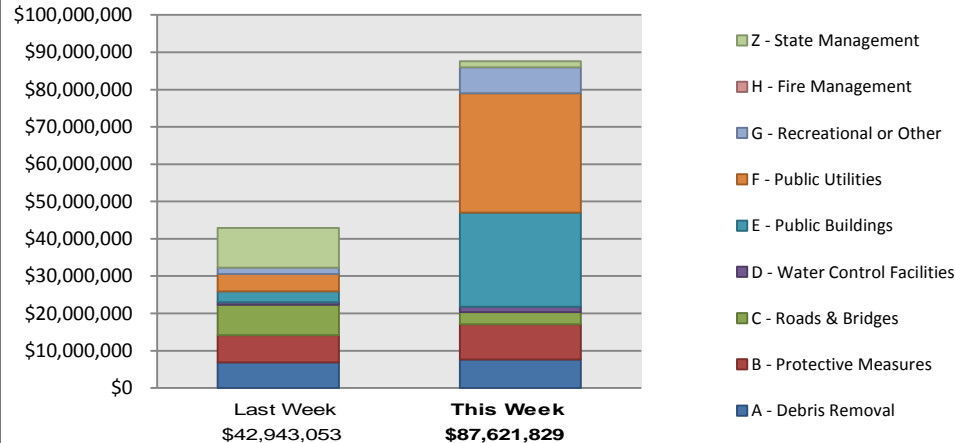
Public Assistance Grant Program



FEMA

PA Project Worksheets Obligated in past week, as of 06/05/17 at 1500 EDT										
PA Category	Emergency Work		Permanent Work							Total
	A - Debris Removal	B - Protective Measures	C - Roads & Bridges	D - Water Control Facilities	E - Public Buildings	F - Public Utilities	G - Recreational or Other	H - Fire Management	Z - State Management	
Number Of PWs Obligated	52	94	63	2	39	27	14	0	6	297
Federal Share Obligated	\$7,667,234	\$9,415,927	\$3,249,210	\$1,453,651	\$25,269,971	\$31,940,269	\$6,969,752	\$0	\$1,655,815	\$87,621,829

Public Assistance Obligated per Category
In the Past 2 Weeks – 05/22/2017 through 06/05/2017



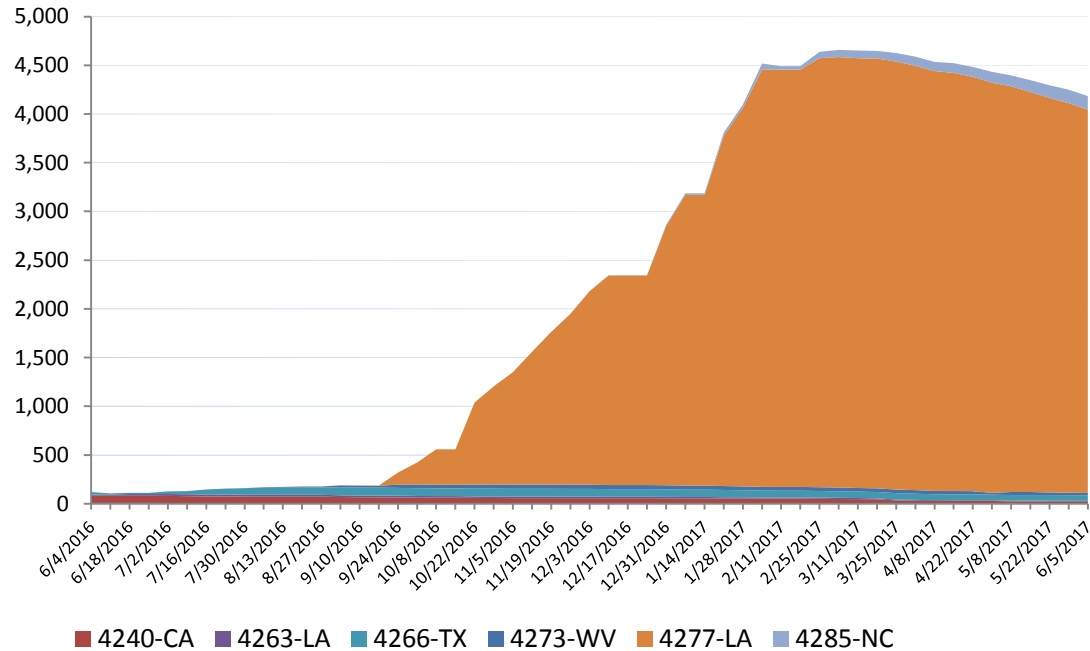
PA Highlights

- None

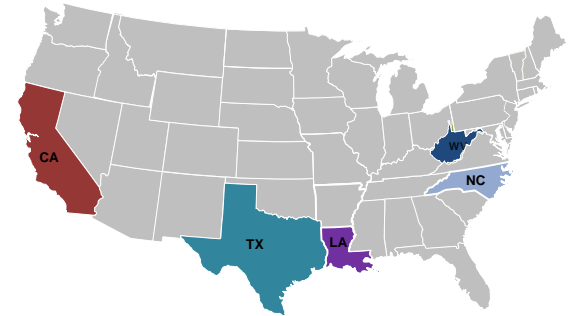
Direct Housing



Total Households in FEMA Direct Housing per State
Past Year per Week, 06/04/2016 – 06/05/2017, There are currently **4,184** Households
Occupying **4,184** Temporary Units



DR	IA Declaration Date	Program End Date	Current # of Households in Direct Housing (Weekly Change)
4240-CA	9/22/2015	3/22/2017	22 (-2)
4263-LA	3/13/2016	9/13/2017	7 (0)
4266-TX	3/19/2016	9/19/2017	57 (0)
4273-WV	6/25/2016	12/26/2017	24 (-8)
4277-LA	8/14/2016	2/14/2018	3996 (-55)
4285-NC	10/10/2016	4/10/2018	138 (+9)



States with Currently Occupied Units

NPSC Activity



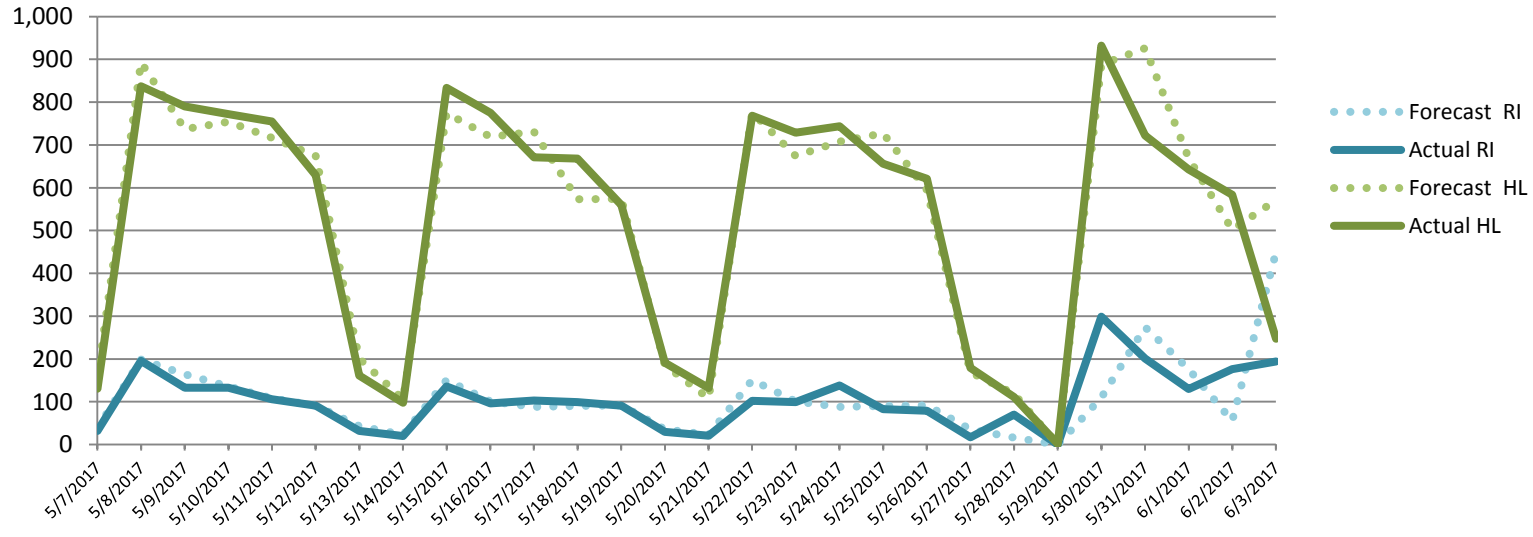
NPSC Call Activity in the Past Week

5/28/2017 through 6/03/2017

Call Type	Projected Calls	Actual Calls	Average Speed of Answer	Maximum Delay Time
Registration Intake:	1,081	1,070	:13	5:29
Helpline:	3,675	3,240	:12	3:29
Combined:	4,756	4,310	:12	5:29

NPSC Call Forecasting and Actual Calls Over the Past 4 Weeks

05/07/2017 through 06/03/2017



1 Disaster with a Currently Open Registration Period

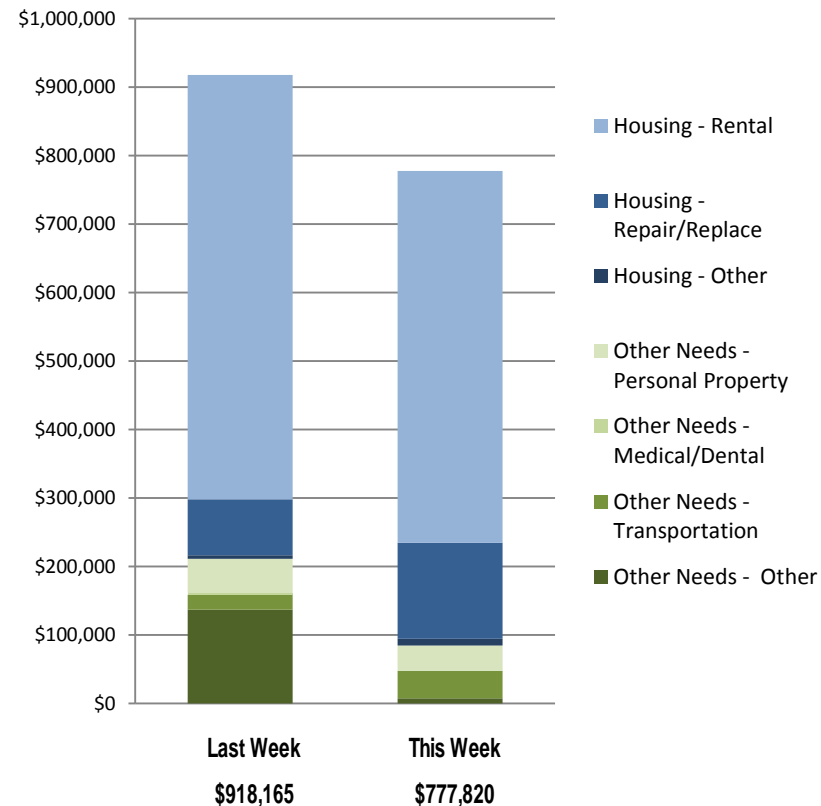
Individual Assistance Activity



FEMA

	Individuals and Households Program Activity As Of: 6/5/17				
		In Past 7 Days		Cumulative	
		Applicants Approved	Amount Approved	Applicants Approved	Amount Approved
	4317-MO Declared 06-02-2017 End Of Reg Period 08-01-2017				
Open Registration Period	Housing Assistance	1	\$21,518.55	1	\$21,518.55
	Other Needs Assistance	1	\$8,255.59	1	\$8,255.59
	Total IHP	\$29,774.14		\$29,774.14	
	Average IHP			\$29,774	
	Total Max Grants			0	
Other IHP Active	17 Declarations IHP Programmatically Open - Closed Registration *				
	Housing Assistance	195	\$671,815.62		
	Other Needs Assistance	39	\$76,230.60		
	Total IHP	\$748,046.22			
	Total IHP Approved in Past Week	\$777,820.36			

IHP Approved per Category in the Past 2 Weeks – 05/22/2017 through 06/05/2017





FEMA

FEMA's mission is to support our citizens and first responders to ensure that as a nation we work together to build, sustain, and improve our capability to prepare for, protect against, respond to, recover from, and mitigate all hazards.