

The Disaster Center is dedicated to the idea that disaster mitigation is cost effective and individuals pursuing their own interest are the greatest potential force for disaster reduction.

Please consider making a small donation to the Disaster Center



When disaster mitigation is cost effective, we are on the road to bringing disasters to an end.



FEMA

Daily Operations Briefing

Sunday, June 17, 2018

8:30 a.m. EDT

Significant Activity – June 16-17



FEMA

Significant Events: None

Tropical Activity:

- Atlantic – Disturbance 1: Low (20%)
- Eastern Pacific – Tropical Storm Carlotta (no threat to U.S. interests)
- Central Pacific – Tropical cyclone activity not expected in the next 48 hours
- Western Pacific – No activity threatening U.S. interests

Significant Weather:

- Severe Thunderstorms possible – Central Plains to the Great Lakes
- Flash Flooding possible – Central Rockies to the Great Lakes
- Elevated/Critical Fire Weather – AZ, NV, and UT
- Space Weather:
 - Past 24 hours: None
 - Next 24 hours: None

Earthquake Activity: No significant activity

Declaration Activity: None

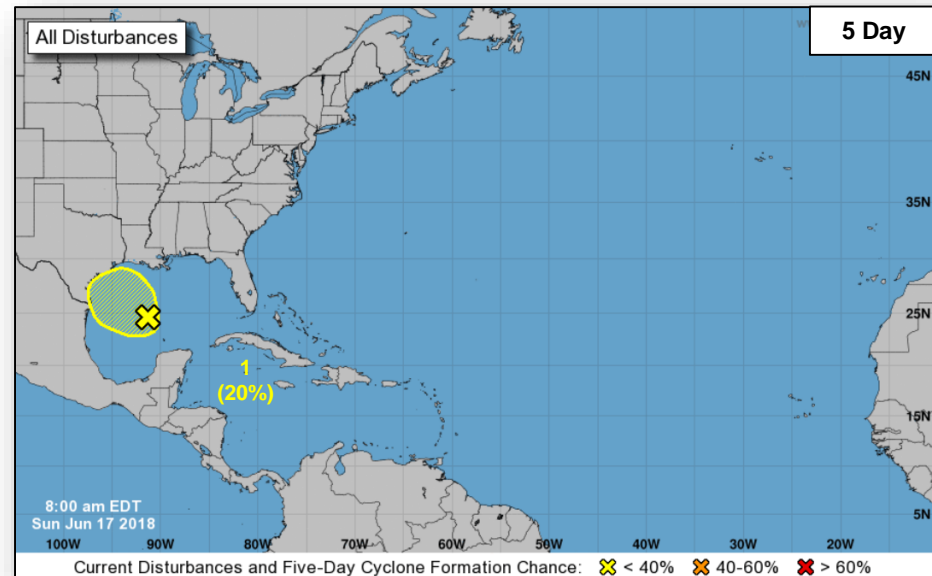
Tropical Outlook – Atlantic



FEMA

Disturbance 1 (as of 8:00 a.m. EDT)

- Located over the central Gulf of Mexico
- Environmental conditions do not support significant development
- Heavy rains and gusty winds likely reach portions of the TX and southwestern LA coasts later today
- Formation chance through 48 hours: Low (20%)
- Formation chance through 5 days: Low (20%)



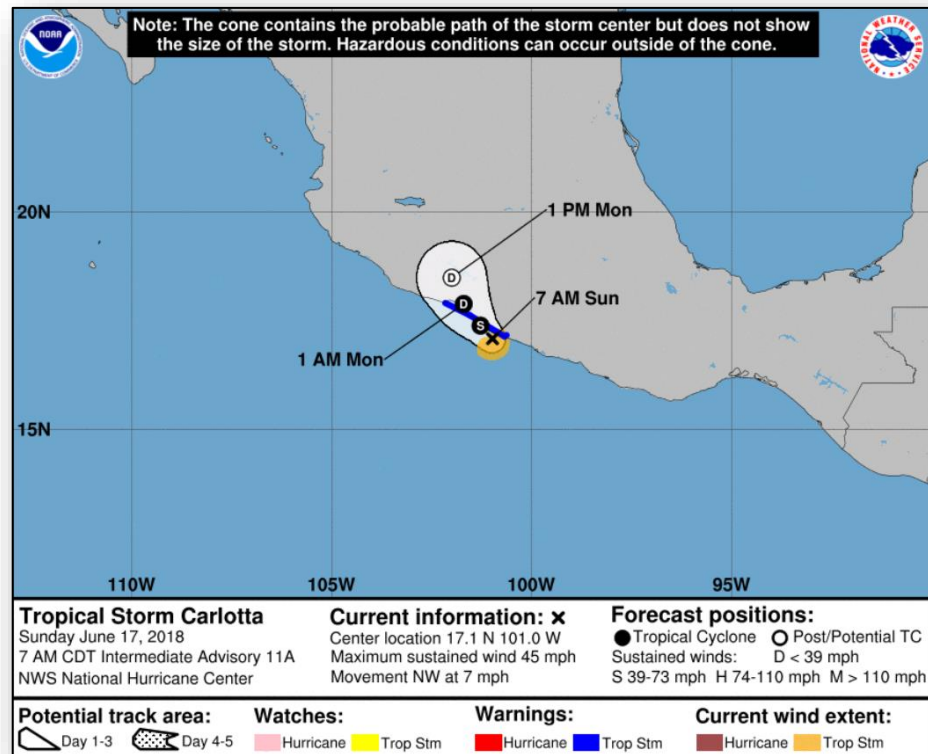
Tropical Outlook – Eastern Pacific



FEMA

Tropical Storm Carlotta (Advisory #11A as of 8:00 a.m. EDT)

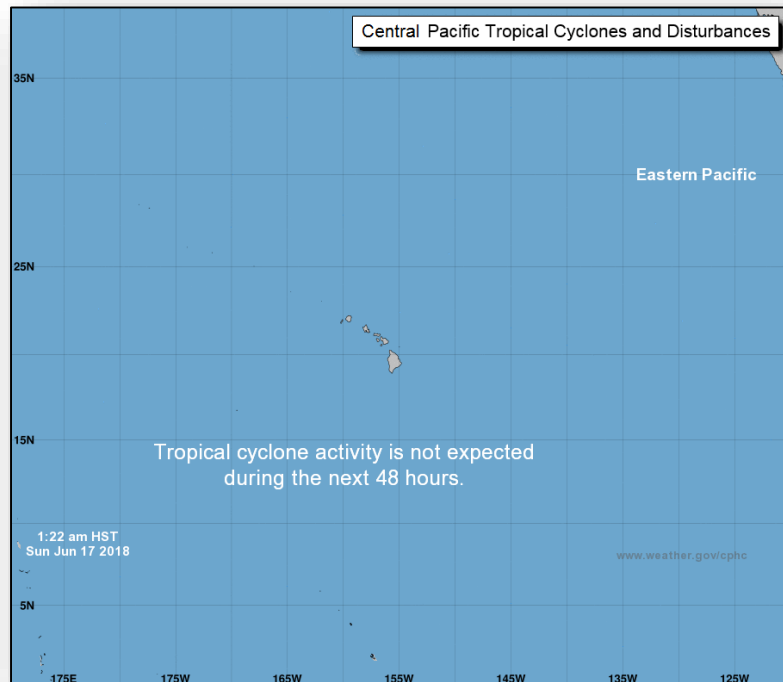
- Tracking along the southern coast of Mexico
- Maximum sustained winds 45 mph; moving NW
- Forecast to dissipate over Mexico today or Monday
- No threat to U.S. interests



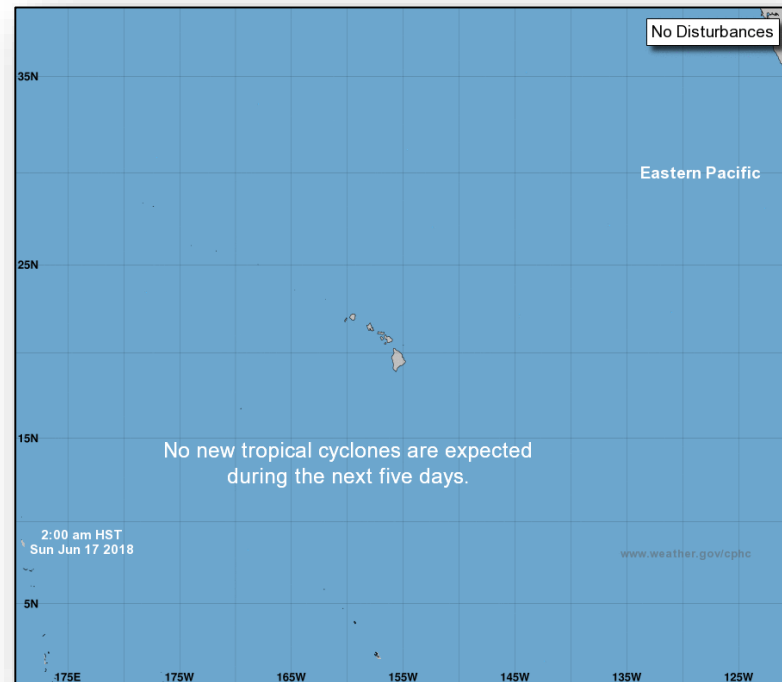
Tropical Outlook – Central Pacific



FEMA



48 Hour Outlook

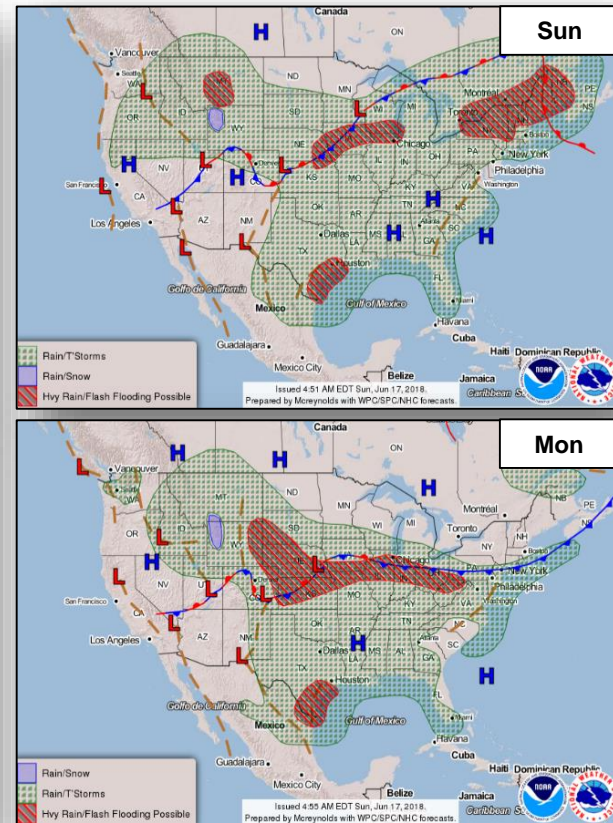
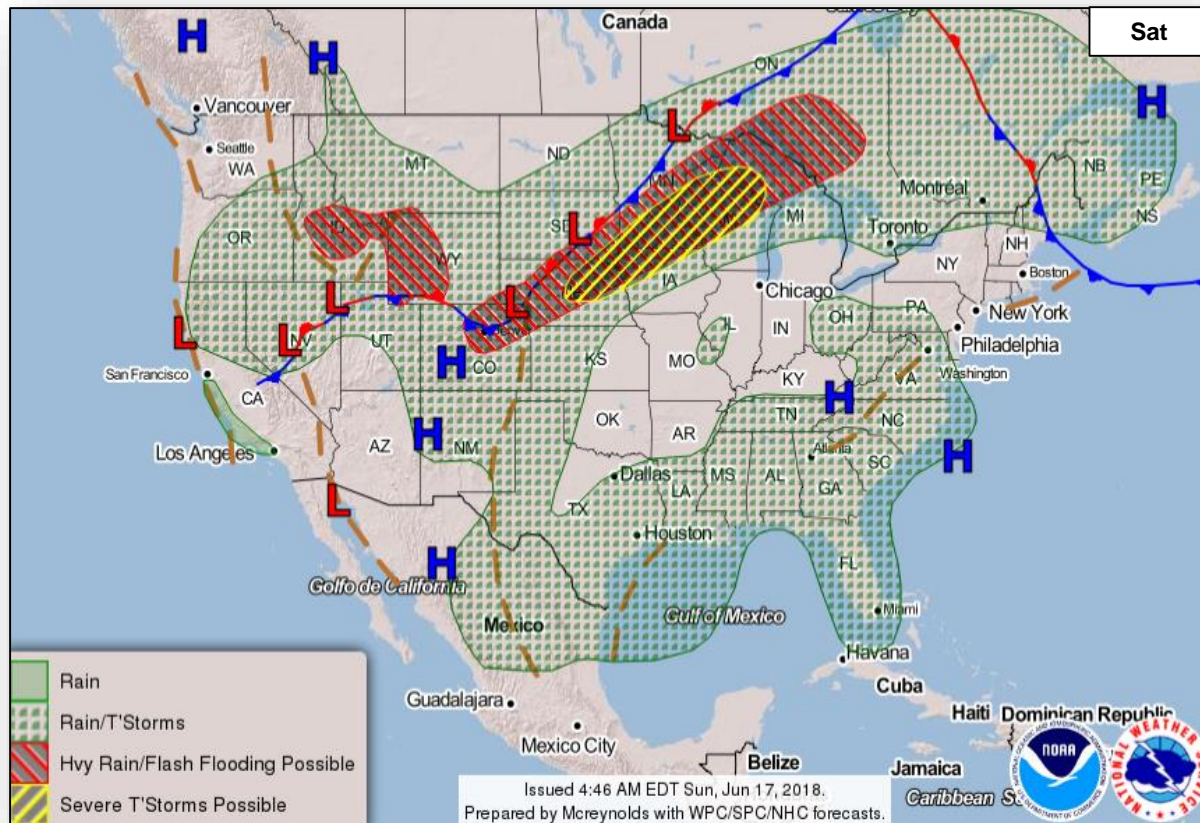


5 Day Outlook

National Weather Forecast



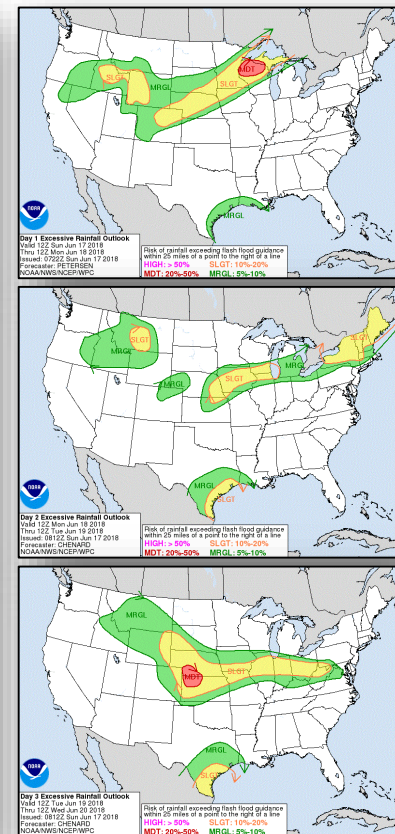
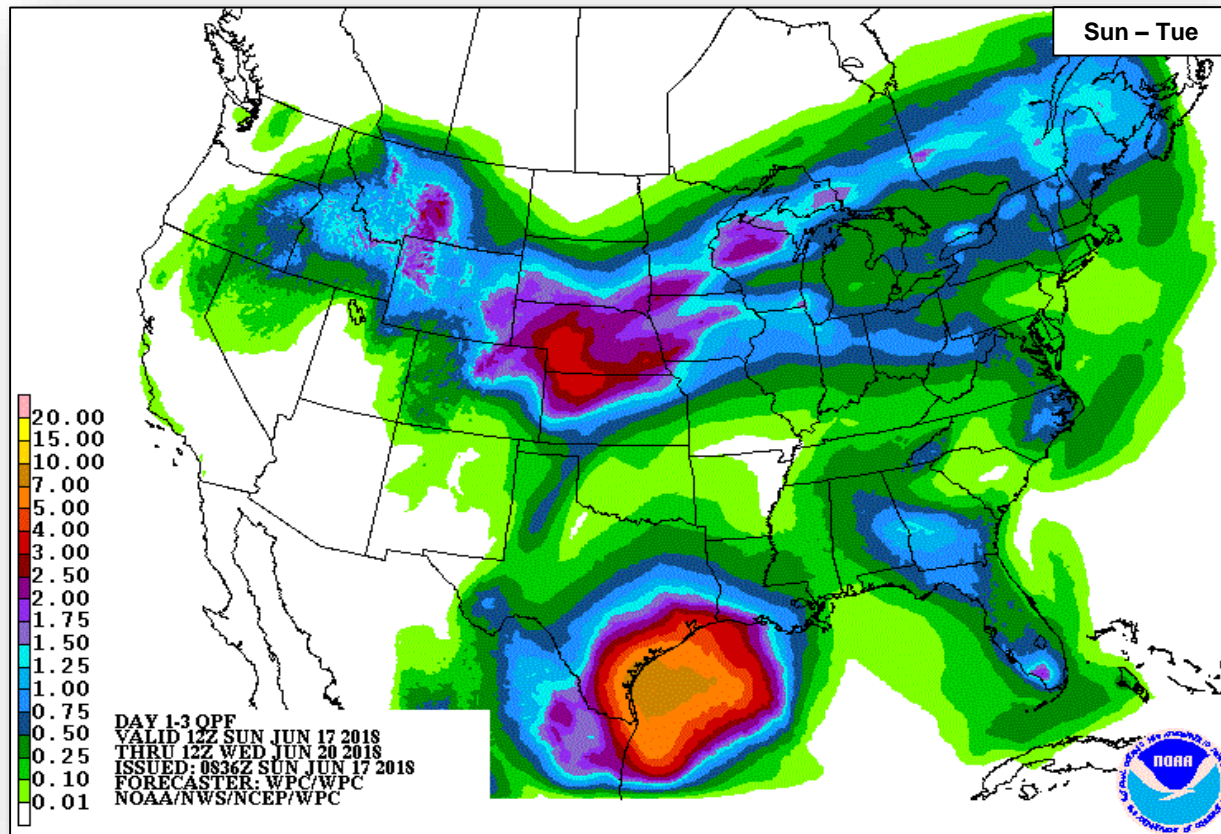
FEMA



Precipitation / Excessive Rainfall Forecast



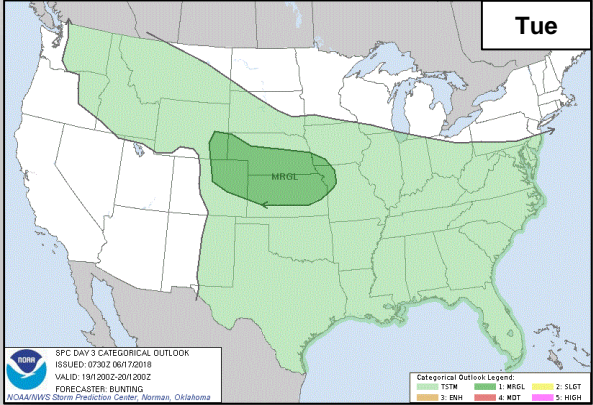
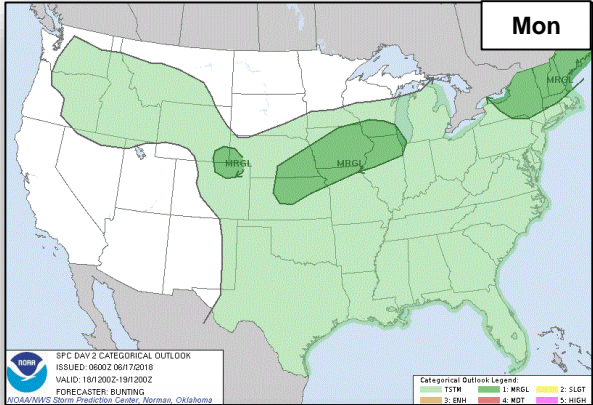
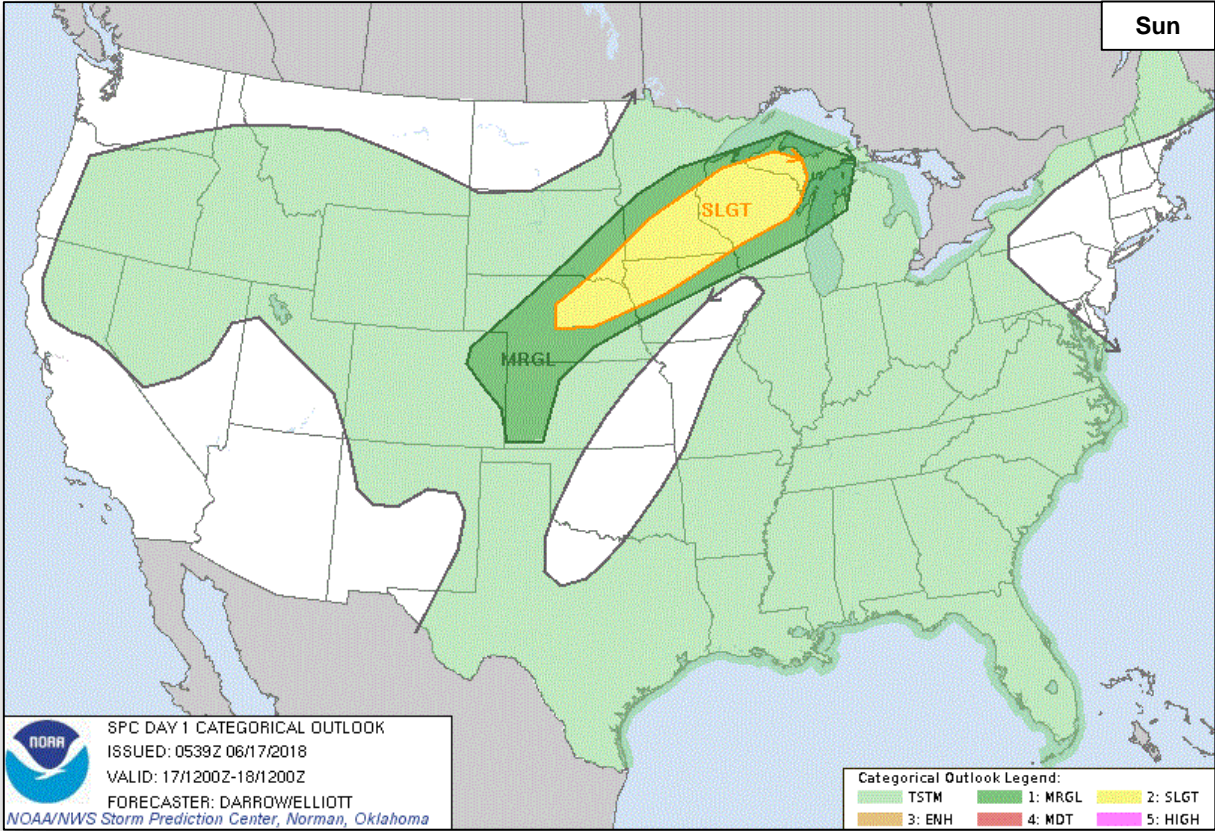
FEMA



Severe Weather Outlook



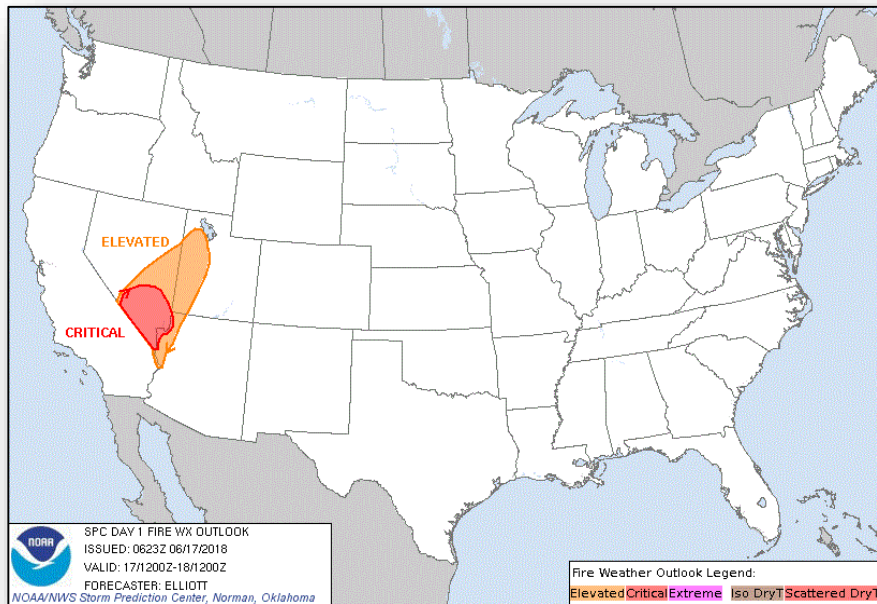
FEMA



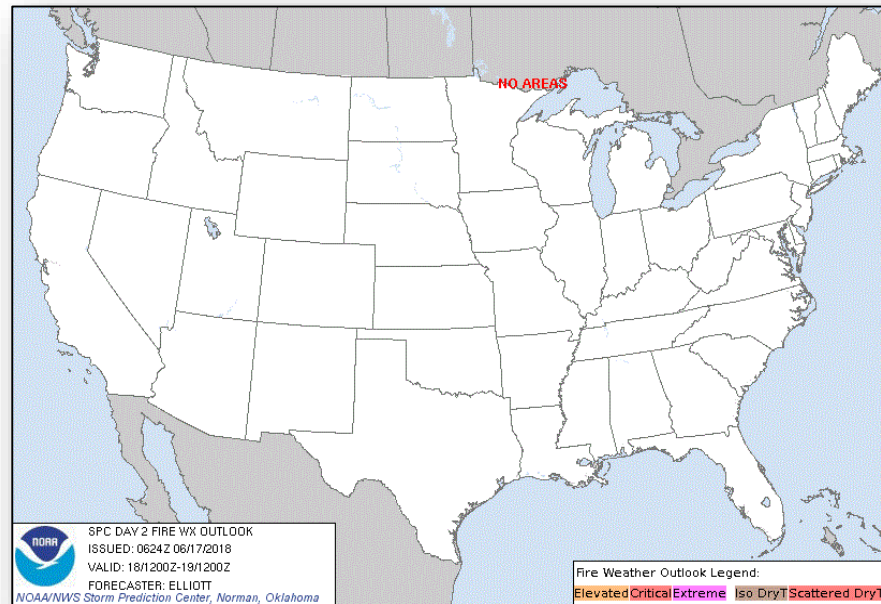
Fire Weather Outlook



FEMA



Sunday

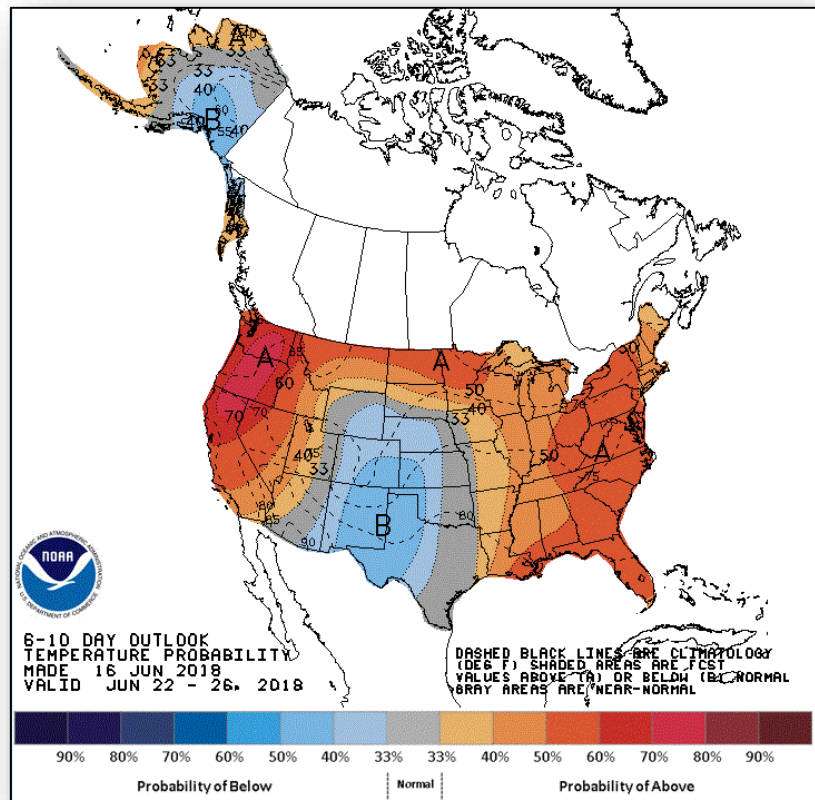


Monday

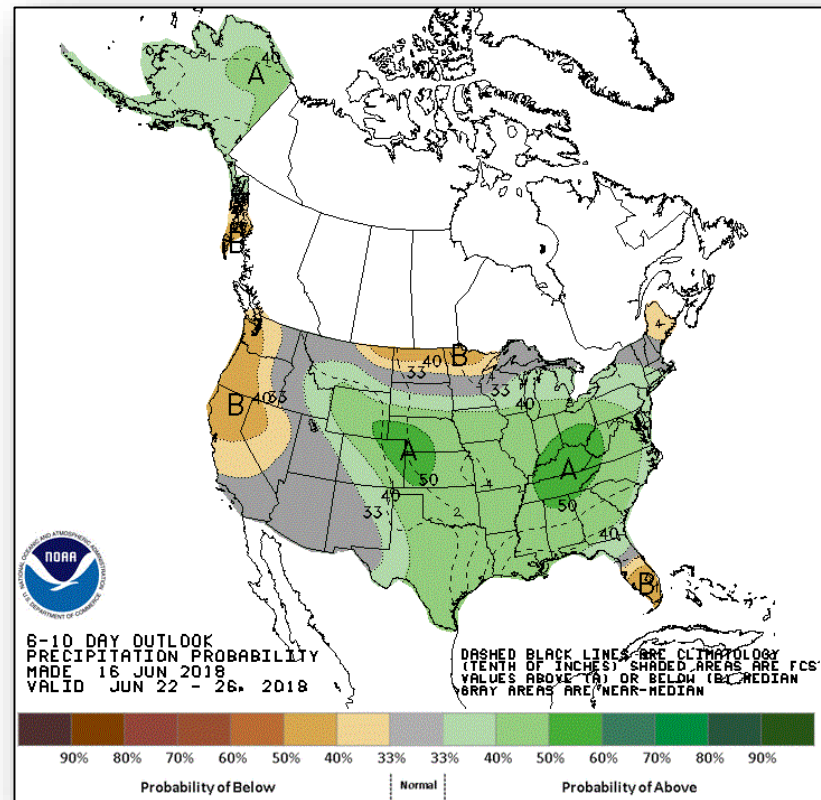
Long Range Outlooks – June 22-26



FEMA



Temperature Probability



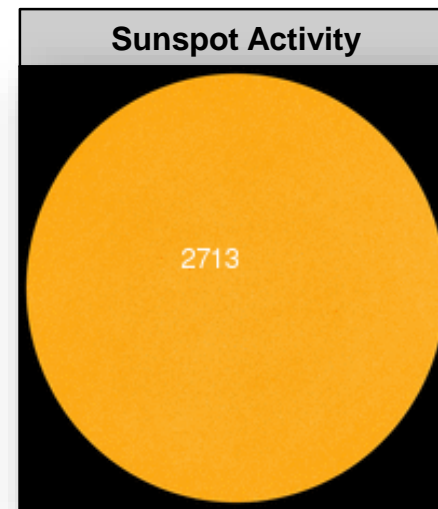

Precipitation Probability

Space Weather



FEMA

| | Space Weather Activity | Geomagnetic Storms | Solar Radiation | Radio Blackouts |
|--|------------------------|--------------------|-----------------|-----------------|
| Past 24 Hours | None | None | None | None |
| Next 24 Hours | None | None | None | None |
| For further information on NOAA Space Weather Scales refer to: http://www.swpc.noaa.gov/noaa-scales-explanation | | | | |



Wildfire Summary



FEMA

| Fire Name (County) | FMAG # | Acres Burned | Percent Contained | Evacuations (Residents) | Structures | | | Fatalities / Injuries |
|--------------------------|------------|--------------------|----------------------|----------------------------|--------------------|---------|---------------|--------------------------|
| | | | | | Threatened | Damaged | Destroyed | |
| Wyoming (1) | | | | | | | | |
| Badger Creek (Albany) | 5241-FM-WY | 19,243 (+4,283) | 28% (+28) | Mandatory / Voluntary | 496 (393 homes) | 1 home | 3 (1 home) | 0 / 2 (+2) |

Disaster Requests and Declarations



FEMA

| Declaration Requests in Process | | | | | Requests APPROVED (since last report) | Requests DENIED (since last report) |
|---|----|----|----|----------------|--|--|
| 7 | IA | PA | HM | Date Requested | 0 | 0 |
| MA – DR Severe Winter Storm | | X | X | April 30, 2018 | | |
| NE – DR Severe Winter Storm and Straight-line Winds | | X | X | May 16, 2018 | | |
| OK – DR Severe Storms and Wildfires | X | X | X | May 25, 2018 | | |
| MA – DR Severe Winter Storm and Snowstorm | | X | X | June 12, 2018 | | |
| FSM (Federated States of Micronesia) – Flooding* | | | | June 13, 2018 | | |
| MD – DR Severe Storms and Flooding | | X | X | June 13, 2018 | | |
| SD – DR Severe Storms and Flooding | | X | X | June 14, 2018 | | |

**Request made pursuant to the Compacts of Free Association, not under the Stafford Act*

Joint Preliminary Damage Assessments



FEMA

| Region | State / Location | Event | IA / PA | Number of Counties | | Start – End |
|--------|------------------|---|---------|--------------------|-----------|-------------|
| | | | | Requested | Completed | |
| I | VT | Heavy Rain and Wind May 4-5, 2018 | IA | 0 | 0 | N/A |
| | | | PA | 7 | 6 | 5/17 – TBD |
| | CT | Tornadoes and Severe Storms May 15, 2018 | IA | 3 | 0 | 6/11 – TBD |
| | | | PA | 3 | 0 | 6/11 – TBD |
| III | MD | Severe Weather May 27, 2018 and continuing | IA | 0 | 0 | N/A |
| | | | PA | 3 | 2 | 5/31 – TBD |
| VI | LA | Mississippi River Flooding March – May, 2018 | IA | 0 | 0 | N/A |
| | | | PA | 7 | 2 | 6/14 – TBD |
| VIII | MT | Snow Melt and Flooding April 12, 2018 and continuing | IA | 0 | 0 | N/A |
| | | | PA | 12/1* | 11 | 6/11 – TBD |

* Tribal Lands of the Fort Belknap Indian Reservation

Readiness – Deployable Teams and Assets



FEMA

| Resource | Force Strength | Available | Deployed | Other | Cadres with 25% or Less Availability |
|---------------------------------------|--|---|--|-------|---|
| IM Workforce | 11,647 | 3,921 34% | 4,342 | 3,384 | EHP 8% (31/377); HM 23% (220/957); IT 25% (161/639); NDRS 25% (66/263); OPS 24% (59/251) PA 13% (244/1,829); SAF 9% (5/54); SEC 8% (8/102) |
| National IMATs* (1-2 Teams) | East 1: East 2: West: | Deployed Charlie B-2 | <div> <div>4351-DR-AK 4369-DR-AK JFO: Anchorage, AK FCO: Thomas J. Dargan</div> <div>4319-DR-KS 4347-DR-KS FCO: C. Johnson-Cage VJFO: Kansas City, MO</div> <div>4343-DR-WI FCO: Janet M. Odeshoo 4360-DR-OH FCO: Steven W. Johnson VJFO: Chicago, IL</div> <div>4363-DR-IN JFO: Indianapolis, IN FCO: David G. Samaniego</div> <div>4359-DR-WV JFO: Charleston, WV FCO: Steven S. Ward</div> <div>4348-DR-NY - Closing June 29 JFO: Albany, NY FCO: Seamus K. Leary</div> <div>4354-DR-ME* 4355-DR-NH* 4356-DR-VT 4367-DR-ME 4370-DR-NH 4371-DR-NH FCO: James N. Russo JFO: Manchester, NH *R-IV IMAT (JFO)</div> <div>4368-DR-NJ JFO: TBD FCO: Lai Sun Yee</div> <div>4346-DR-SC FCO: Robert D. Samaan 4350-DR-MS 4358-DR-KY* 4361-DR-KY* FCO: Manny J. Toro VJFO: Atlanta, GA (R-IV HQ) *R-IV IMAT-1 (R-IV HQ)</div> <div>4338-DR-GA JFO: Atlanta, GA (DC Atlanta) FCO: Thomas J. McCool</div> <div>4337-DR-FL 4341-DR-STOF 3395-EM-FL JFO: Orlando, FL FCO: Allan L. Jarvis</div> <div>4336-DR-PR 4339-DR-PR JFO: Guaynabo, PR FCO: Michael F. Byrne MERS: Bothell, Denton, Denver, Frederick, Maynard, Thomasville</div> <div>4335-DR-USVI 4340-DR-USVI JFO: St. Croix, USVI FCO: William L. Vogel</div> </div> | | |
| Regional IMATs (4-6 Teams) | Assigned: Available: PMC / NMC: Deployed: | 13 6 5 2 | | | |
| US&R (≥ 66%) | Assigned: Available: PMC / NMC: Deployed: | 28 28 0 0 | | | |
| MERS (≥ 66%) | Assigned: Available: PMC / NMC: Deployed: | 36 35 0 1 | | | |
| FCO (≤ 1 Type I) | Assigned: Available: PMC / NMC: Deployed: | 33 7 3 23 | | | |
| FDRC (≥ 3) | Assigned: Available: PMC / NMC: Deployed: | 14 7 0 7 | | | |

* **B-2 Status:** Assemble ≤ 2-hrs, On Site ≤ 18-hrs; **B-48 Status:** Assemble and deploy ≤ 48hrs; **Charlie Status:** No team assemble time requirement

FEMA Readiness – Activation Teams



FEMA

| Status | | Activated Team | Activation Level | Activation Times | Reason / Comments |
|-----------------------------------|--------------|----------------|----------------------------------|---------------------|-------------------|
| NWC (5 Teams) | Steady State | | | | |
| NRCC (2 Teams) | Available | | | | |
| HLT (1 Team) | Activated | | | | |
| RWC / MOCs (10 Regions) | Steady State | Region V | Returned to Watch / Steady State | As of 7:00 a.m. EDT | Severe Weather |
| RRCCs (10 Regions) | Available | | | | |

Backup Regions: **VIII, VII, and II**



FEMA

**FEMA's mission is helping people
before, during, and after disasters.**