

The Disaster Center is dedicated to the idea that disaster mitigation is cost effective and individuals pursuing their own interest are the greatest potential force for disaster reduction.

Please consider making a small donation to the Disaster Center



When disaster mitigation is cost effective, we are on the road to bringing disasters to an end.



FEMA

Daily Operations Briefing

Wednesday, June 20, 2018

8:30 a.m. EDT

Significant Activity – June 19-20



FEMA

Significant Events: None

Tropical Activity:

- Atlantic – Tropical cyclone activity is not expected in the next 48 hours
- Eastern Pacific – Disturbance 1 – Low (20%)
- Central Pacific – Tropical cyclone activity is not expected in the next 48 hours
- Western Pacific – No activity

Significant Weather:

- Flash flooding possible – Southern Plains; Northern/Central Plains to Mid-Atlantic
- Elevated fire weather - NV
- Space Weather – Past 24 hours: none occurred; next 24 hours: none predicted

Earthquake Activity: No significant activity

Declaration Activity: None

Tropical Outlook – Atlantic



48 Hour Outlook



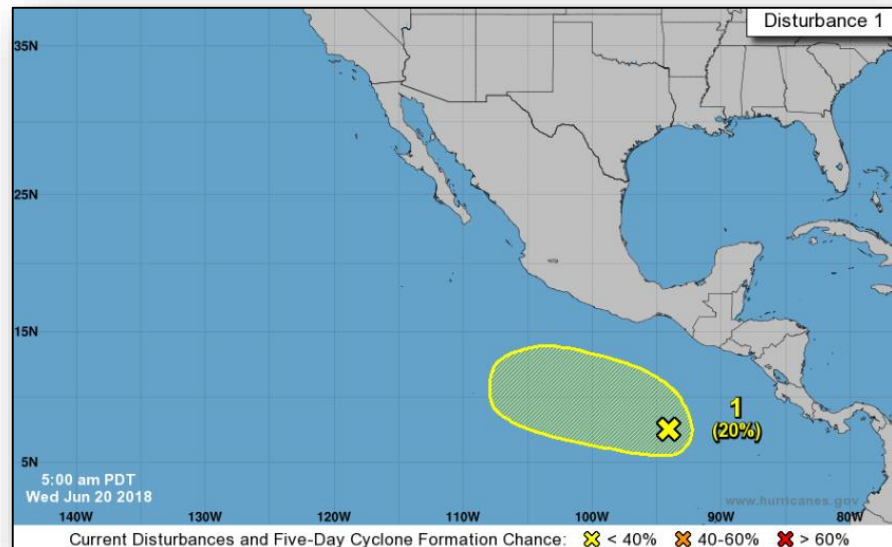
5 Day Outlook

Tropical Outlook – Eastern Pacific

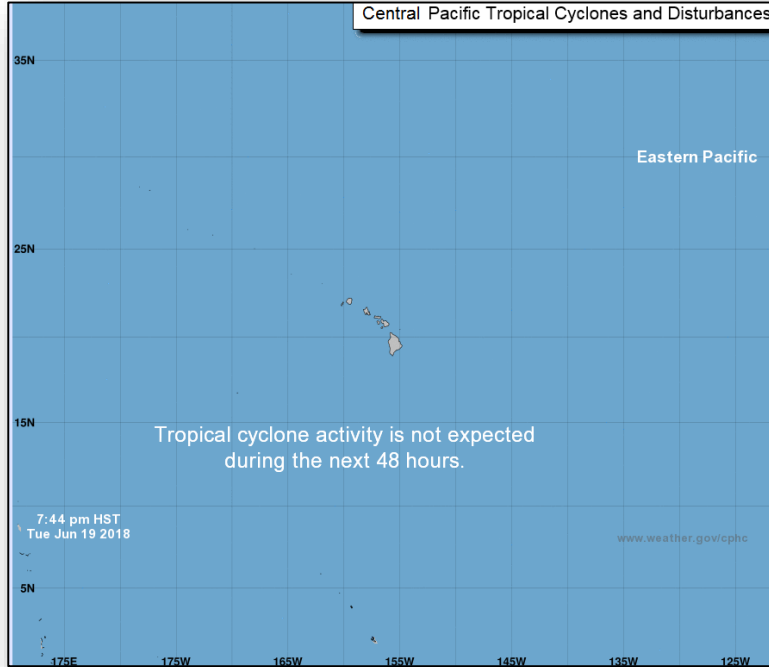


Disturbance 1 (as of 2:00 am EDT)

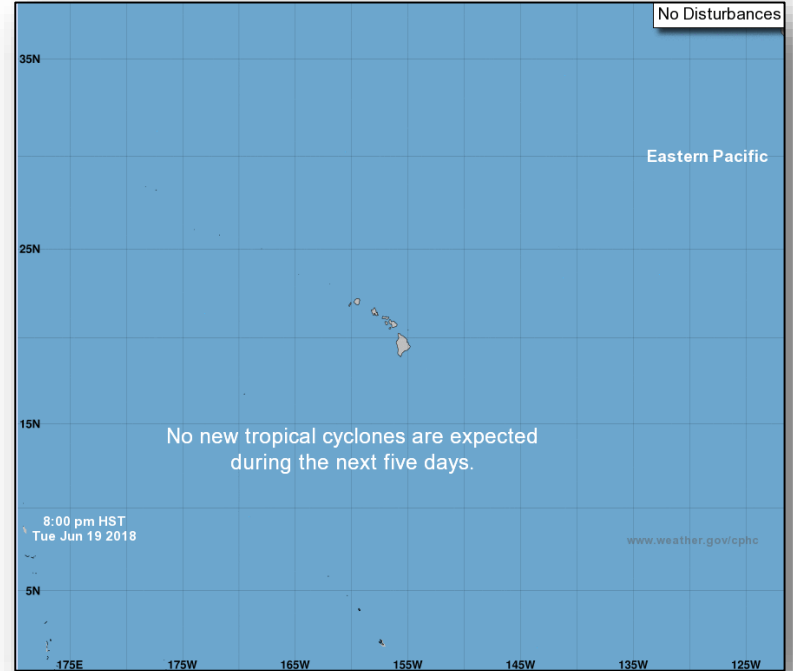
- Located several hundred miles south of Guatemala
- Moving slowly W to WNW well offshore the coast of Mexico
- Formation chance through 48 hours: Low (near 0%)
- Formation chance through 5 days: Low (20%)



Tropical Outlook – Central Pacific



48 Hour Outlook

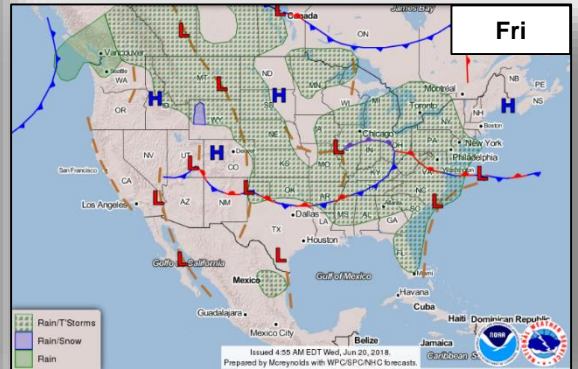
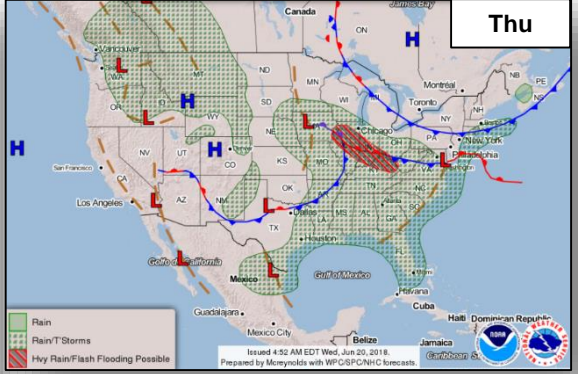
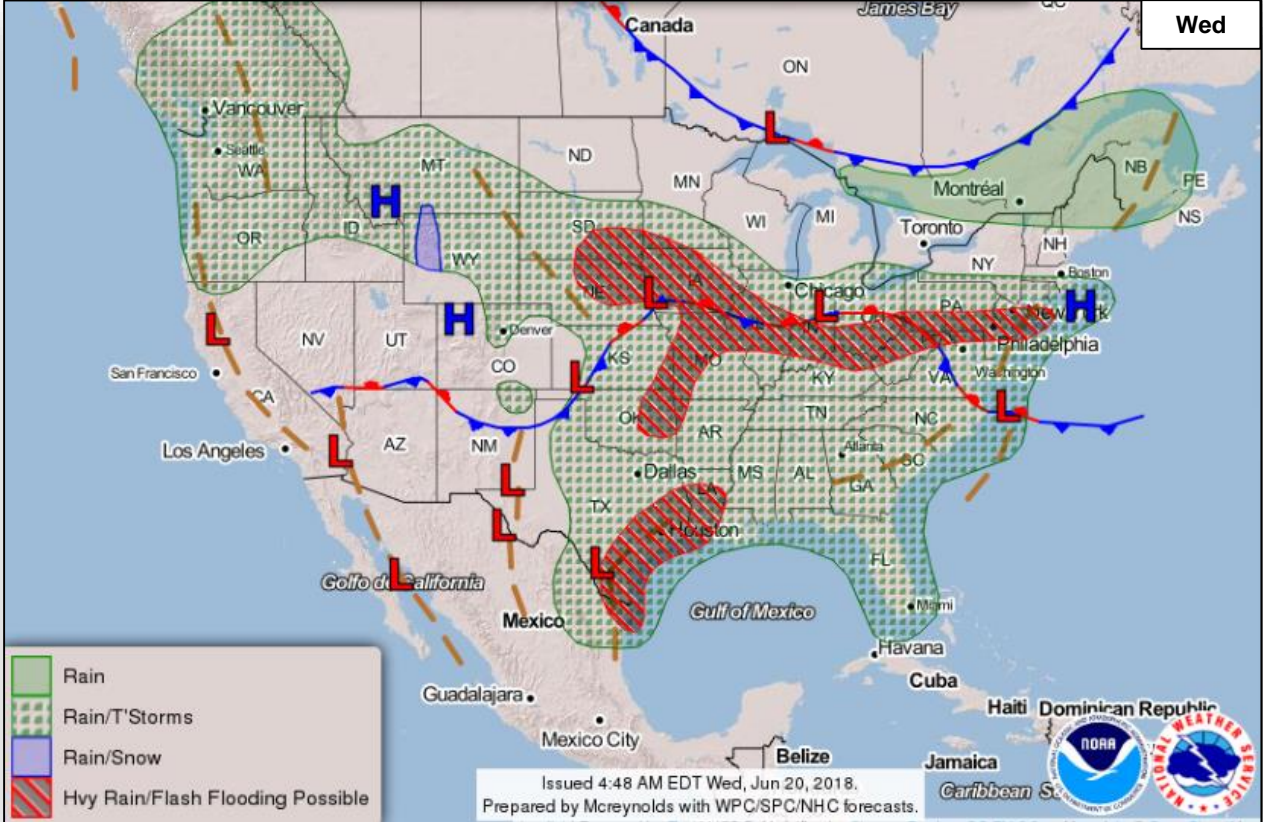


5 Day Outlook

National Weather Forecast



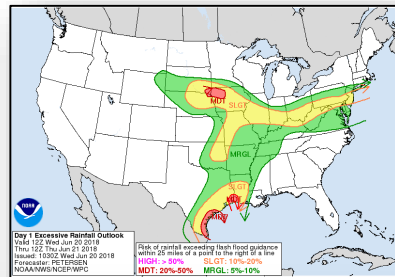
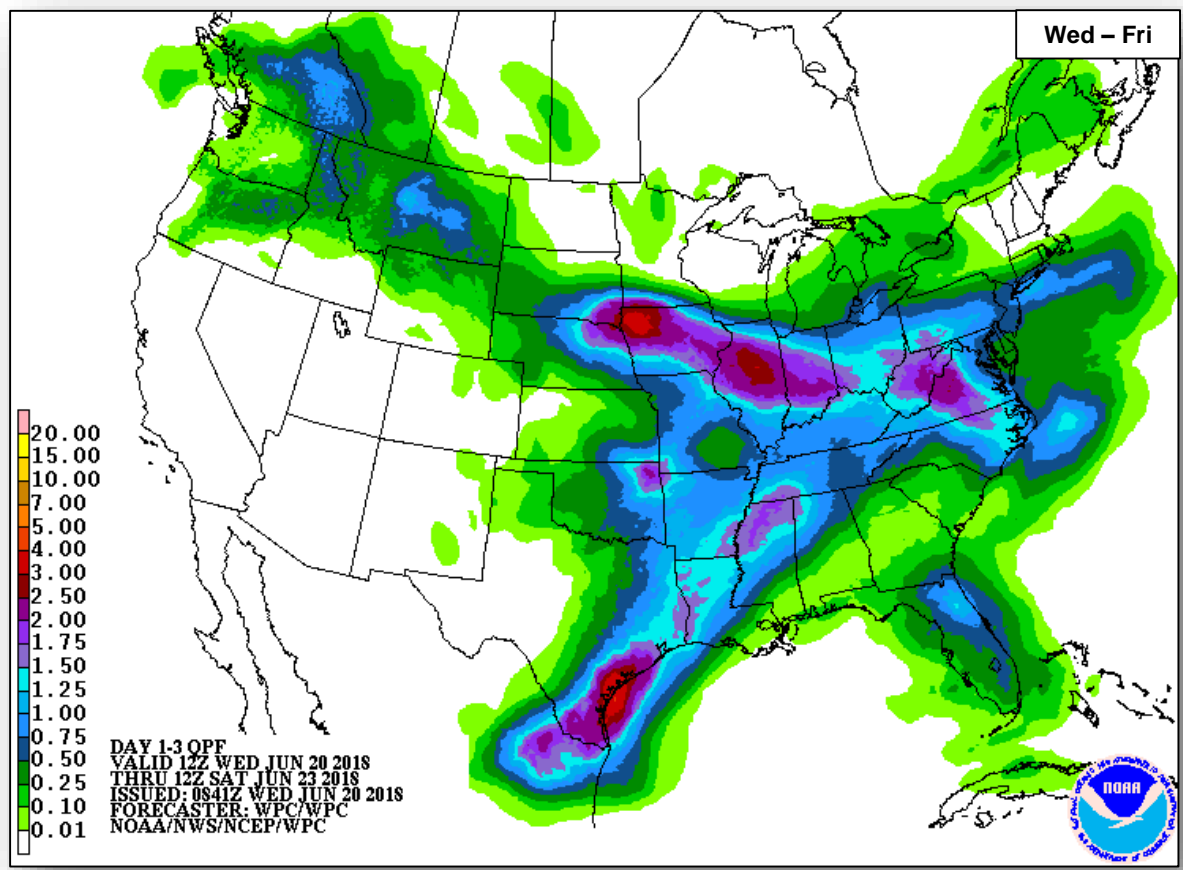
FEMA



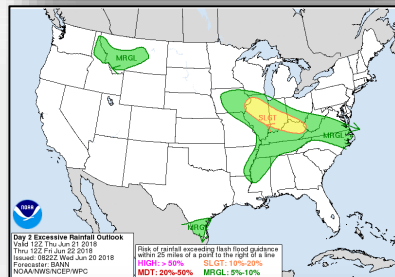
Precipitation / Excessive Rainfall Forecast



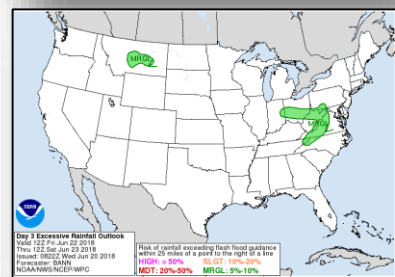
FEMA



Wed



Thu

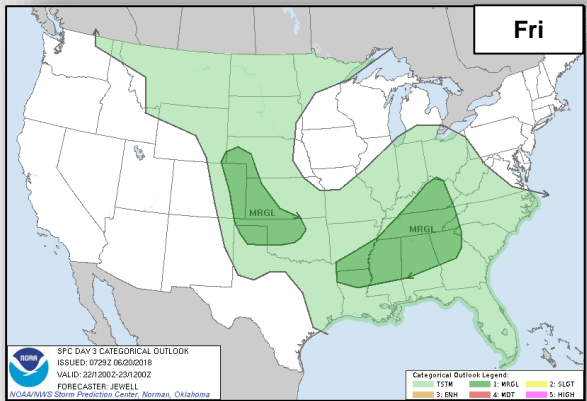
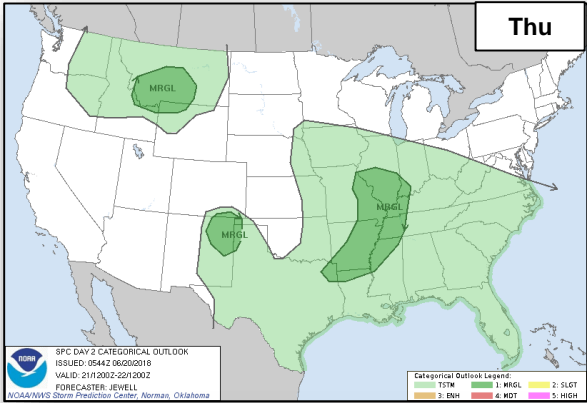
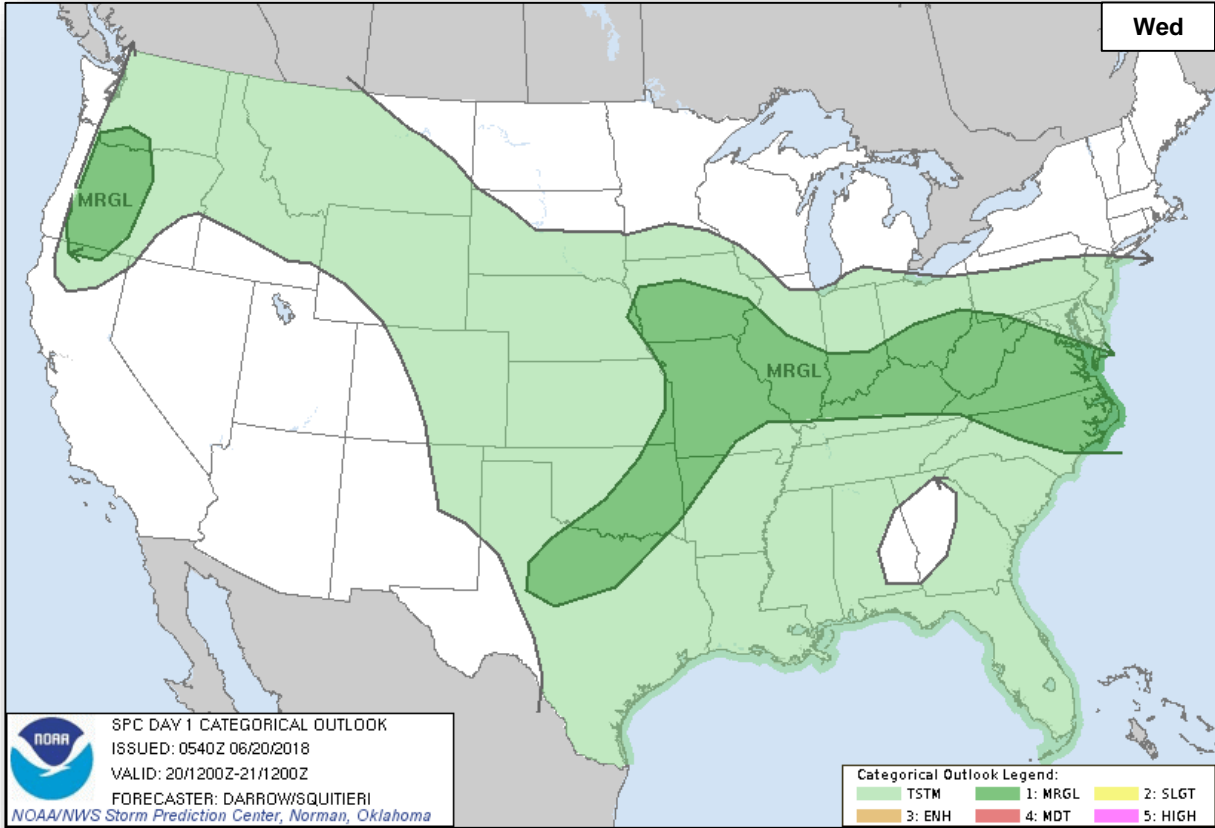


Fri

Severe Weather Outlook



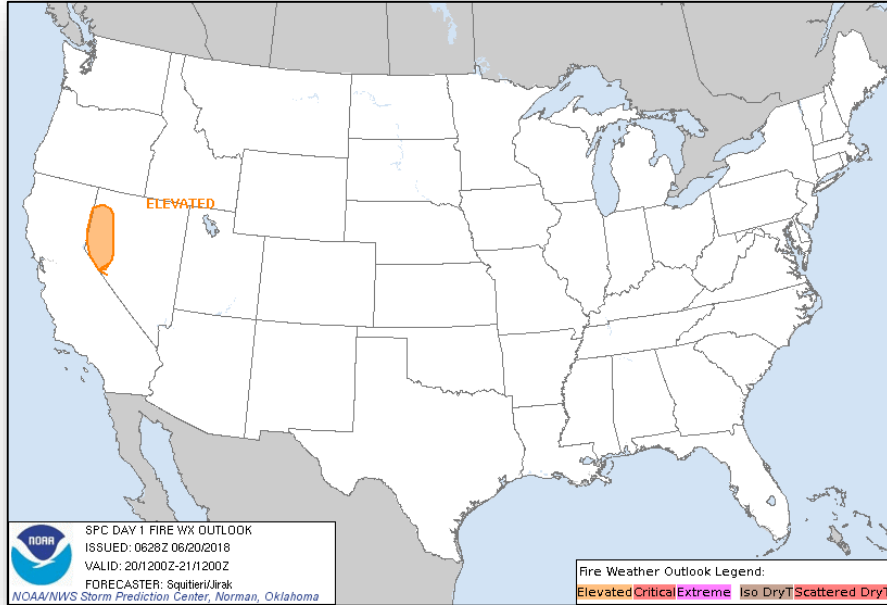
FEMA



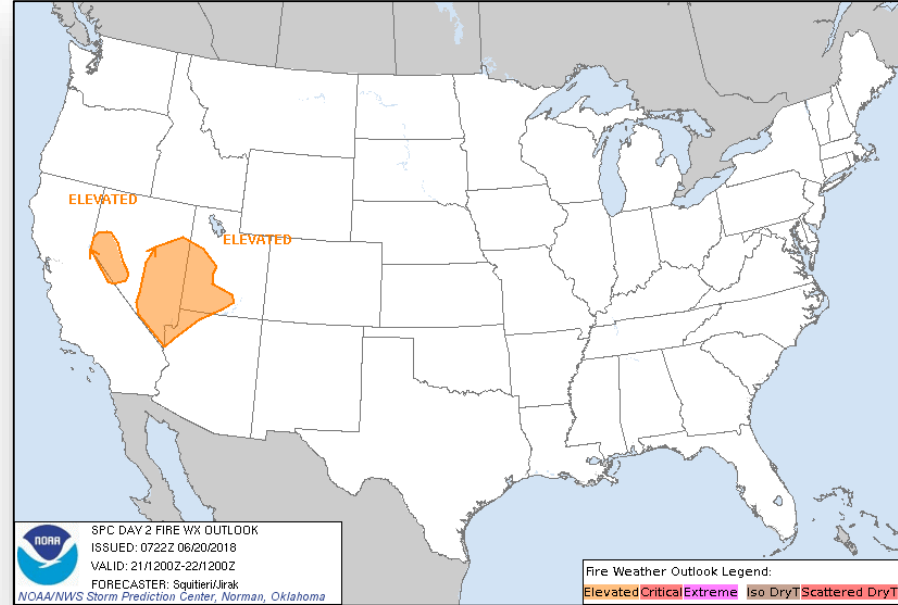
Fire Weather Outlook



FEMA



Wednesday

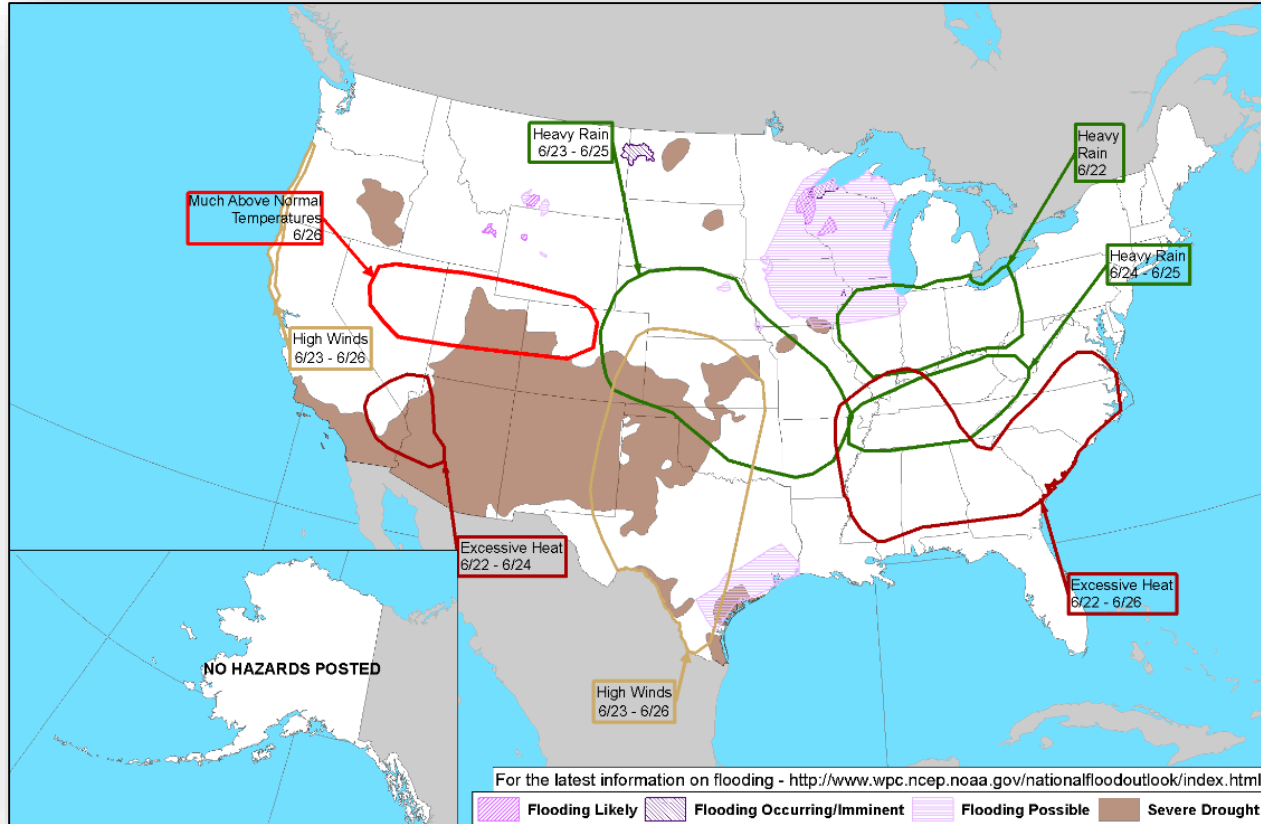


Thursday

Hazards Outlook – June 22-26



FEMA



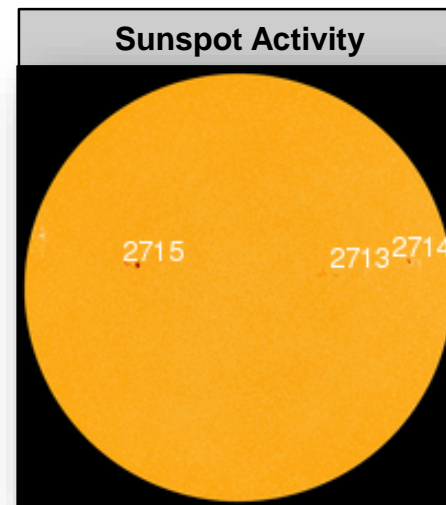

Space Weather



FEMA

	Space Weather Activity	Geomagnetic Storms	Solar Radiation	Radio Blackouts
Past 24 Hours	None	None	None	None
Next 24 Hours	None	None	None	None

For further information on NOAA Space Weather Scales refer to: <http://www.swpc.noaa.gov/noaa-scales-explanation>



Wildfire Summary



FEMA

Fire Name (County)	FMAG #	Acres Burned	Percent Contained	Evacuations (Residents)	Structures			Fatalities / Injuries
					Threatened	Damaged	Destroyed	
Nevada (1)								
Upper Colony (Lyon County) FINAL	5242-FM-NV Jun 17, 2018	1,202 (NC)	57% (+37)	Lifted	92 (50 homes)	0	0	0 / 0

Disaster Requests and Declarations



FEMA

Declaration Requests in Process					Requests APPROVED (since last report)	Requests DENIED (since last report)
8	IA	PA	HM	Date Requested	0	0
MA – DR Severe Winter Storm		X	X	April 30, 2018		
NE – DR Severe Winter Storm and Straight-line Winds		X	X	May 16, 2018		
OK – DR Severe Storms and Wildfires	X	X	X	May 25, 2018		
MA – DR Severe Winter Storm and Snowstorm		X	X	June 12, 2018		
Federated States of Micronesia (FSM) – Flooding <i>*Request made pursuant to the Compacts of Free Association, not under Stafford Act.</i>				June 13, 2018		
MD – DR Severe Storms and Flooding		X	X	June 13, 2018		
SD – DR Severe Storms and Flooding		X	X	June 14, 2018		
MT – DR Flooding		X	X	June 18, 2018		

Joint Preliminary Damage Assessments



FEMA

Region	State / Location	Event	IA / PA	Number of Counties		Start – End
				Requested	Completed	
I	VT	Heavy Rain and Wind May 4-5, 2018	IA	0	0	N/A
			PA	7	6	5/17 – TBD
	CT	Tornadoes and Severe Storms May 15, 2018	IA	3	0	6/11 – TBD
			PA	3	0	6/11 – TBD
III	MD	Severe Weather May 27, 2018 and continuing	IA	0	0	N/A
			PA	3	2	5/31 – TBD
	WV	Severe Weather and Flooding May 28, 2018	IA	0	0	N/A
			PA	8	5	6/18 – TBD
VI	LA	Mississippi River Flooding March – May, 2018	IA	0	0	N/A
			PA	7	7	6/14 – 6/15

Readiness – Deployable Teams and Assets



Resource	Force Strength	Available	Deployed	Other	Cadres with 25% or Less Availability
IM Workforce	11,653 ▲	3,924 ▼ 34%	4,314 ▼	3,415	EHP 9% (32/377); FL 25% (34/137); HM 23% (220/959); IT 25% (159/642); OPS 25% (63/251); PA 14% (246/1,827); SAF 9% (5/54); SEC 10% (10/102)
National IMATs* (1-2 Teams)	East 1: East 2: West:	Deployed Charlie B-2			
(Regional IMATs (4-6 Teams)	Assigned: Available: PMC / NMC: Deployed:	13 5 3 5			
US&R (≥ 66%)	Assigned: Available: PMC / NMC: Deployed:	28 28 0 0			
MERS (≥ 66%)	Assigned: Available: PMC / NMC: Deployed:	36 35 0 1			
FCO (≤ 1 Type I)	Assigned: Available: PMC / NMC: Deployed:	33 8 3 22			
FDRC (≥ 3)	Assigned: Available: PMC / NMC: Deployed:	14 4 1 9			

* **B-2 Status:** Assemble ≤ 2-hrs, On Site ≤ 18-hrs; **B-48 Status:** Assemble and deploy ≤ 48hrs; **Charlie Status:** No team assemble time requirement

FEMA Readiness – Activation Teams



Status		Activated Team	Activation Level	Activation Times	Reason / Comments
NWC (5 Teams)	Steady State				
NRCC (2 Teams)	Available	Gold Team	Level I	8:00 a.m. - 4:00 p.m. EDT	Hurricane Exercise
HLT (1 Team)	Activated				
RWC / MOCs (10 Regions)	Steady State				
RRCCs (10 Regions)	Activated	Region II	I	24/7	Hurricane Exercise

Backup Regions: VII, V, and VIII



FEMA

FEMA's mission is helping people before, during, and after disasters.