

The Disaster Center is dedicated to the idea that disaster mitigation is cost effective and individuals pursuing their own interest are the greatest potential force for disaster reduction.

Please consider making a small donation to the Disaster Center



When disaster mitigation is cost effective, we are on the road to bringing disasters to an end.



FEMA

Daily Operations Briefing

Tuesday, June 26, 2018

8:30 a.m. EDT

Significant Activity – June 25-26



FEMA

Significant Events: None

Tropical Activity:

- Atlantic – Tropical cyclone activity is not expected in the next 48 hours
- Eastern Pacific – Tropical Depression Daniel; Disturbance 1 – High (90%); Disturbance 2 – High (90%)
- Central Pacific – Tropical cyclone activity is not expected in the next 48 hours
- Western Pacific – No activity

Significant Weather:

- Severe thunderstorms possible – Central Plains to Middle Mississippi and Ohio valleys and Great Lakes; Carolinas
- Flash flooding possible – Central Plains to Ohio and Tennessee valleys; Upper Mississippi Valley to Great Lakes; coastal Carolinas
- Elevated fire weather – NV & UT
- Red Flag Warnings – WY
- Space Weather – Past 24 hours: minor, geomagnetic storms reaching G1 level occurred; next 24 hours: none predicted

Earthquake Activity: No significant activity

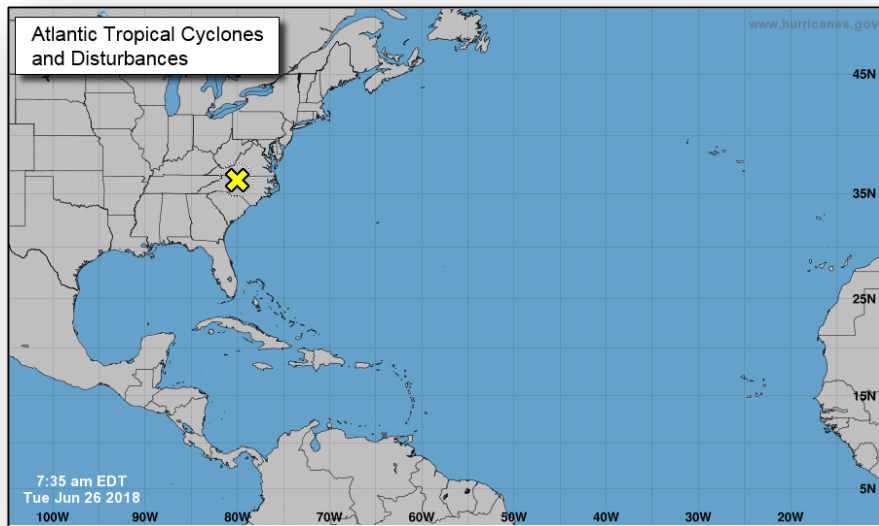
Declaration Activity:

- Major Disaster Declarations Approved – Massachusetts, Oklahoma, and Maryland
- Major Disaster Declaration Request – Maryland

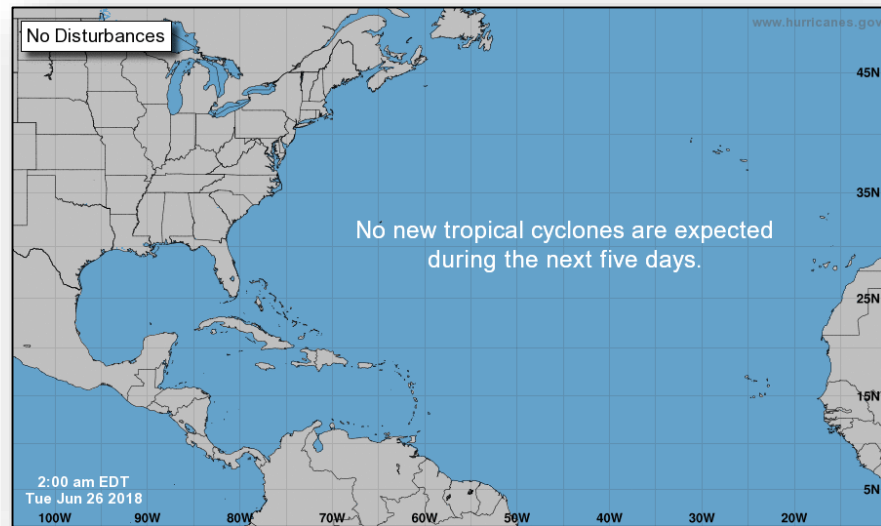
Tropical Outlook – Atlantic



FEMA



48 Hour Outlook



5 Day Outlook

Tropical Outlook – Eastern Pacific



Tropical Depression Daniel (Advisory #10 as of 5:00 a.m. EDT)

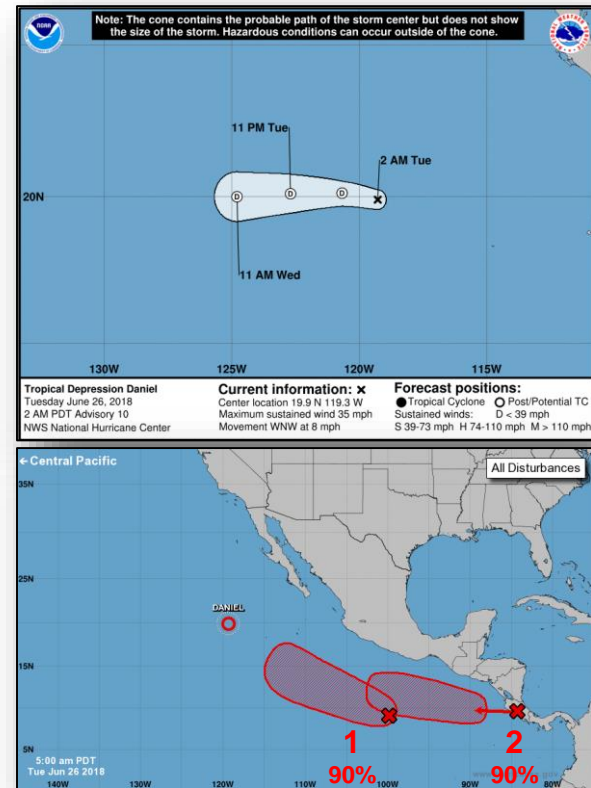
- Located 640 miles WSW of southern tip of Baja California, Mexico
- Moving NNW at 8 mph; maximum sustained winds 35 mph
- Expected to degenerate into a remnant low pressure system later today and dissipate by Thursday

Disturbance 1 (as of 8:00 a.m. EDT)

- Located 600 miles S of Acapulco, Mexico
- Tropical depression is expected to form within the next couple of days
- Formation chance through 48 hours: High (70%)
- Formation chance through 5 days: High (90%)

Disturbance 2 (as of 8:00 a.m. EDT)

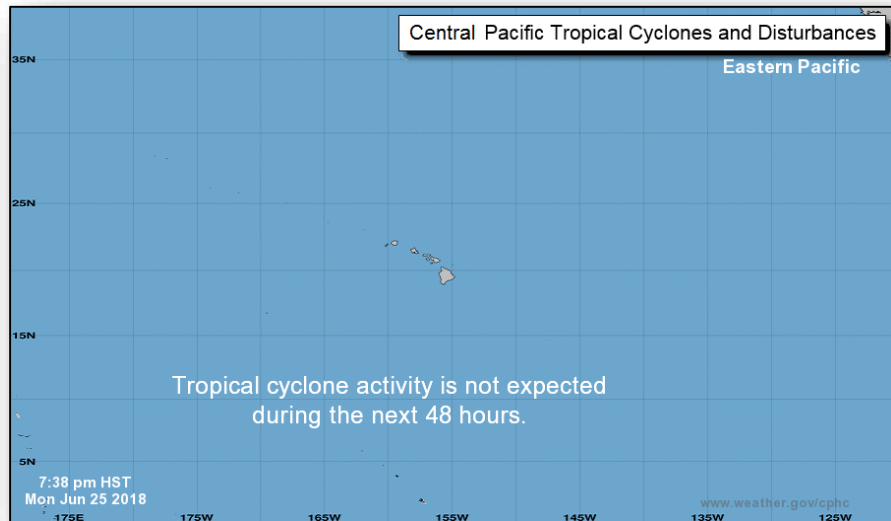
- Located over Nicaragua and Costa Rica
- Tropical depression likely to form by the end of the week
- Formation chance through 48 hours: Low (near 0%)
- Formation chance through 5 days: High (90%)



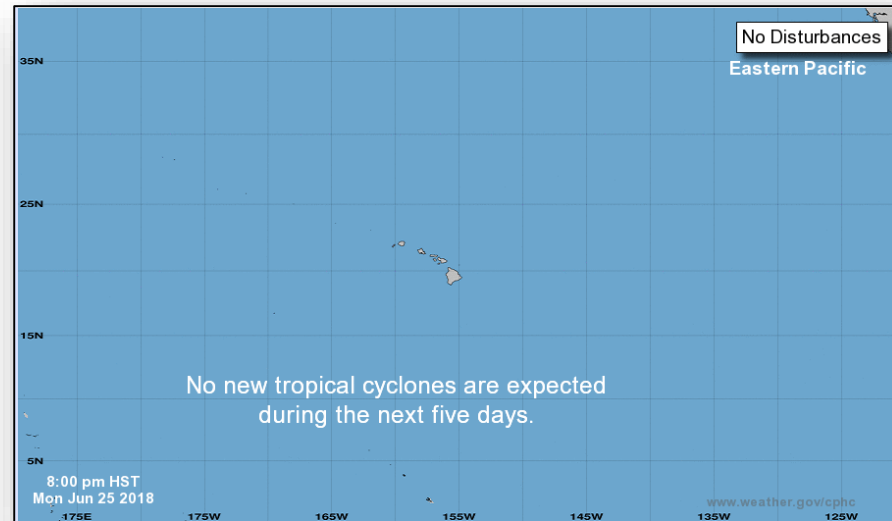
Tropical Outlook – Central Pacific



FEMA



48 Hour Outlook

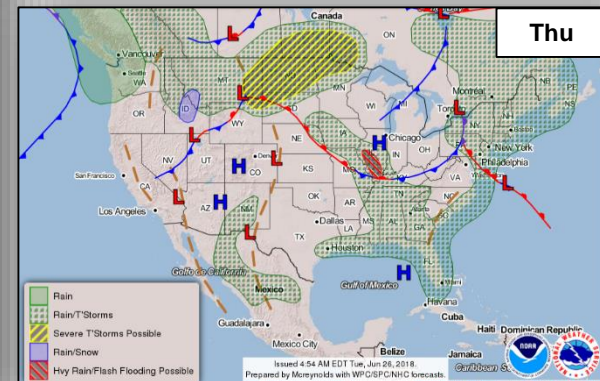
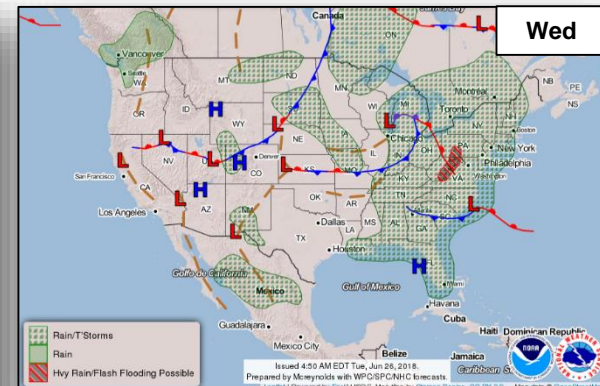
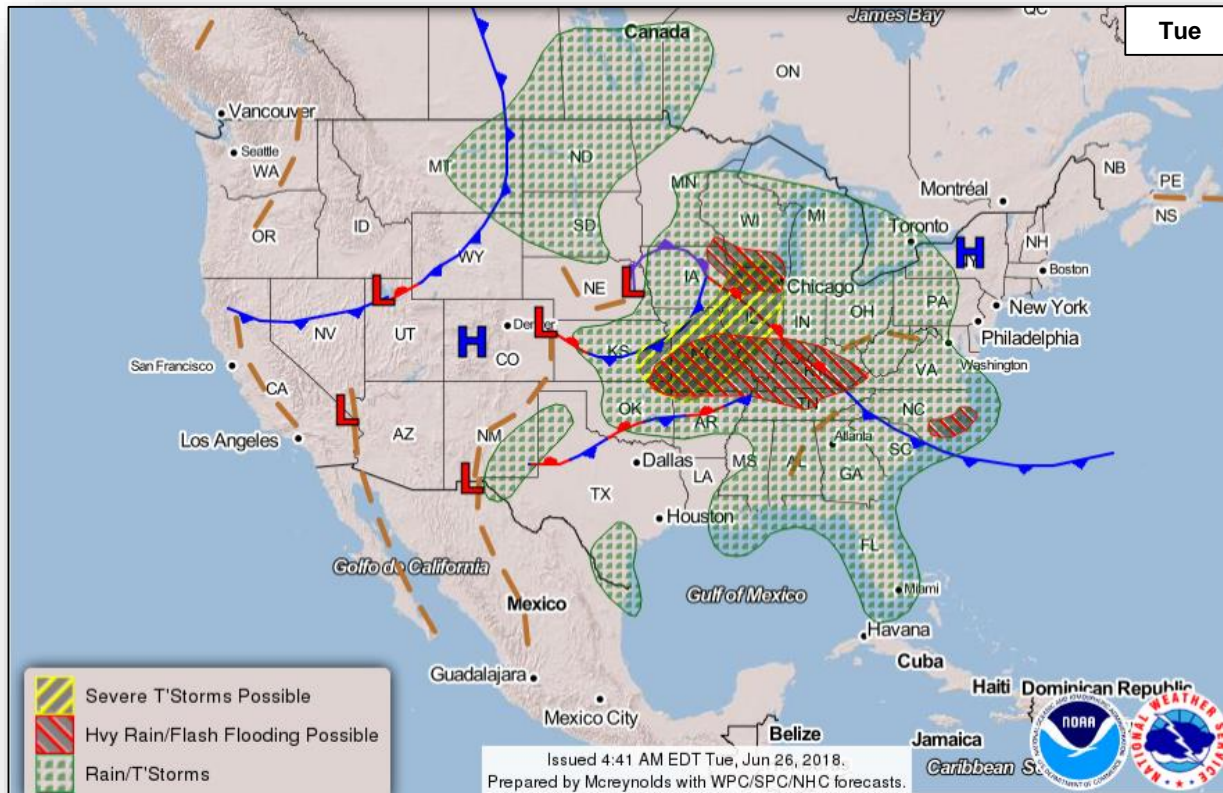


5 Day Outlook

National Weather Forecast



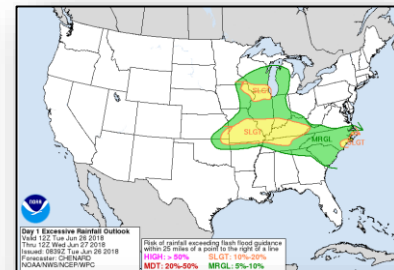
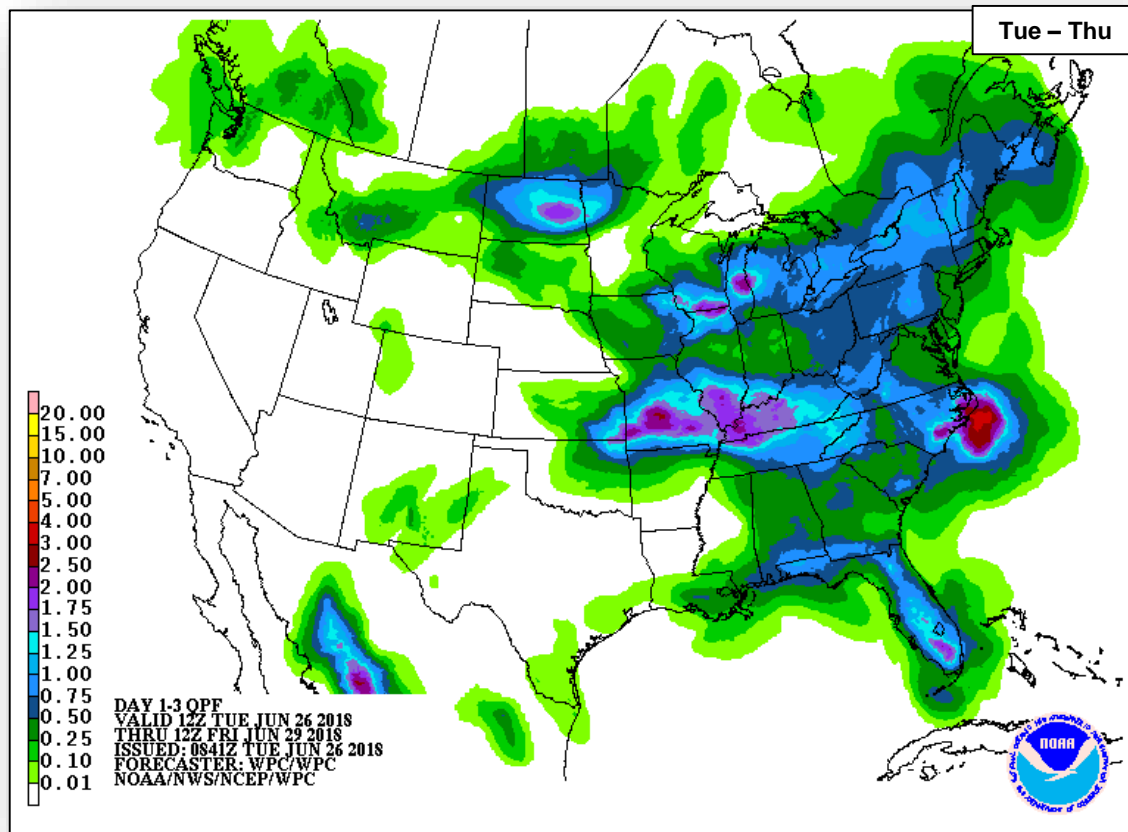
FEMA



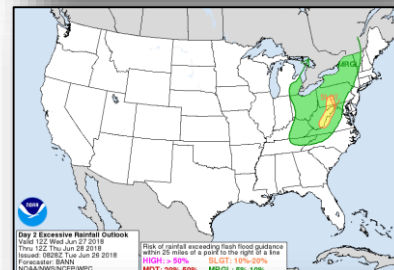
Precipitation / Excessive Rainfall Forecast



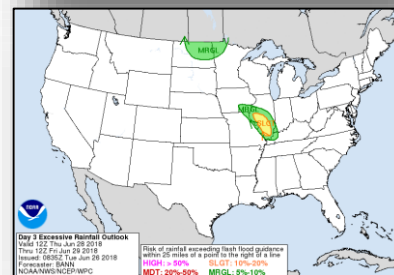
FEMA



Tue



Wed

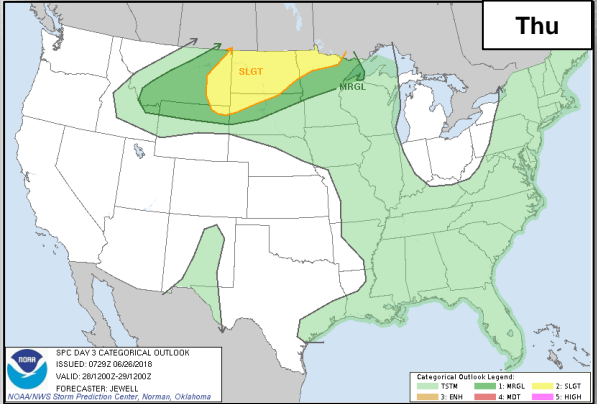
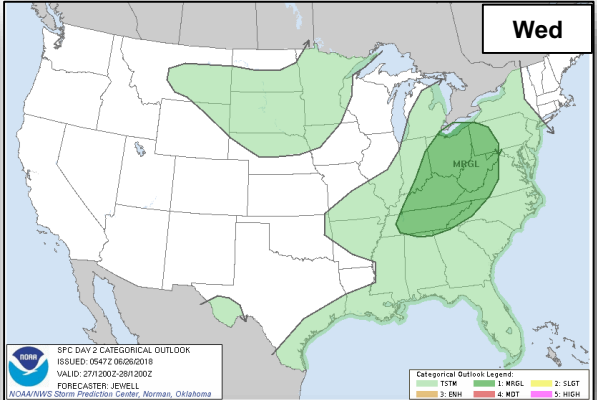
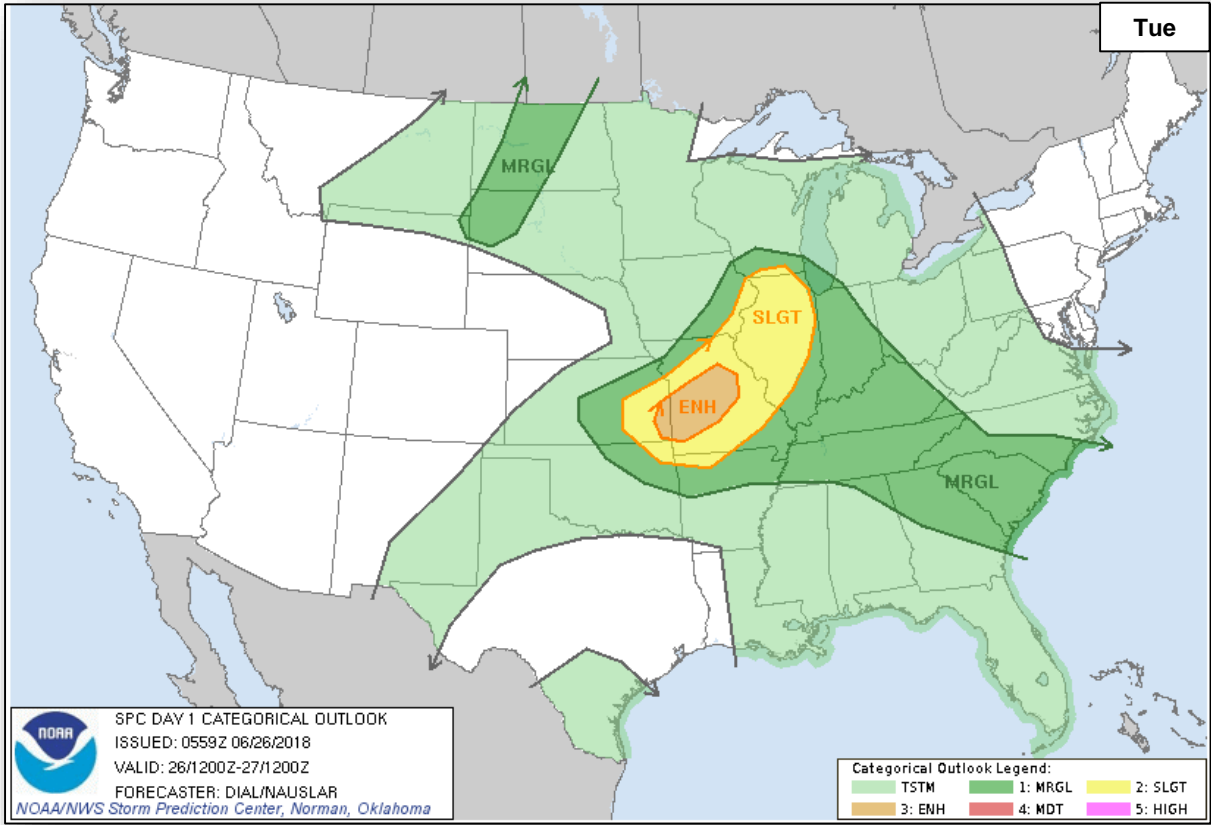


Thu

Severe Weather Outlook



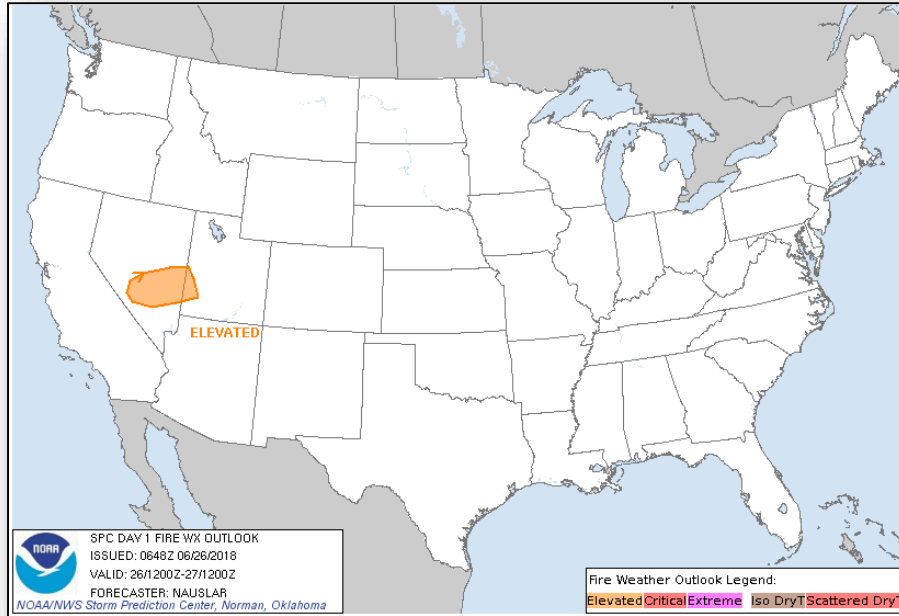
FEMA



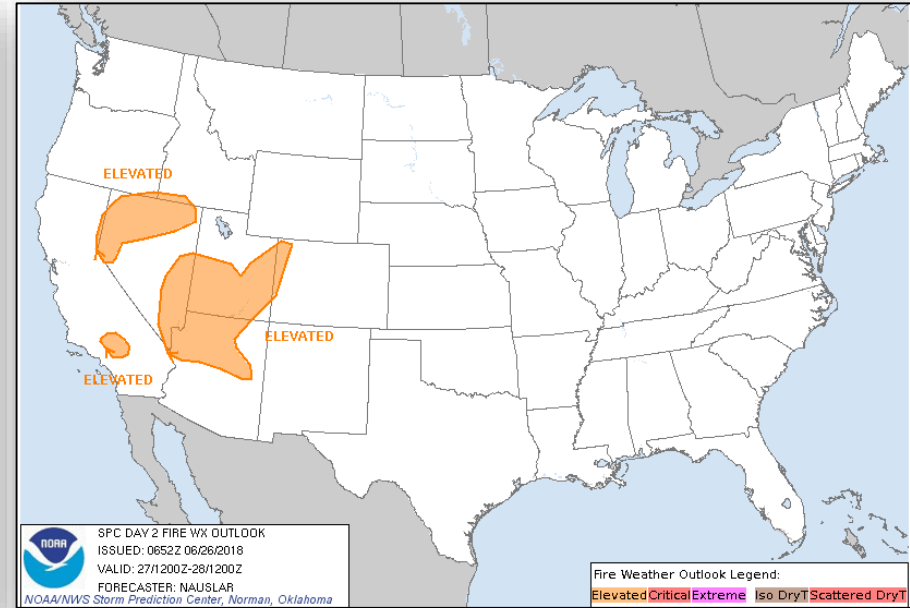
Fire Weather Outlook



FEMA



Tuesday

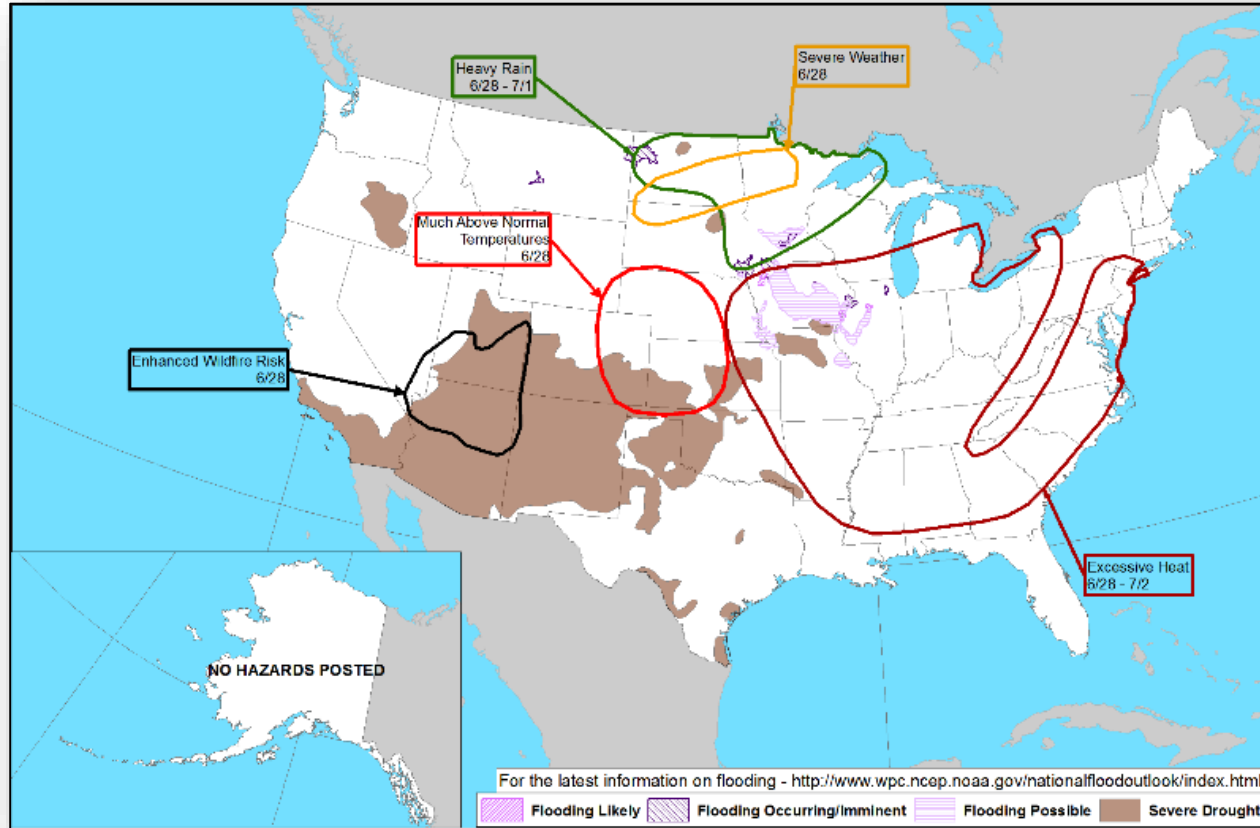


Wednesday

Hazards Outlook – June 28- July 2



FEMA



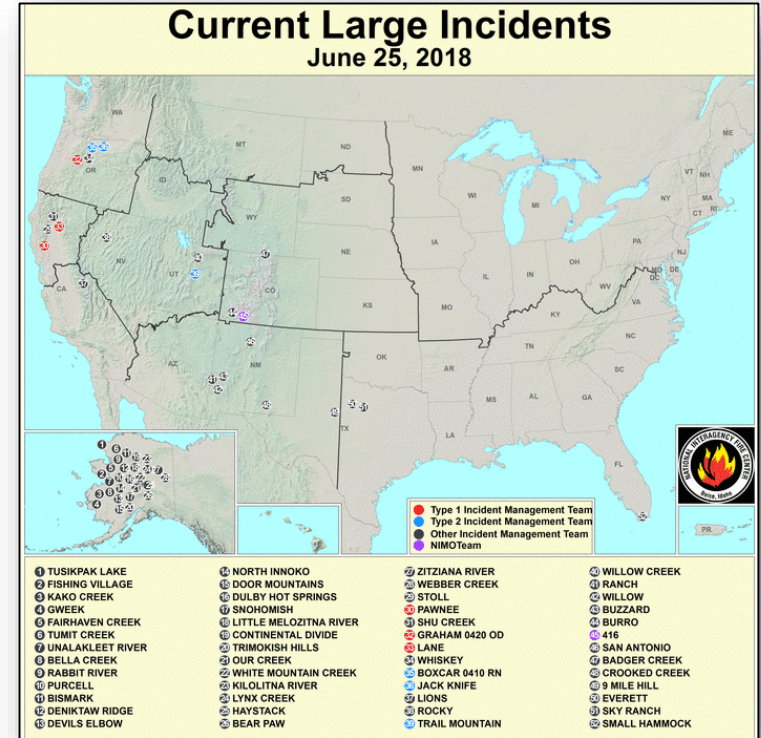
National Fire Activity



FEMA

National Preparedness Level: 2

Initial attack activity	Light (115 new fires)
New large fires	10
Large fires contained	0
Uncontained large fires	20
NIMOs committed	1
Type 1 IMTs committed	3
Type 2 IMTs committed	2



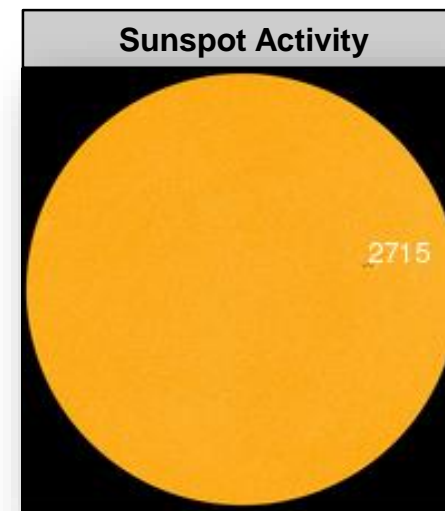

National Preparedness Level 2: Several Geographic Areas are experiencing high to extreme fire danger. Wildland fire activity is increasing, and large fire are occurring in one or more Geographic Areas. Minimal mobilization of resources from other Geographic Areas is occurring. There is moderate commitment of National Resources with the potential to mobilize additional resources from other Geographic Areas.

Space Weather



FEMA

	Space Weather Activity	Geomagnetic Storms	Solar Radiation	Radio Blackouts
Past 24 Hours	Minor	G1	None	None
Next 24 Hours	None	None	None	None
For further information on NOAA Space Weather Scales refer to: http://www.swpc.noaa.gov/noaa-scales-explanation				



Wildfire Summary



FEMA

Fire Name (County)	FMAG #	Acres Burned	Percent Contained	Evacuations (Residents)	Structures			Fatalities / Injuries
					Threatened	Damaged	Destroyed	
California (2)								
Pawnee Fire (Lake)	5244-FM-CA	10,500 (+2,800)	5% (+5)	Mandatory (1,500)	600 (500 homes)	4 (3 homes)	22 (12 homes)	0/0
Creek Fire (Shasta)	5245-FM-CA	1,350 (+350)	50% (+30)	Mandatory	610 (500 homes)	0	4 homes (+2)	0 / 0 (-2)

FMAG Requests and Declarations



FEMA

Action (since last report)			Total	FMAG No. and State	
Requests DENIED			0		
Requests APPROVED			2	FEMA-5244-FM; California FEMA-5245-FM; California	
Approved FMAG Data					
Fiscal Year	Current FYTD	MTD	Monthly Average*	Cumulative Acres Burned FYTD	Cumulative Denied FMAGs FYTD
2018	22	7	5.7	316,363	4
Fiscal Year	Total Previous FY	Yearly Average**		Total Acres Burned Previous Fiscal Year	Total Denied FMAGs Previous Fiscal Year
2017	60	37.7		870,016	16

* Reflects the three year average for current month

** Reflects three year total average

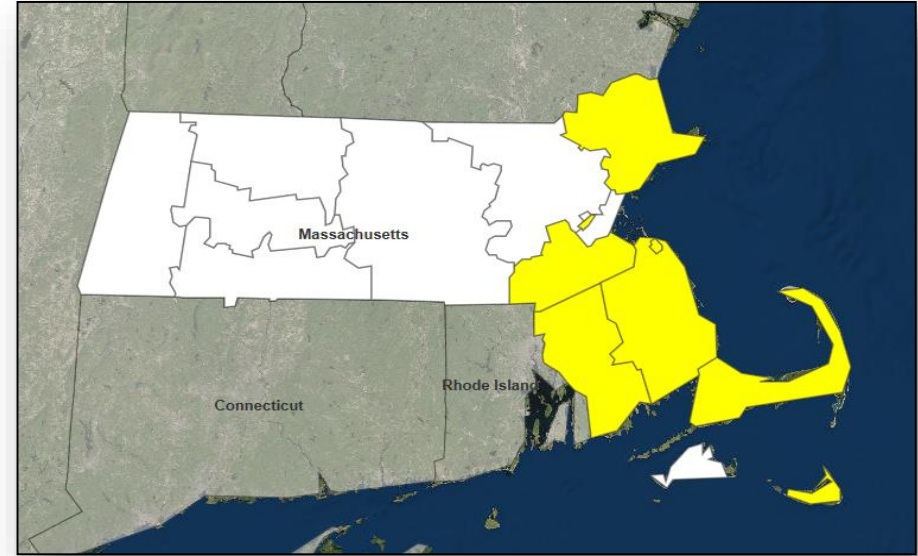
Declaration Approved



FEMA

FEMA-4372-DR-MA

- Major Disaster Declaration was approved on June 25, 2018 for the Commonwealth of Massachusetts
- For a severe winter storm and flooding that occurred March 2-3, 2018
- Provides:
 - Public Assistance for 6 counties
 - Hazard Mitigation for the entire Commonwealth
- FCO is James N. Russo



PA

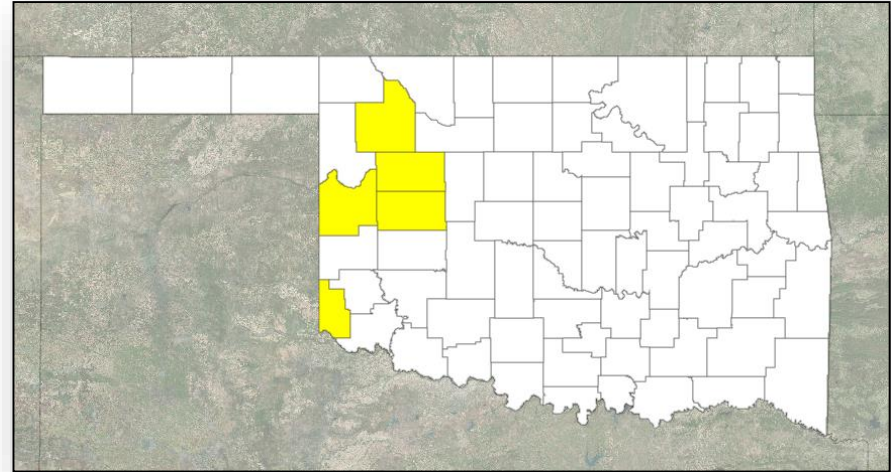
Declaration Approved



FEMA

FEMA-4373-DR-OK

- Major Disaster Declaration was approved on June 25, 2018 for the State of Oklahoma
- For wildfires that occurred April 11-20, 2018
- Provides:
 - Public Assistance for 5 counties
 - Hazard Mitigation statewide
- FCO is Traci L. Brasher



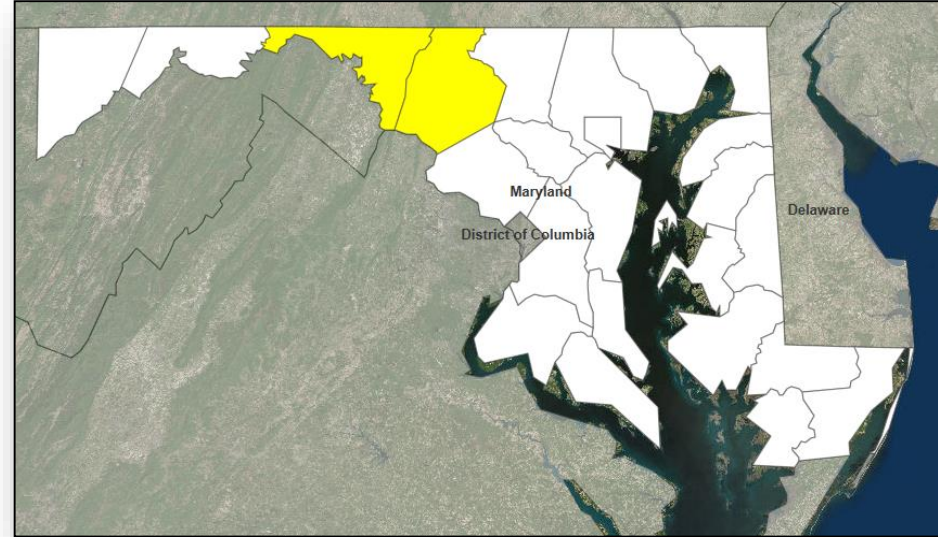
Declaration Approved



FEMA

FEMA-4374-DR-MD

- Major Disaster Declaration was approved on June 25, 2018 for the State of Maryland
- For severe storms and flooding that occurred May 15-19, 2018
- Provides:
 - Public Assistance for 2 counties
 - Hazard Mitigation statewide
- FCO is Emily Breslin



■ PA

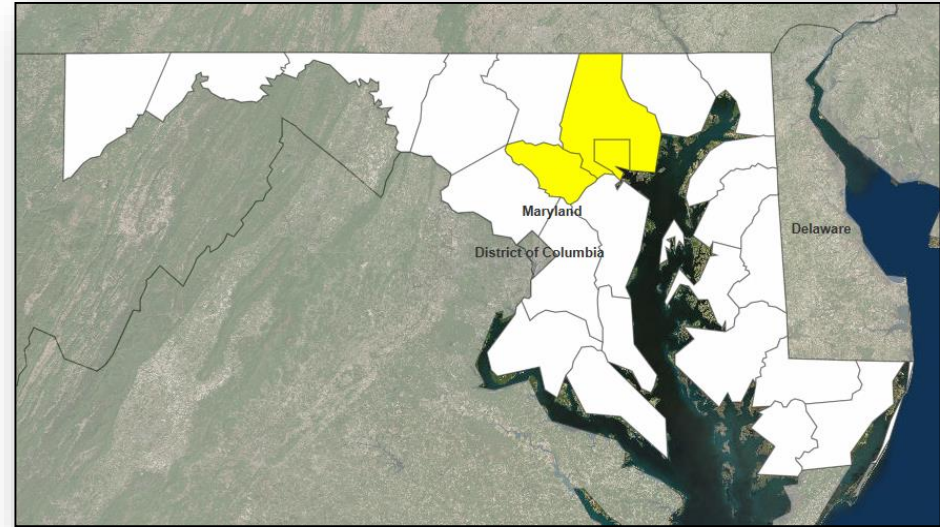
Declaration Request



FEMA

Maryland

- On June 25, 2018, the Governor requested a Major Disaster Declaration for the State of Maryland
- For severe storms and flooding during the period of May 27-28, 2018
- Requesting:
 - Public Assistance for the Independent City of Baltimore and two counties
 - Hazard Mitigation statewide



■ PA

Disaster Requests and Declarations



FEMA

Declaration Requests in Process					Requests APPROVED (since last report)	Requests DENIED (since last report)
9	IA	PA	HM	Date Requested	3	0
MA – DR Severe Winter Storm		X	X	April 30, 2018	Declared June 25, 2018	
NE – DR Severe Winter Storm and Straight-line Winds		X	X	May 16, 2018		
OK – DR Severe Storms and Wildfires	X	X	X	May 25, 2018	Declared June 25, 2018	
MA – DR Severe Winter Storm and Snowstorm		X	X	June 12, 2018		
Federated States of Micronesia (FSM) – Flooding <i>*Request made pursuant to the Compacts of Free Association, not under Stafford Act.</i>				June 13, 2018		
MD – DR Severe Storms and Flooding		X	X	June 13, 2018	Declared June 25, 2018	
SD – DR Severe Storms and Flooding		X	X	June 14, 2018		
MT – DR Flooding		X	X	June 18, 2018		
VT – DR Severe Storm and Flooding		X	X	June 21, 2018		
PA – DR Severe Storms, Flooding, and Landslides		X	X	June 22, 2018		
LA – DR Severe Storms, Tornadoes, and Straight-line Winds (Appeal)	X		X	June 22, 2018		
MD – DR Severe Storms and Flooding		X	X	June 25, 2018		

Joint Preliminary Damage Assessments



FEMA

Region	State / Location	Event	IA / PA	Number of Counties		Start – End
				Requested	Completed	
I	CT	Tornadoes and Severe Storms May 15, 2018	IA	3	3	6/11 – 6/15
			PA	3	0	6/11 – TBD
V	MI	Severe Storms and Flooding June 17, 2018	IA	3	0	6/26 – TBD
			PA	3	0	6/26 – TBD
VI	TX	Severe Storms and Flooding June 19, 2018	IA	2	0	6/27 – TBD
			PA	0	0	N/A

Readiness – Deployable Teams and Assets



FEMA

Resource	Force Strength	Available	Deployed	Other	Cadres with 25% or Less Availability
IM Workforce	11,699 ▲	4,104 ▲ 35%	4,217 ▼	3,471	EHP 9% (33/379); HM 25% (240/958); OPS 25% (63/250); PA 15% (274/1,835); SAF 9% (5/53); SEC 13% (13/102)
National IMATs* (1-2 Teams)	East 1: East 2: West:	Reconstituting Charlie B-2			
(Regional IMATs (>6 Teams)	Assigned: Available: PMC / NMC: Deployed:	13 8 3 2			
US&R (≥ 66%)	Assigned: Available: PMC / NMC: Deployed:	28 28 0 0			
MERS (≥ 66%)	Assigned: Available: PMC / NMC: Deployed:	36 29 (-3) 0 7 (+3)			
FCO (≤ 1 Type I)	Assigned: Available: PMC / NMC: Deployed:	33 9 (+1) 2 (-1) 22			
FDRC (≥ 3)	Assigned: Available: PMC / NMC: Deployed:	14 3 (-1) 2 (+1) 9	<p>As of 3:00 a.m. EDT June 26, 2018</p>		

* **B-2 Status:** Assemble ≤ 2-hrs, On Site ≤ 18-hrs; **B-48 Status:** Assemble and deploy ≤ 48hrs; **Charlie Status:** No team assemble time requirement

FEMA Readiness – Activation Teams



FEMA

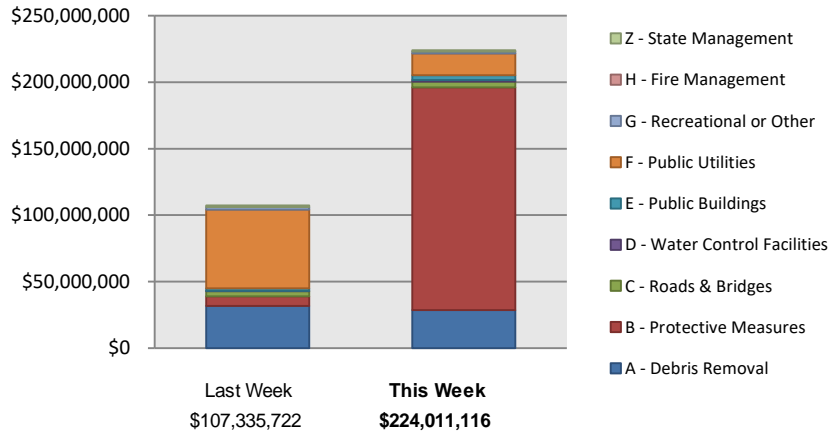
Status		Activated Team	Activation Level	Activation Times	Reason / Comments
NWC (5 Teams)	Steady State				
NRCC (2 Teams)	Available				
HLT (1 Team)	Activated				
RWC / MOCs (10 Regions)	Steady State				
RRCCs (10 Regions)	Available				

Backup Regions: **VIII, VI, and VII**

Public Assistance Grant Program

PA Project Worksheets Obligated in past week, as of 06/25/18 at 1500 EDT									
Emergency Work		Permanent Work							
A - Debris Removal	B - Protective Measures	C - Roads & Bridges	D - Water Control Facilities	E - Public Buildings	F - Public Utilities	G - Recreational or Other	H - Fire Management	Z - State Management	Total
81	139	39	6	37	21	24	0	34	381
\$28,735,582.99	\$167,328,933.47	\$4,454,923.47	\$1,257,251.66	\$3,515,353.12	\$16,257,459.62	\$1,632,312.73	\$0.00	\$829,299.42	\$224,011,116.48

Public Assistance Obligated per Category In the Past 2 Weeks – 06/19/2018 through 6/25/2018



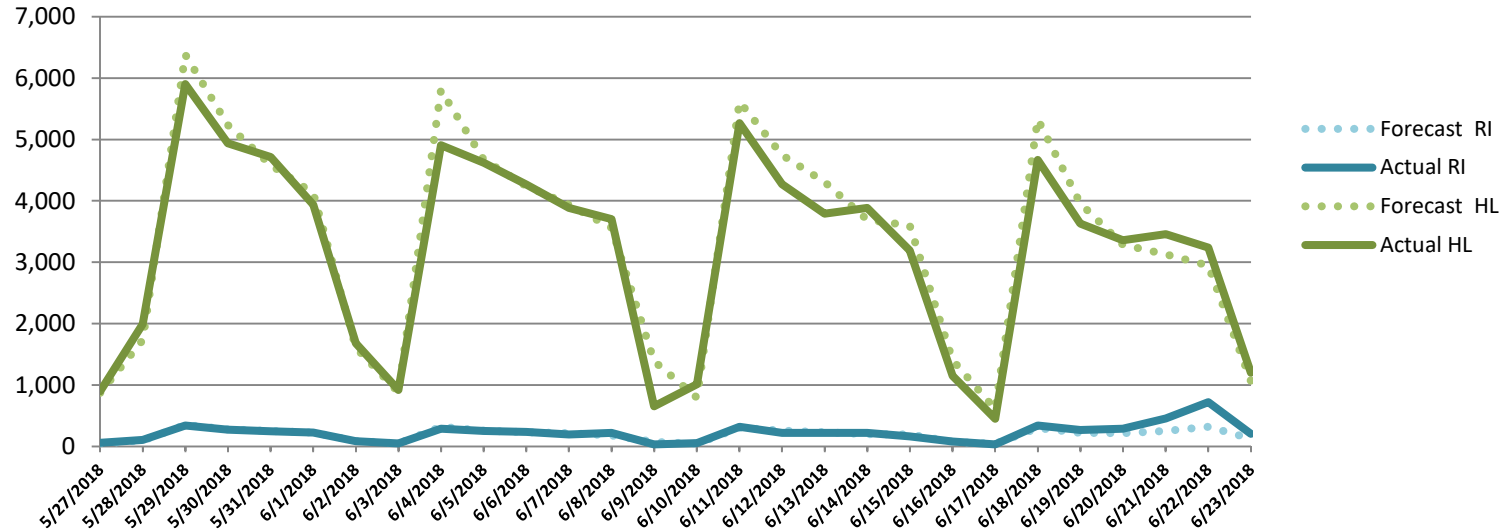
This weeks PA Highlights

- **4332-TX - \$82 million was obligated for Category B – Protective Measures.**
- **4337-FL - \$69 million was obligated for Category B – Protective Measures.**

NPSC Call Activity

NPSC Call Activity in the Past Week 6/17/2018 through 6/23/2018		
Call Type	Projected Calls	Actual Calls
Registration Intake:	1,475	2,313
Helpline:	20,326	20,007
Combined:	21,801	22,320

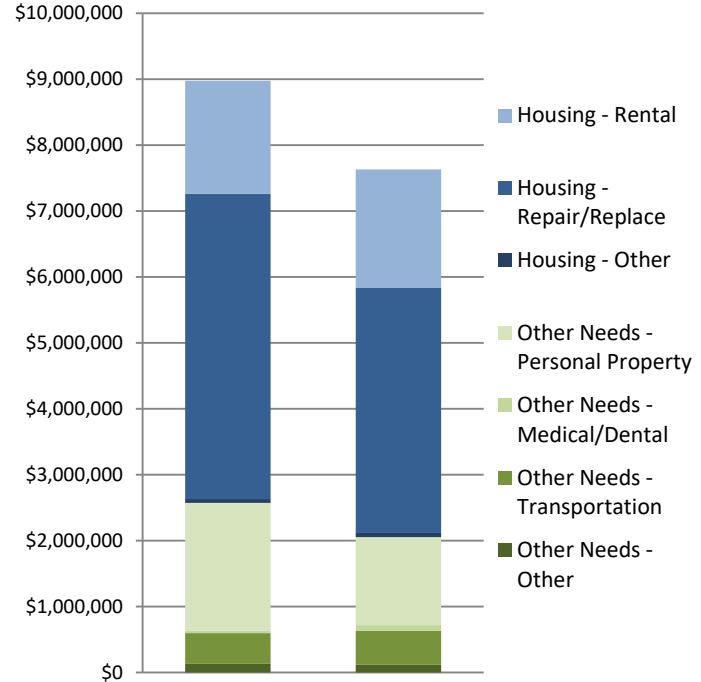
NPSC Call Forecasting and Actual Calls Over the Past 4 Weeks
5/27/2018 through 6/23/2018



Individual Assistance Activity

	Individuals and Households Program Activity As Of: 6/25/18			
		In Past 7 Days		Cumulative
		Applicants Approved	Amount Approved	Applicants Approved Amount Approved
Open Registration Period	4336-PR Declared 09-10-2017 End Of Reg Period 06-18-2018			
	Housing Assistance	6	\$81,957.25	1,020 \$6,747,166.09
	Other Needs Assistance	5	\$6,712.64	1,023 \$1,656,428.19
	Total IHP		\$88,669.89	\$8,403,594.28
	Average IHP			\$5,558
	Total Max Grants			154
	4339-PR Declared 09-20-2017 End Of Reg Period 06-18-2018			
	Housing Assistance	927	\$3,084,210.94	214,402 \$659,083,287.86
	Other Needs Assistance	1,128	\$1,478,669.48	381,706 \$525,074,019.27
	Total IHP		\$4,562,880.42	\$1,184,157,307.13
	Average IHP			\$2,581
	Total Max Grants			3297
	4362-AL Declared 04-26-2018 End Of Reg Period 06-25-2018			
	Housing Assistance	4	\$3,304.00	225 \$505,496.39
	Other Needs Assistance	2	\$780.57	101 \$175,078.37
	Total IHP		\$4,084.57	\$680,574.76
	Average IHP			\$2,733
	Total Max Grants			3
	4363-IN Declared 05-04-2018 End Of Reg Period 07-05-2018			
	Housing Assistance	54	\$182,912.00	913 \$2,985,417.99
	Other Needs Assistance	18	\$21,071.15	304 \$367,816.42
	Total IHP		\$203,983.15	\$3,353,234.41
	Average IHP			\$3,256
	Total Max Grants			1
	4364-NC Declared 05-08-2018 End Of Reg Period 07-09-2018			
	Housing Assistance	0	\$0.00	133 \$327,329.34
	Other Needs Assistance	4	\$2,956.84	142 \$266,899.72
	Total IHP		\$2,956.84	\$594,229.06
	Average IHP			\$2,927
	Total Max Grants			0
	4366-HI Declared 05-11-2018 End Of Reg Period 08-13-2018			
	Housing Assistance	24	\$33,807.62	24 \$33,807.62
	Other Needs Assistance	0	\$0.00	0 \$0.00
	Total IHP		\$33,807.62	\$33,807.62
	Average IHP			\$1,409
	Total Max Grants			0
Other IHP Active	11 Declarations IHP Programmatically Open - Closed Registration *			
	Housing Assistance	487	\$2,191,232.11	
	Other Needs Assistance	285	\$543,899.45	
	Total IHP		\$2,735,131.56	
	Total IHP Approved in Past Week		\$7,631,514.05	

IHP Approved per Category in the Past 2 Weeks – 6/11/2018 through 6/25/2018



Last Week	This Week
\$8,972,042	\$7,631,514



FEMA

**FEMA's mission is helping people
before, during, and after disasters.**