

The Disaster Center is dedicated to the idea that disaster mitigation is cost effective and individuals pursuing their own interest are the greatest potential force for disaster reduction.

Please consider making a small donation to the Disaster Center



When disaster mitigation is cost effective, we are on the road to bringing disasters to an end.



FEMA

Daily Operations Briefing

Tuesday, June 27, 2017

8:30 a.m. EDT

Significant Activity – June 26-27



FEMA

Significant Events: None

Tropical Activity:

- Atlantic – Disturbance 1: Low (near 0%)
- Eastern Pacific – Hurricane Dora, Disturbance 1: Low (near 0%)
- Central Pacific – No tropical cyclones expected next 48 hours
- Western Pacific – No activity affecting U.S. interests

Significant Weather:

- Severe thunderstorms possible – Northern and Central Plains
- Elevated/Critical Fire Weather – CA, NV, AZ, NM, UT, CO, WY, NE and SD
- Isolated dry thunderstorms – UT, CO, WY, NE and SD
- Red Flag Warnings: CA, AZ, UT, and CO
- Space Weather – Past 24 hours: none observed; next 24 hours: none predicted

Earthquake Activity: No significant activity

Declaration Activity: Major Disaster Declaration approved - Nebraska

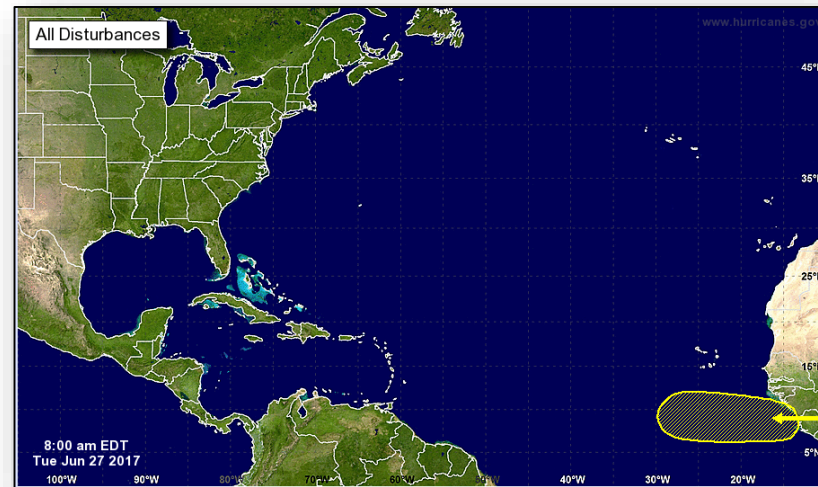
Tropical Outlook – Atlantic



FEMA

Disturbance 1 (As of 8:00 a.m. EDT)

- Tropical wave over Africa is forecast to emerge into the far eastern Atlantic Ocean on Wed
- Some development is possible later this week before conditions become unfavorable for development over the weekend
- Formation chance through 48 hours: Low (near 0%)
- Formation chance through 5 days: Low (20%)



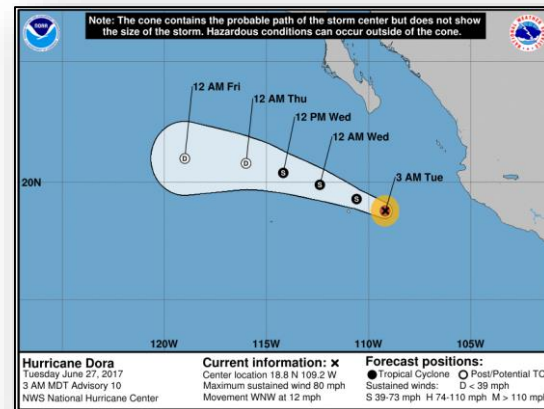
Tropical Outlook – Eastern Pacific



FEMA

Hurricane Dora (Advisory #10 as of 5:00 a.m. EDT)

- Located 285 miles S of southern tip of Baja California, Mexico
- Moving WNW at 12 mph
- This general motion expected today and Wed with turn W expected by Thu
- Maximum sustained winds 80 mph
- Weakening expected next couple of days
- Could become a remnant low by Thu
- No threat to U.S. or U.S. territories



Disturbance 1 (As of 8:00 a.m. EDT)

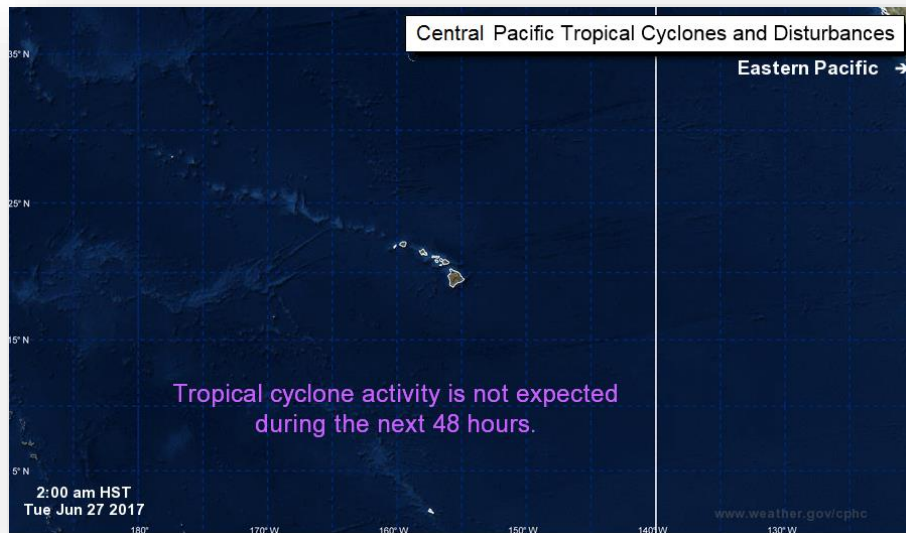
- Expected to form later this week a few hundred miles south of southern coast of Mexican
- Moving WNW
- Some development possible over the weekend
- Formation chance through 48 hours: Low (near 0%)
- Formation chance through 5 days: Low (30%)



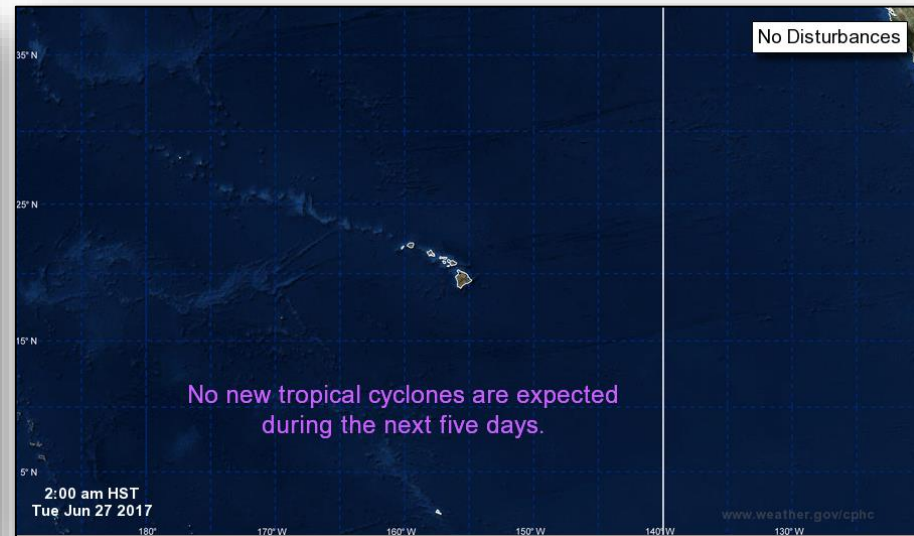
Tropical Outlook – Central Pacific



FEMA



48 Hour Outlook

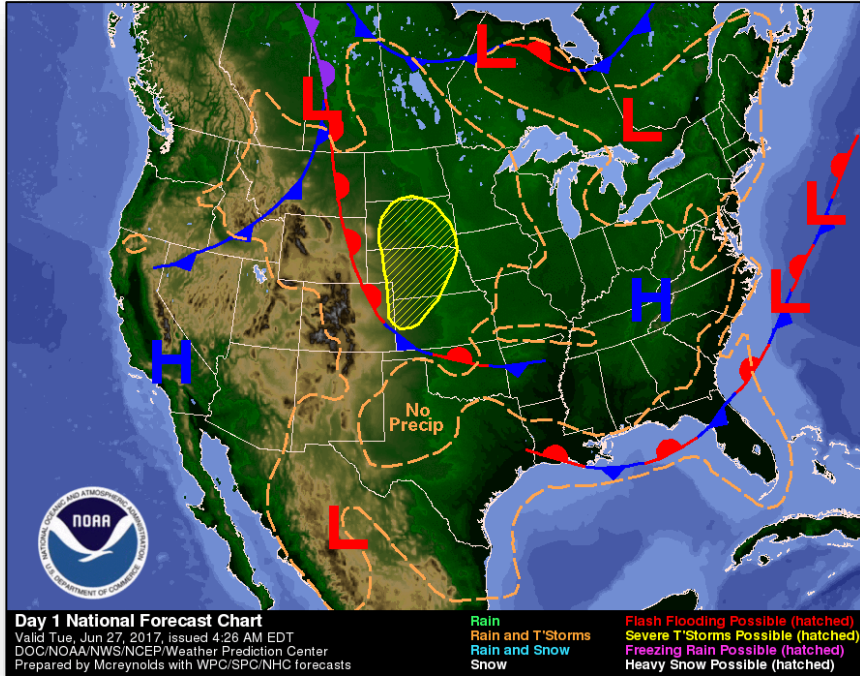


5 Day Outlook

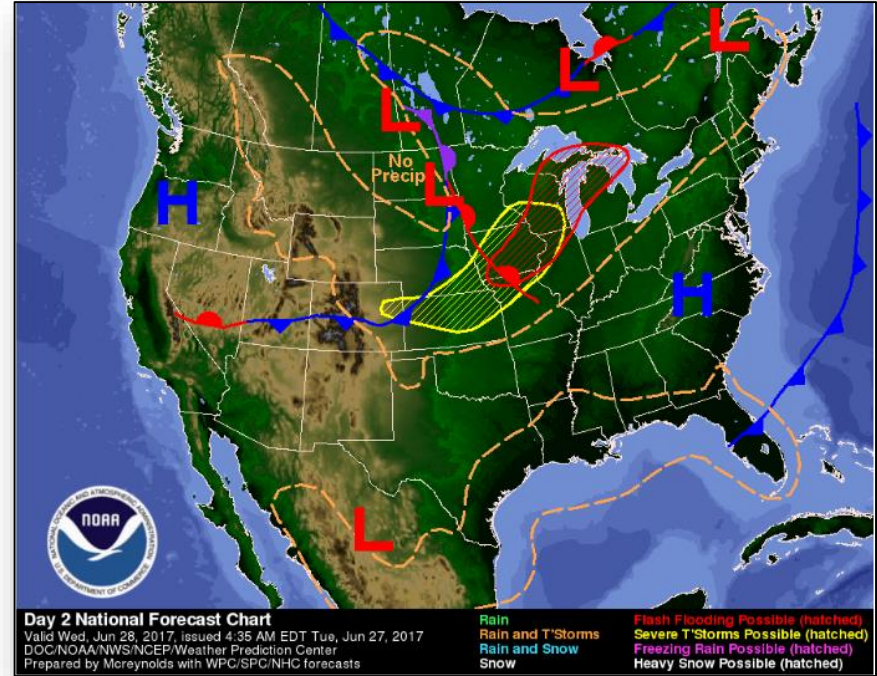
National Weather Forecast



FEMA

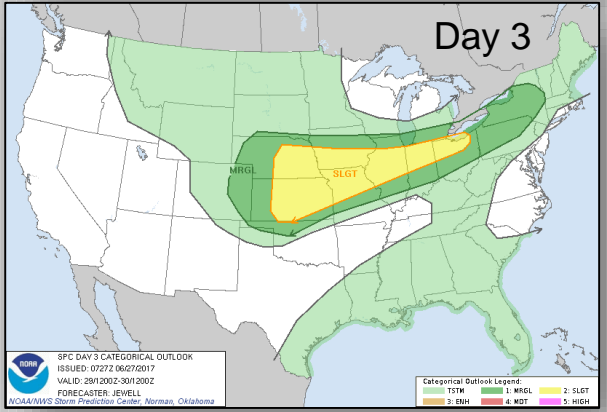
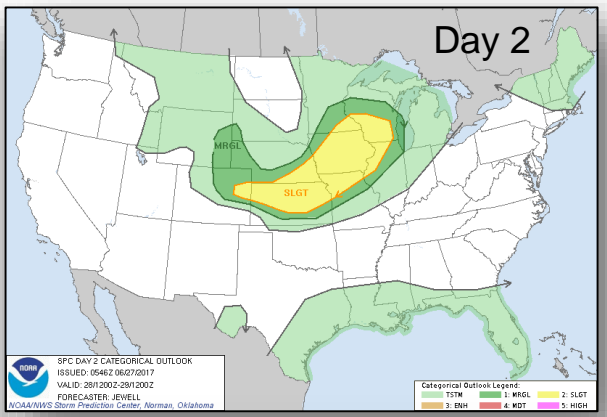
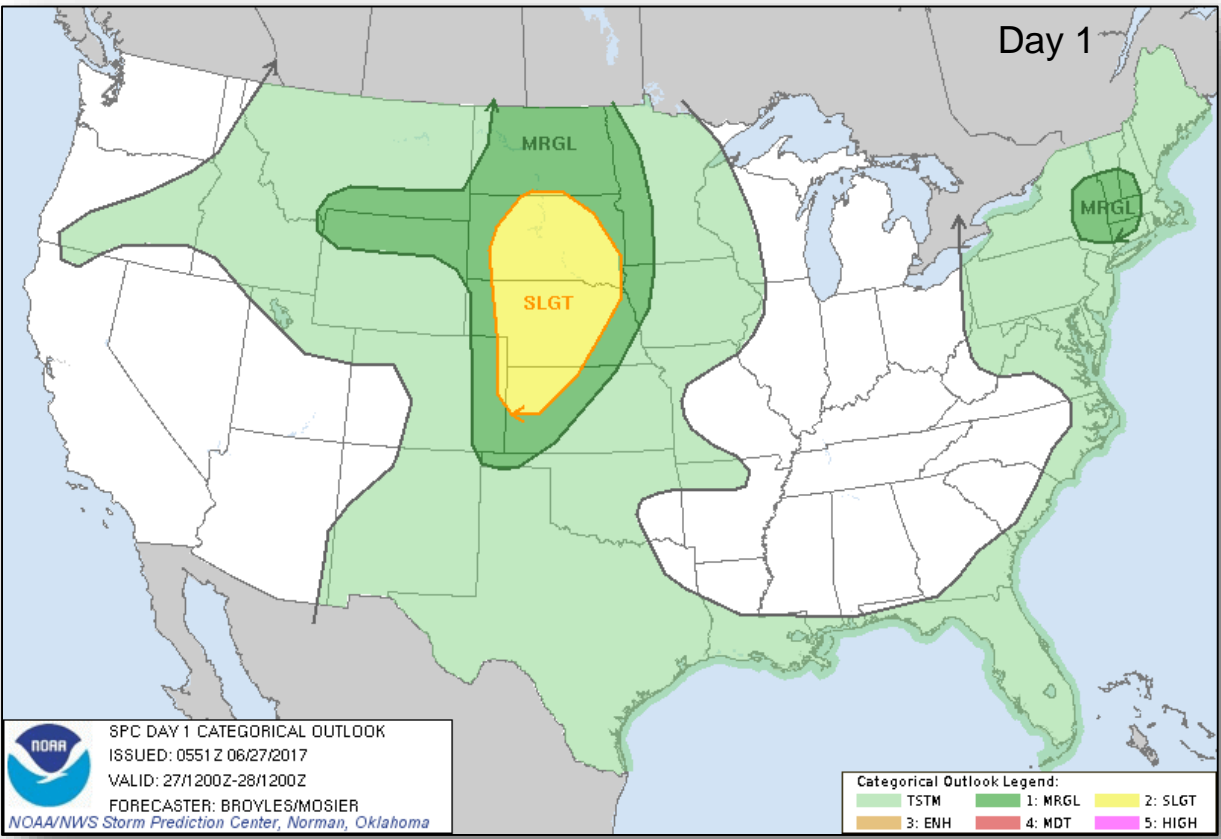


Today



Tomorrow

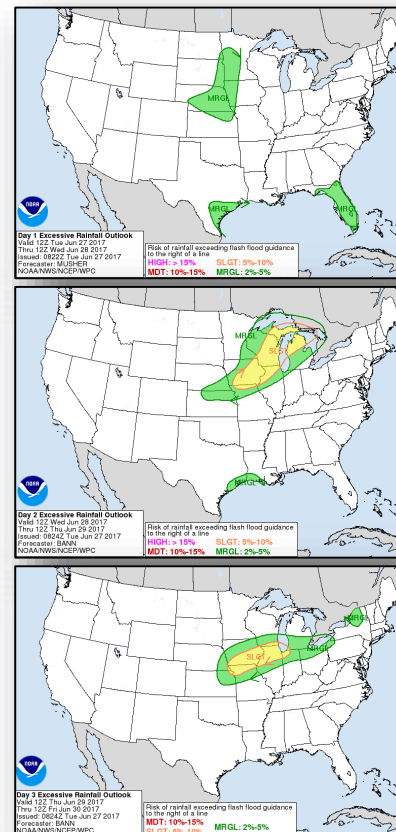
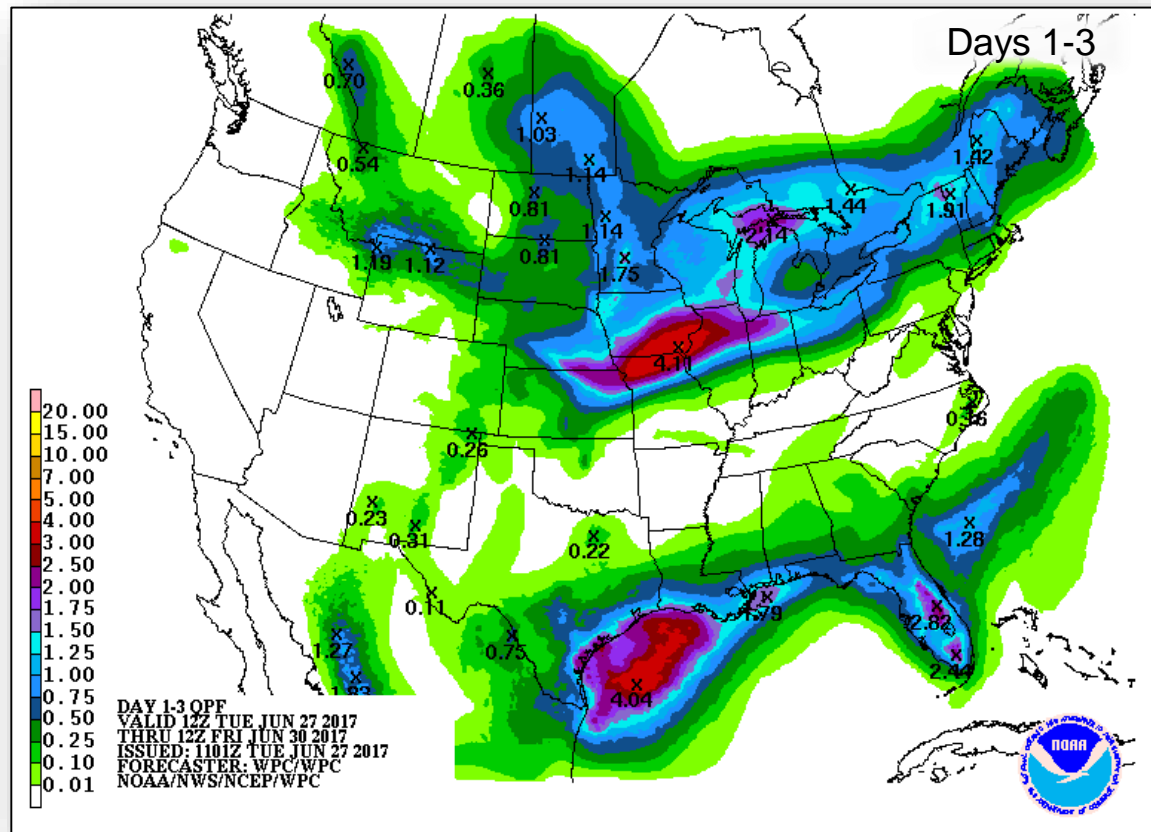
Severe Weather Outlook – Days 1-3



Precipitation Forecast / Flash Flood Risk



FEMA



Day 1

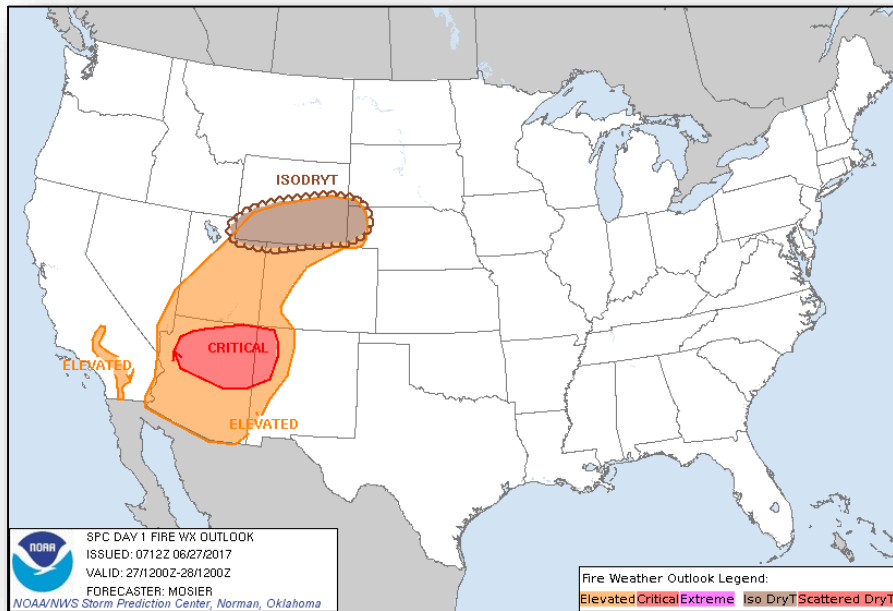
Day 2

Day 3

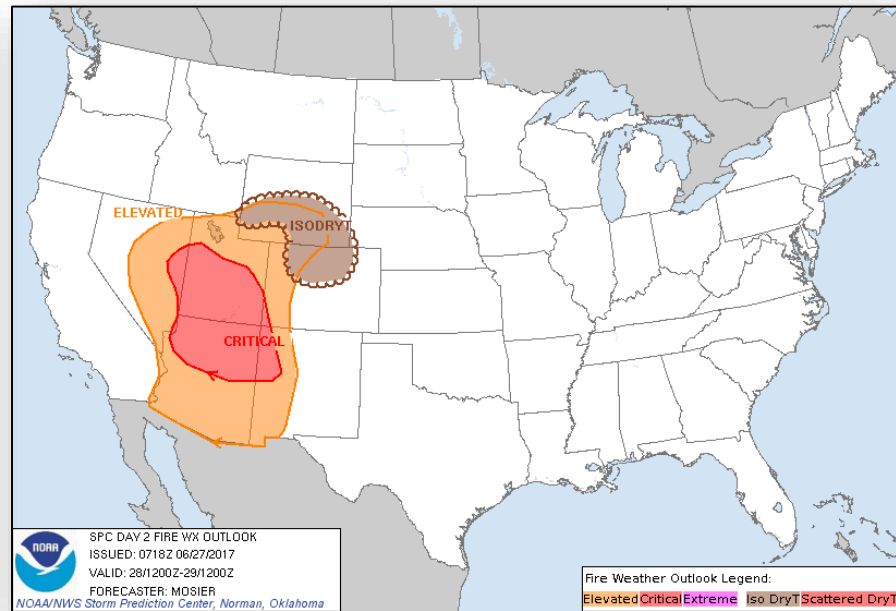
Fire Weather Outlook



FEMA



Today

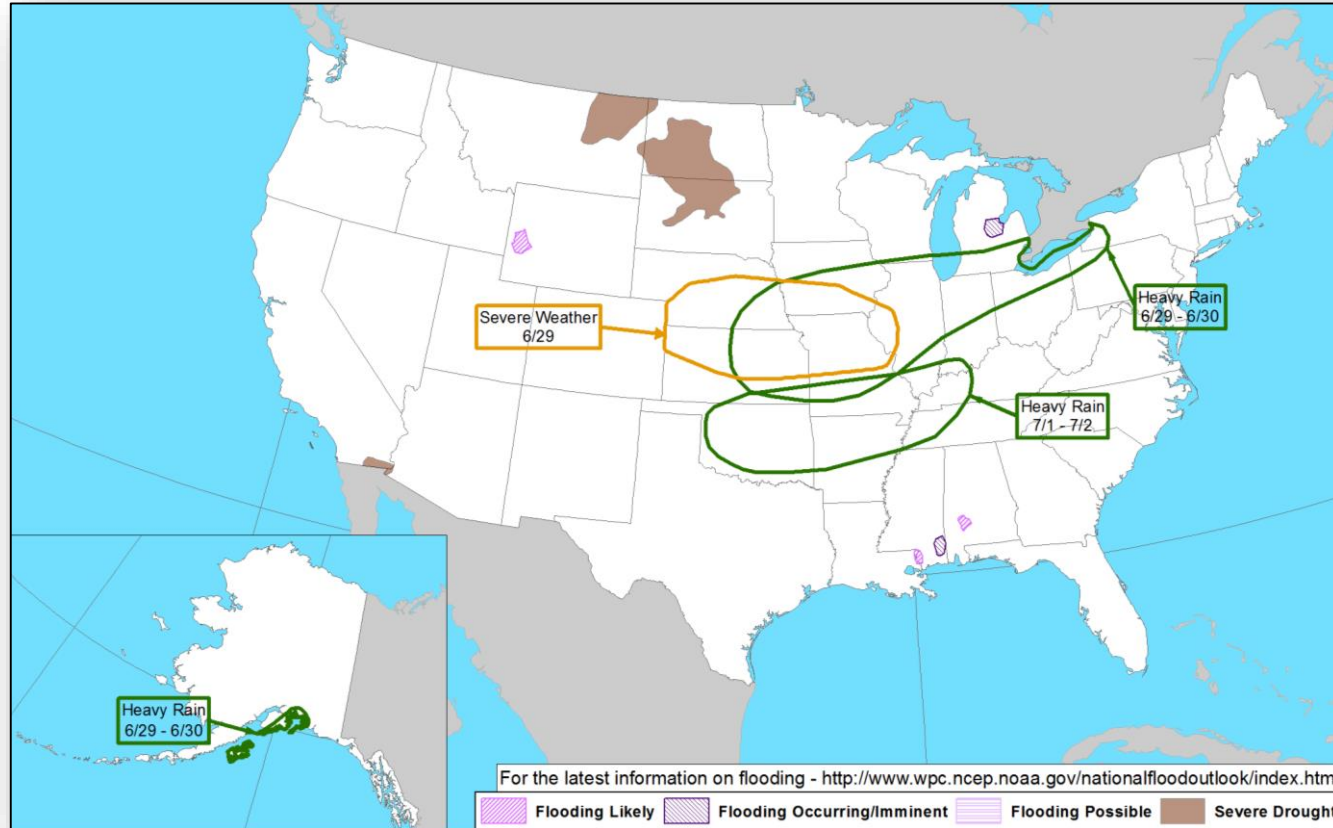


Tomorrow

Hazards Outlook – June 29-July 3



FEMA



Joint Preliminary Damage Assessments



FEMA

Region	State / Location	Event	IA/PA	Number of Counties		Start – End
				Requested	Completed	
V	Indiana	Severe Storms, Flooding, & Straight-line Winds Apr 27 – May 10, 2017	IA	0	0	N/A
			PA	40	40	Jun 19 – June 26
VI	Oklahoma	Tornadoes, Straight-line Winds, Flooding, & Severe Storms May 16, 2017	IA	3	3	May 24 – May 25
			PA	18	17	May 31 – TBD
VII	Nebraska	Severe Storms, Tornadoes, & High Winds Jun 12-17, 2017	IA	0	0	N/A
			PA	17	0	Jun 26 – TBD
X	Idaho	Dam Release Flooding Mar 29 – Jun 15, 2017	IA	0	0	N/A
			PA	2	0	Jun 26 – TBD
		Snowmelt Flooding May 8 – Jun 16, 2017	IA	0	0	N/A
			PA	5	0	Jun 26 – TBD

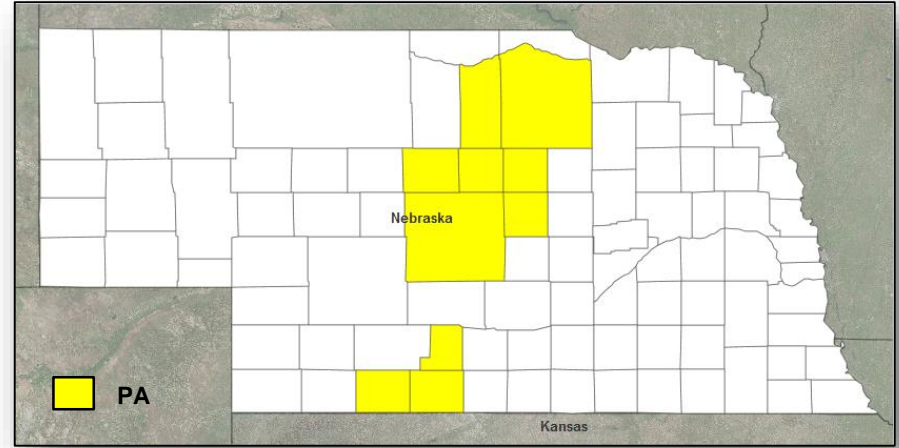
Declaration Approved



FEMA

FEMA-4321-DR-NE

- Major Disaster Declaration approved June 26, 2017 for State of Nebraska
- For a severe winter storm and straight-line winds that occurred April 29 – May 3, 2017
- Provides:
 - Public Assistance for 10 counties
 - Hazard Mitigation statewide
- FCO is David G. Samaniego



Disaster Requests & Declarations



FEMA

Declaration Requests in Process		Requests APPROVED (since last report)	Requests DENIED (since last report)
3	Date Requested	1	0
NY – DR Severe Winter Storm and Snowstorm	May 29, 2017		
ND – DR Flooding	June 5, 2017		
NE – DR Severe Winter Storm and Straight-line Winds	June 6, 2017	Declared June 26, 2017	
OR – DR (Appeal) Severe Winter Storm	June 9, 2017		

FMAG Requests and Declarations



FEMA

Action (since last report)			Total	FMAG No. and State	
Requests DENIED			0		
Requests APPROVED			1	FEMA-5186-FM-AZ	
Approved FMAG Data					
Year	Current YTD	MTD	*Monthly Average	Cumulative Acres Burned YTD	Cumulative Denied FMAGs YTD
2017	33	4	4.3	327,801	15
Year	Total Previous FY	**Yearly Average		Total Acres Burned Previous Year	Total Denied FMAGs Previous Year
2016	36	33		313,839	3
* Reflects the 3-year average for current month/ ** Reflects 3-year total average					

Wildfire Summary



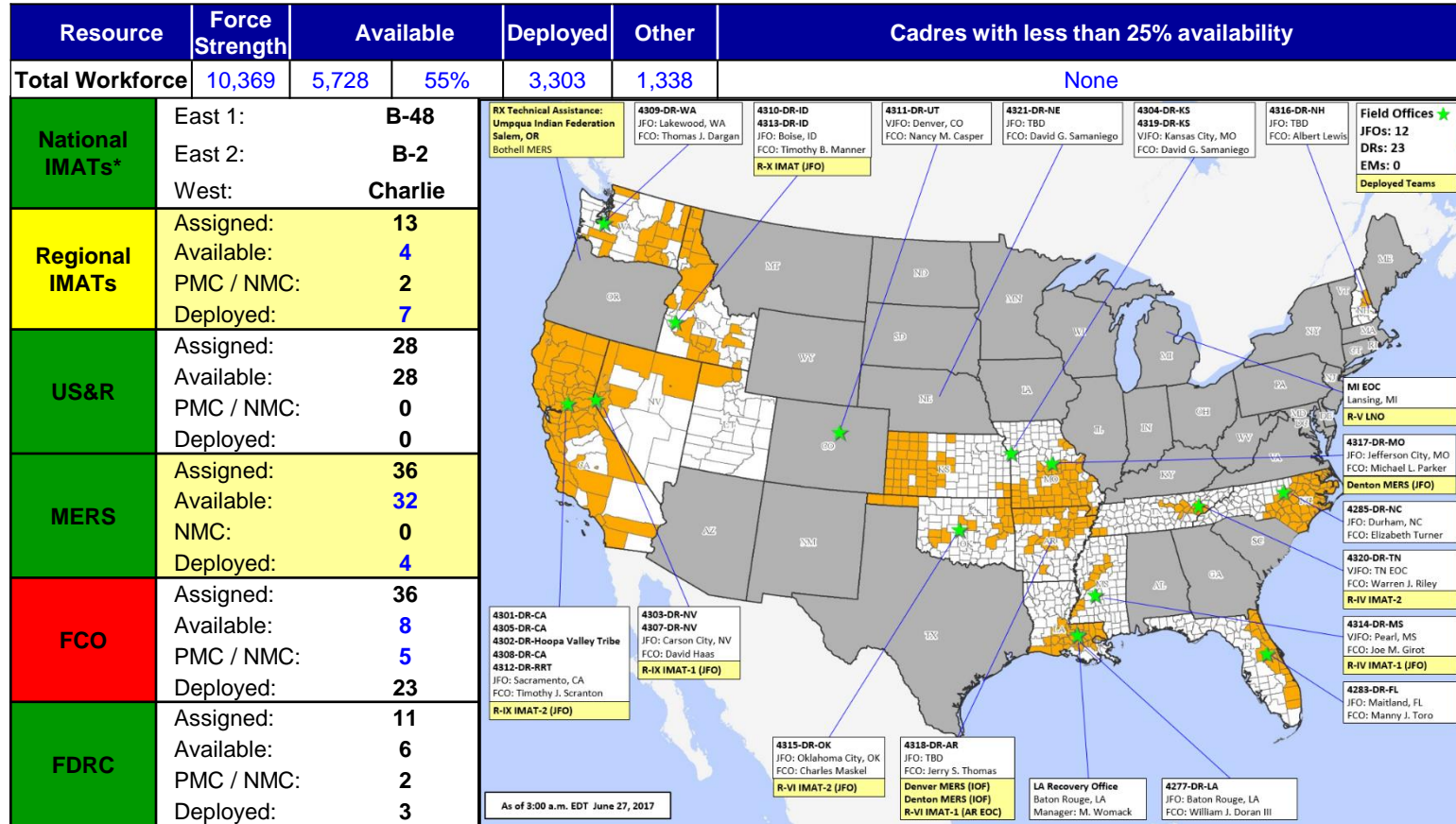
FEMA

Fire Name (County)	FMAG # (Approved Date)	Acres Burned	Percent Contained	Evacuations (Residents)	Structures			Fatalities / Injuries
					Threatened	Damaged	Destroyed	
Utah (1)								
Brian Head (Iron)	5185-FM-UT June 18, 2017	43,436 (+636)	9% (-1)	Mandatory (1,562)	1,506 (1,021 homes)	3 (2 homes)	26 (13 homes)	0 / 15 (+2)
Arizona (1)								
Goodwin Fire (Yavapai)	5186-FM-AZ June 25, 2017	1,500 (+500)	5% (+5)	Mandatory (208)	140 homes (-1,410)	0	9 (2 homes)	0 / 0

Readiness – Deployable Teams and Assets



FEMA



*B-2 Status: Assemble ≤ 2-hrs, On Site ≤ 18-hrs; B-48 Status: Assemble and deploy ≤ 48hrs; Charlie Status: No team assemble time requirement

Readiness – Activation Teams



FEMA

Resource	Status	Total	Status	Activated Team	Activation Level	Activation Times	Reason/Comments
NWC		5	Not Activated				
NRCC		2	Not Activated				NRCS Blue Team – June primary
HLT		1	Activated				
RWCs/MOCs		10	Not Activated				
RRCCs		10	Not Activated				

Back-up Regions (June 26-July 2): **II, III, and V**

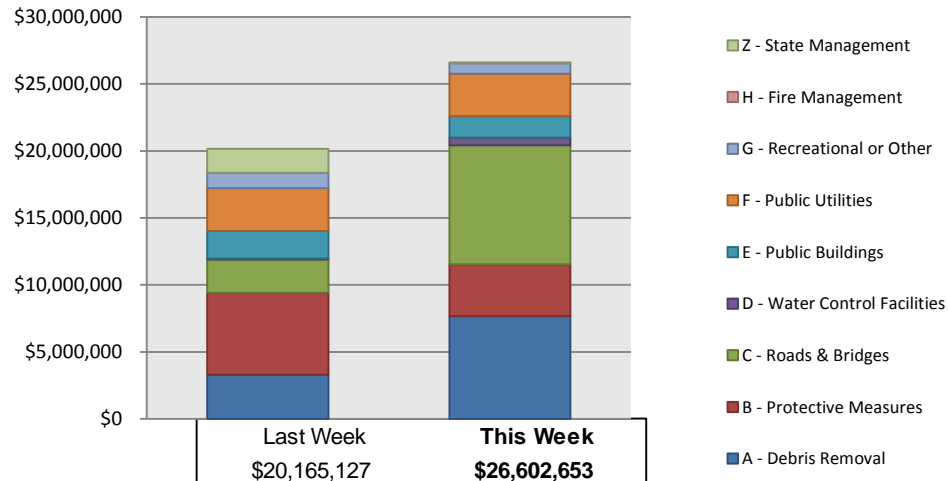
Public Assistance Grant Program



FEMA

PA Project Worksheets Obligated in past week, as of 06/26/17 at 1500 EDT										
PA Category	Emergency Work		Permanent Work							Total
	A - Debris Removal	B - Protective Measures	C - Roads & Bridges	D - Water Control Facilities	E - Public Buildings	F - Public Utilities	G - Recreational or Other	H - Fire Management	Z - State Management	
Number Of PWs Obligated	50	70	90	4	43	18	25	0	4	304
Federal Share Obligated	\$7,660,880	\$3,876,669	\$8,885,313	\$584,619	\$1,589,040	\$3,171,930	\$763,137	\$0	\$71,065	\$26,602,653

Public Assistance Obligated per Category In the Past 2 Weeks – 06/12/2017 through 06/26/2017



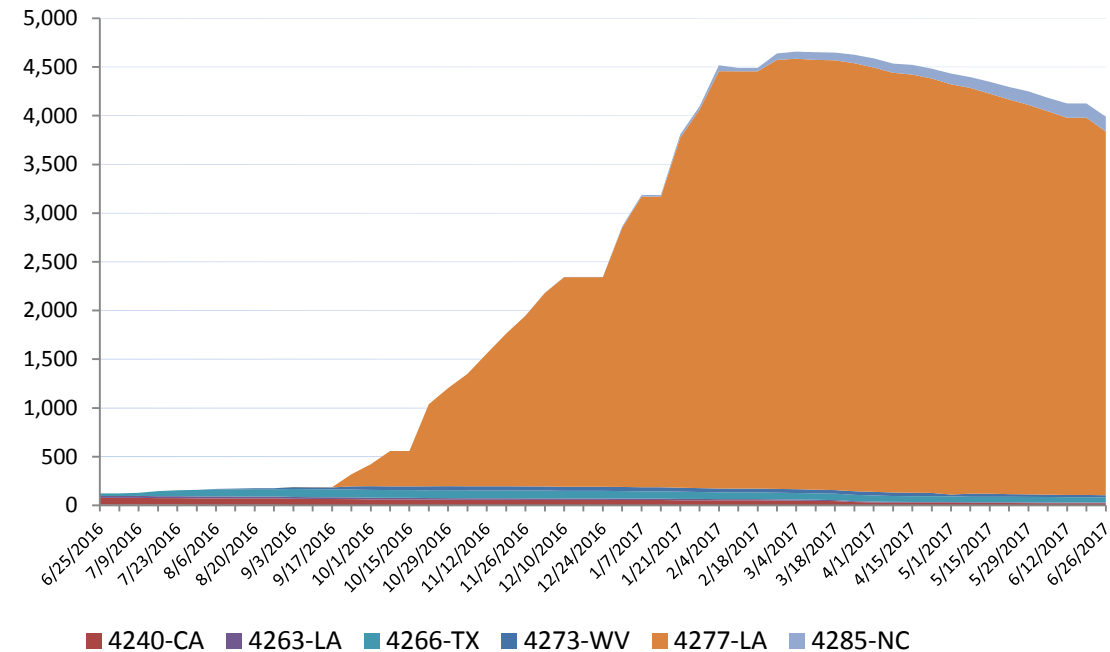
PA Highlights

- None

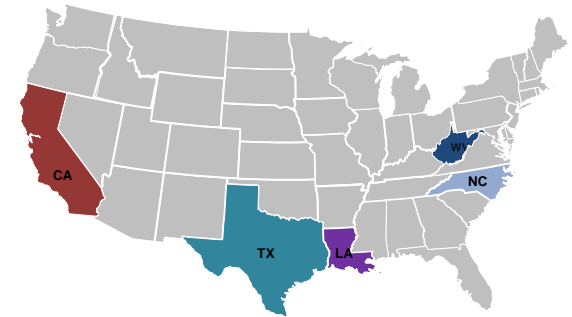
Direct Housing



Total Households in FEMA Direct Housing per State
Past Year per Week, 06/25/2016 – 06/26/2017, There are currently **3,990** Households
Occupying **3,990** Temporary Units



DR	IA Declaration Date	Program End Date	Current # of Households in Direct Housing (Weekly Change)
4240-CA	9/22/2015	3/22/2017	22 (0)
4263-LA	3/13/2016	9/13/2017	7 (0)
4266-TX	3/19/2016	9/19/2017	53 (-2)
4273-WV	6/25/2016	12/26/2017	22 (-1)
4277-LA	8/14/2016	2/14/2018	3734(-138)
4285-NC	10/10/2016	4/10/2018	152 (+5)



States with Currently Occupied Units

NPSC Activity



FEMA

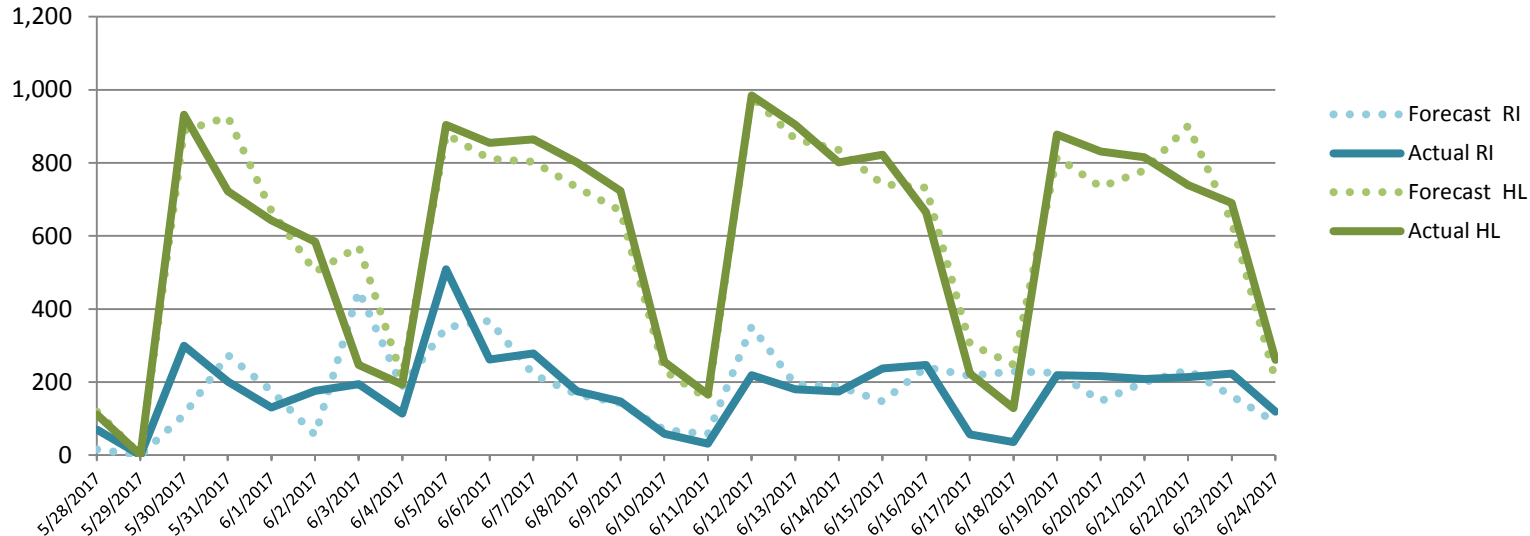
NPSC Call Activity in the Past Week

6/18/2017 through 6/24/2017

Call Type	Projected Calls	Actual Calls	Average Speed of Answer	Maximum Delay Time
Registration Intake:	1,287	1,235	:12	2:33
Helpline:	4,322	4,342	:12	1:31
Combined:	5,609	5,577	:12	2:33

NPSC Call Forecasting and Actual Calls Over the Past 4 Weeks

05/28/2017 through 06/24/2017



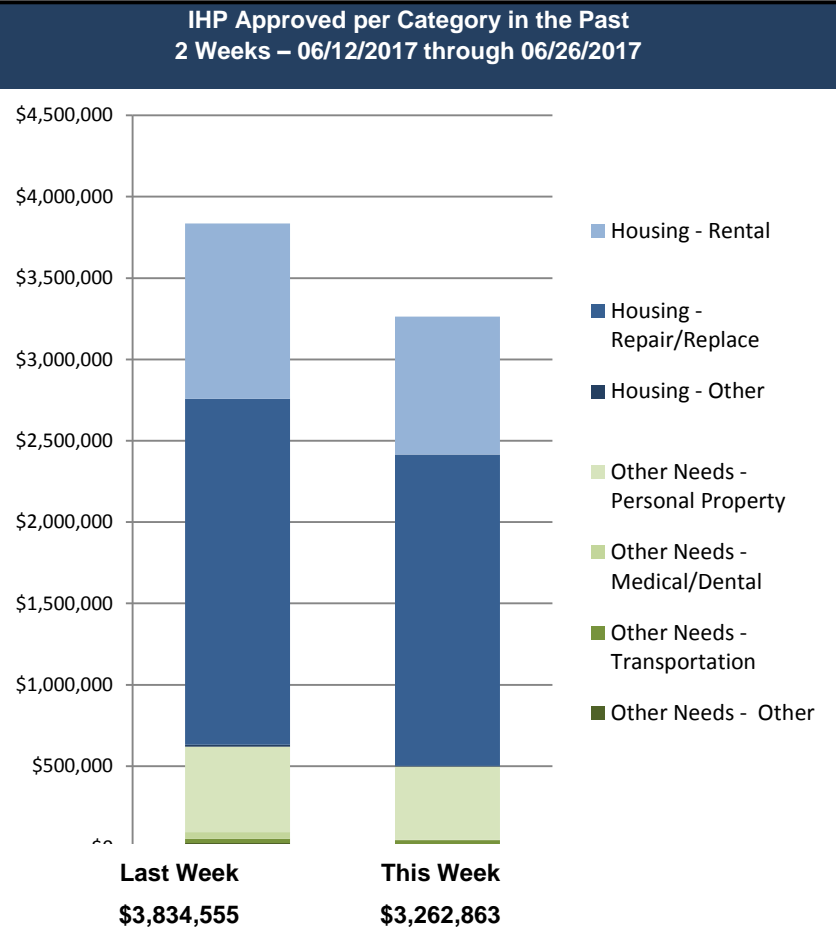
1 Disaster with a
Currently Open
Registration Period

Individual Assistance Activity



FEMA

	Individuals and Households Program Activity As Of: 6/26/17				
		In Past 7 Days		Cumulative	
		Applicants Approved	Amount Approved	Applicants Approved	Amount Approved
	4317-MO Declared 06-02-2017 End Of Reg Period 08-01-2017				
Open Registrati on Period	Housing Assistance	208	\$1,150,178.76	1,326	\$7,698,649.92
	Other Needs Assistance	82	\$200,868.48	480	\$1,516,309.59
	Total IHP	\$1,351,047.24		\$9,214,959.51	
	Average IHP			\$6,485	
	Total Max Grants			53	
	4318-AR Declared 06-15-2017 End Of Reg Period 08-14-2017				
Open Registrati on Period	Housing Assistance	243	\$1,114,183.74	312	\$1,545,493.78
	Other Needs Assistance	121	\$234,759.90	160	\$353,279.45
	Total IHP	\$1,348,943.64		\$1,898,773.23	
	Average IHP			\$5,568	
	Total Max Grants			0	
Other IHP Active	18 Declarations IHP Programmatically Open - Closed Registration *				
	Housing Assistance	182	\$499,694.43		
	Other Needs Assistance	41	\$63,177.69		
	Total IHP	\$562,872.12			
	Total IHP Approved in Past Week	\$3,262,863.00			





FEMA

FEMA's mission is to support our citizens and first responders to ensure that as a nation we work together to build, sustain, and improve our capability to prepare for, protect against, respond to, recover from, and mitigate all hazards.