

The Disaster Center is dedicated to the idea that disaster mitigation is cost effective and individuals pursuing their own interest are the greatest potential force for disaster reduction.

Please consider making a small donation to the Disaster Center



When disaster mitigation is cost effective, we are on the road to bringing disasters to an end.



# **FEMA**

## **Daily Operations Briefing**

**Saturday, July 1, 2017**

**8:30 a.m. EDT**

# Significant Activity – June 30-July 1



FEMA

**Significant Events:** None

**Tropical Activity:**

- Atlantic – Disturbance 1: Low (20%)
- Eastern Pacific – Disturbance 1: Low (20%)
- Central Pacific – No tropical cyclones expected next 48 hours
- Western Pacific – No activity affecting U.S. interests

**Significant Weather:**

- Severe thunderstorms possible for portions of the Tennessee Valley, Southern/Central Appalachians, Mid-Atlantic, and Northeast
- Flash flooding possible for portions of the Tennessee Valley, Southern Appalachians, and Northeast
- Elevated Fire Weather conditions expected across NV, UT, AZ, and NM
- Space Weather – Past 24 hours: none observed; next 24 hours: none predicted

**Earthquake Activity:** No significant activity

**Declaration Activity:** None

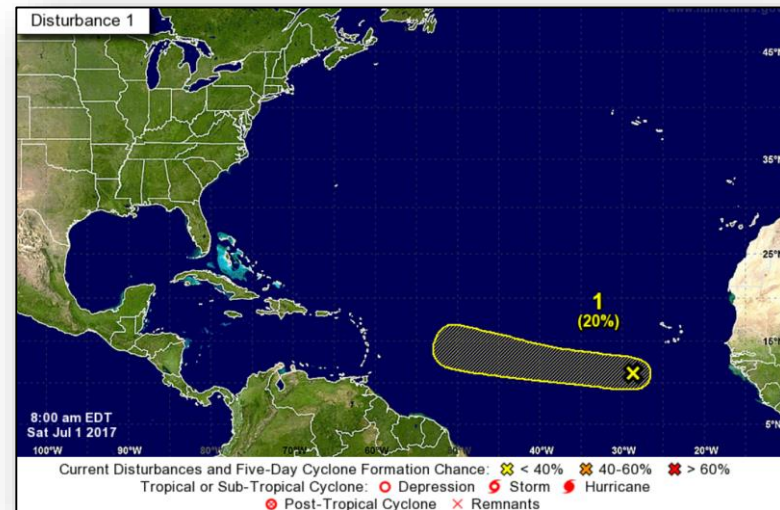
# Tropical Outlook – Atlantic



FEMA

## Disturbance 1 (as of 8:00 a.m. EDT)

- Located 400 miles SW of the Cabo Verde Islands
- Moving W at 10 to 15 mph
- Conducive for development
- Formation chance through 48 hours: Low (0%)
- Formation chance through 5 days: Low (20%)



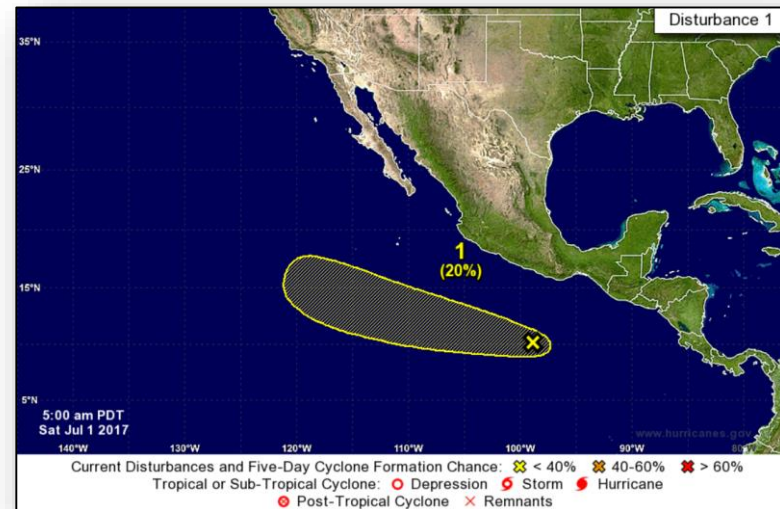
# Tropical Outlook – Eastern Pacific



FEMA

## Disturbance 1 (as of 8:00 a.m. EDT)

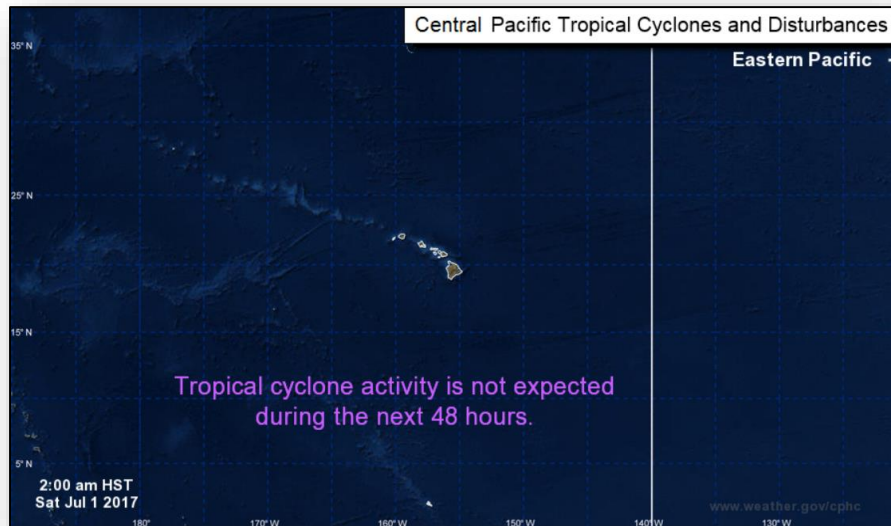
- Located several hundred miles south of Acapulco, Mexico
- Moving WNW well south of the coast
- Conducive for development
- Formation chance through 48 hours: Low (0%)
- Formation chance through 5 days: Low (20%)



# Tropical Outlook – Central Pacific



FEMA



**48 Hour Outlook**



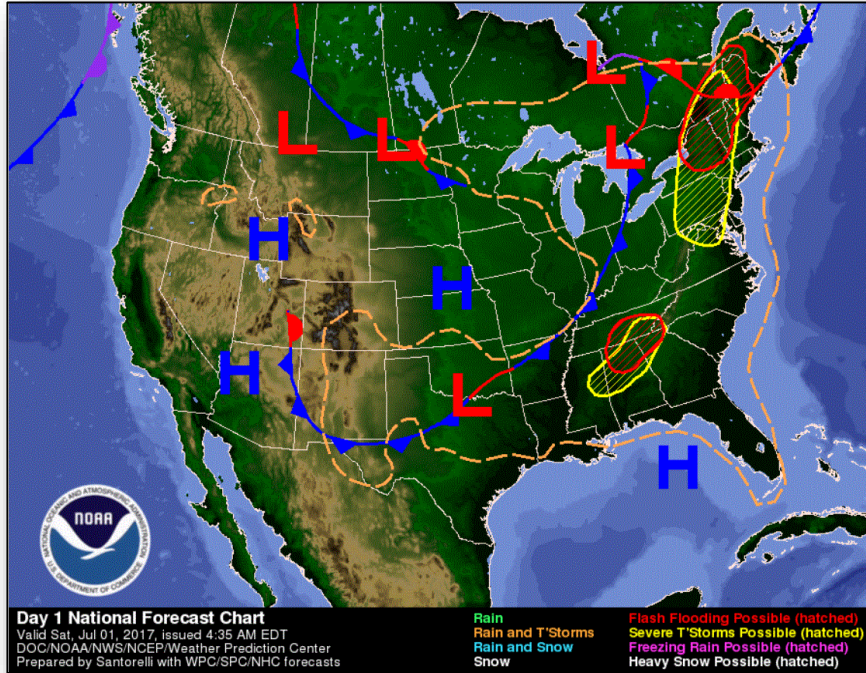
**5 Day Outlook**



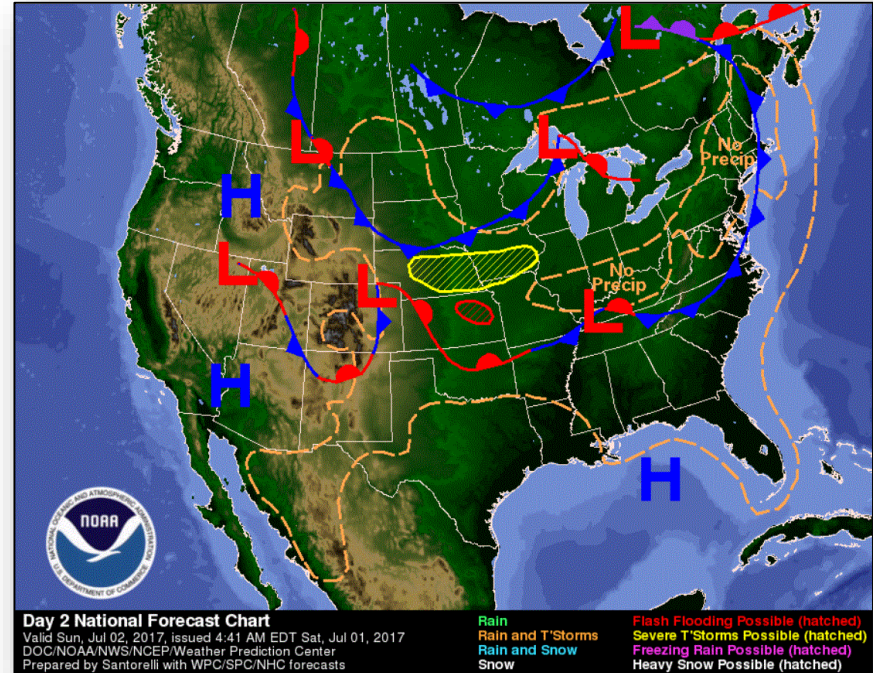
# National Weather Forecast



FEMA

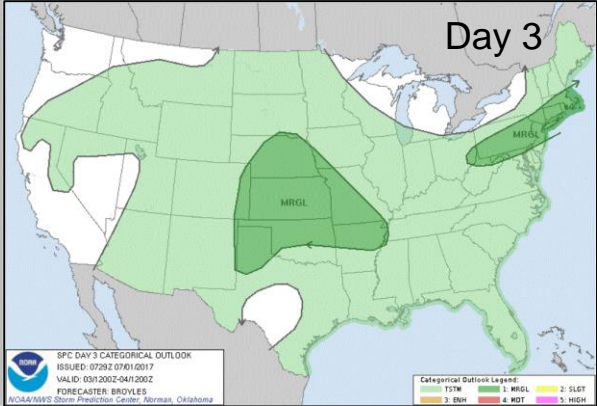
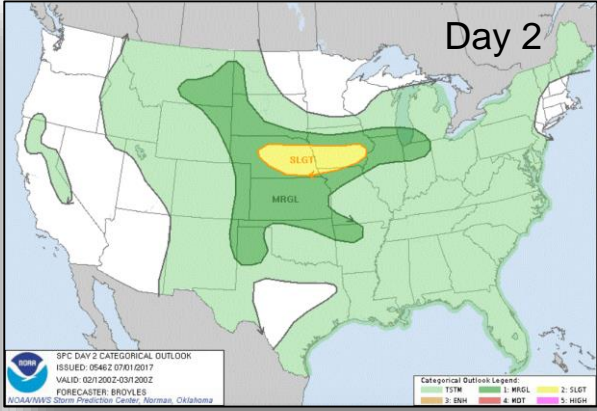
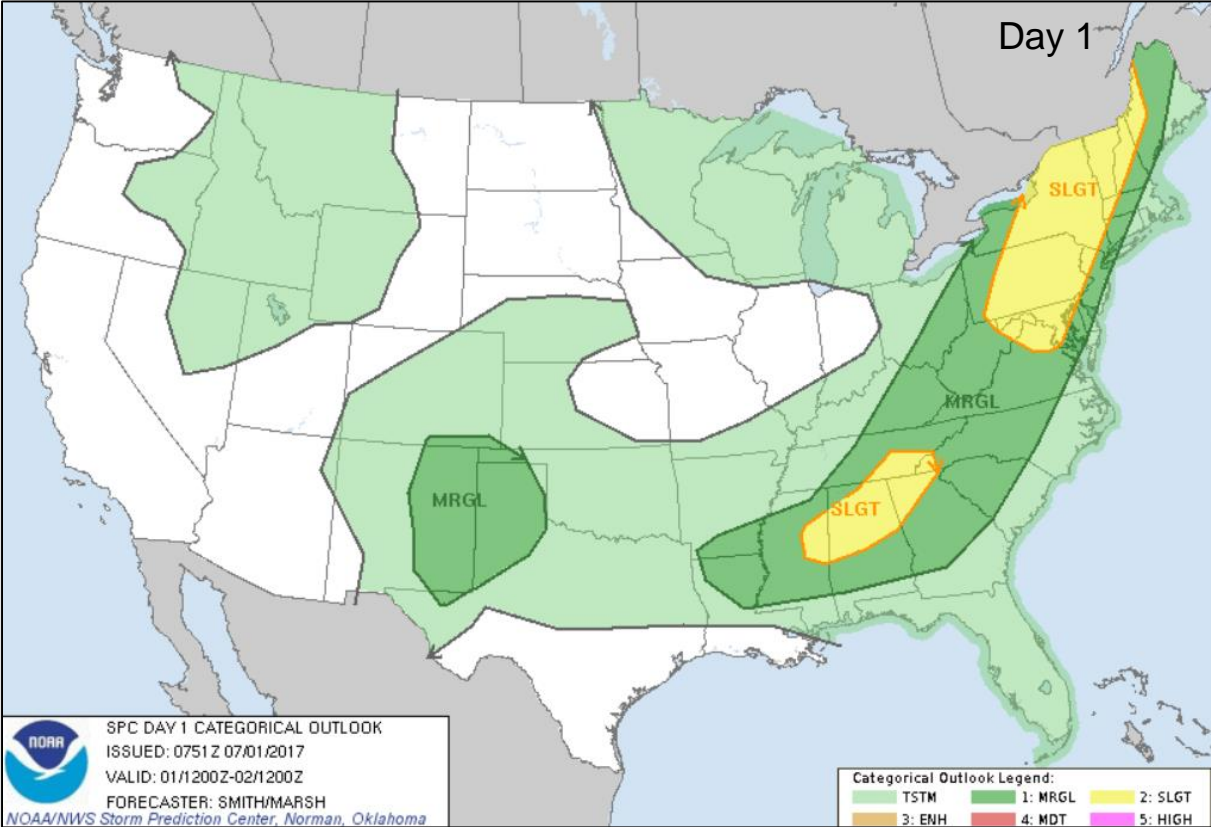


*Today*



*Tomorrow*

# Severe Weather Outlook – Days 1-3

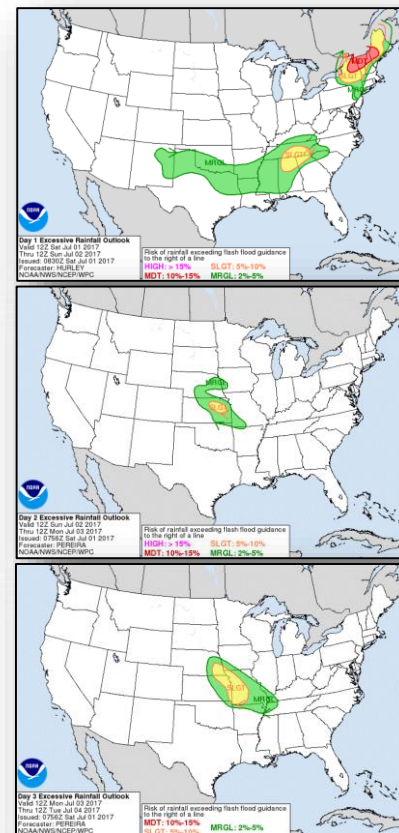
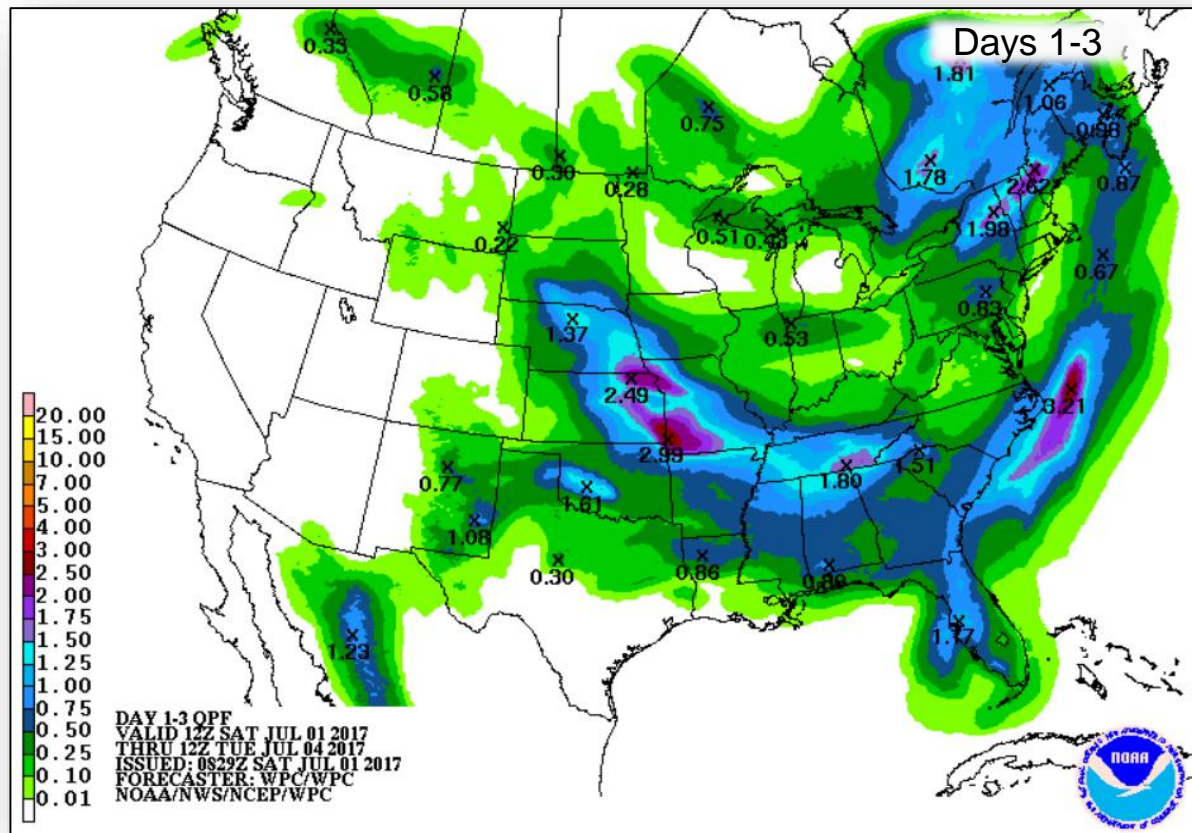




# Precipitation Forecast / Flash Flood Risk



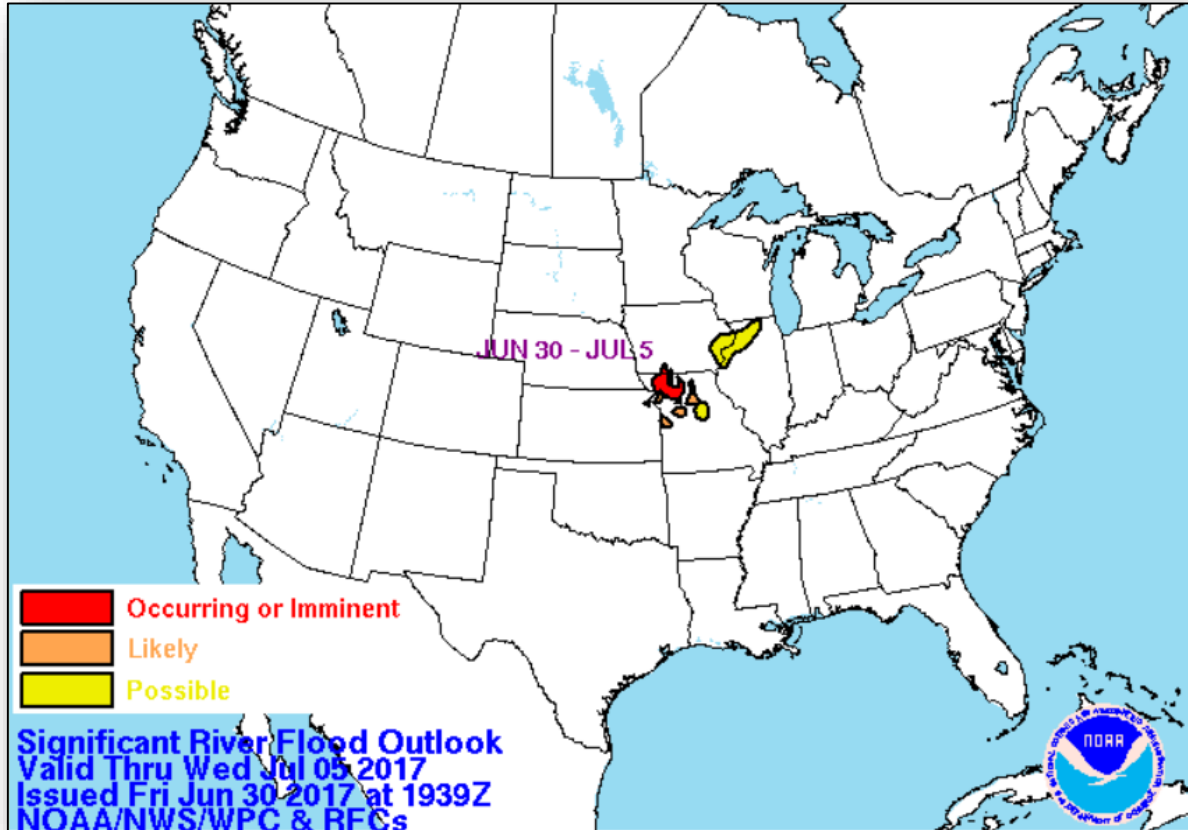
FEMA



# Significant River Flood Outlook



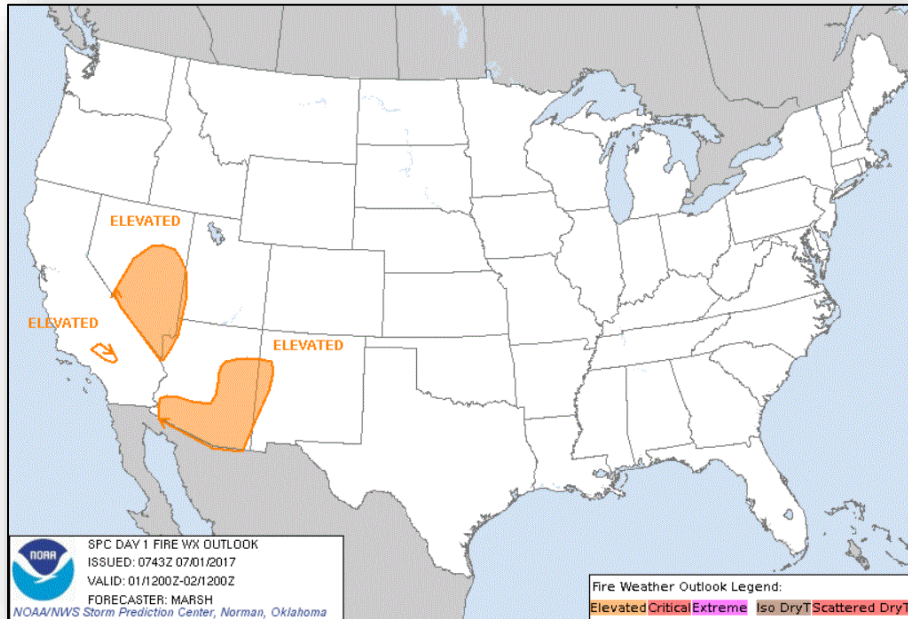
FEMA



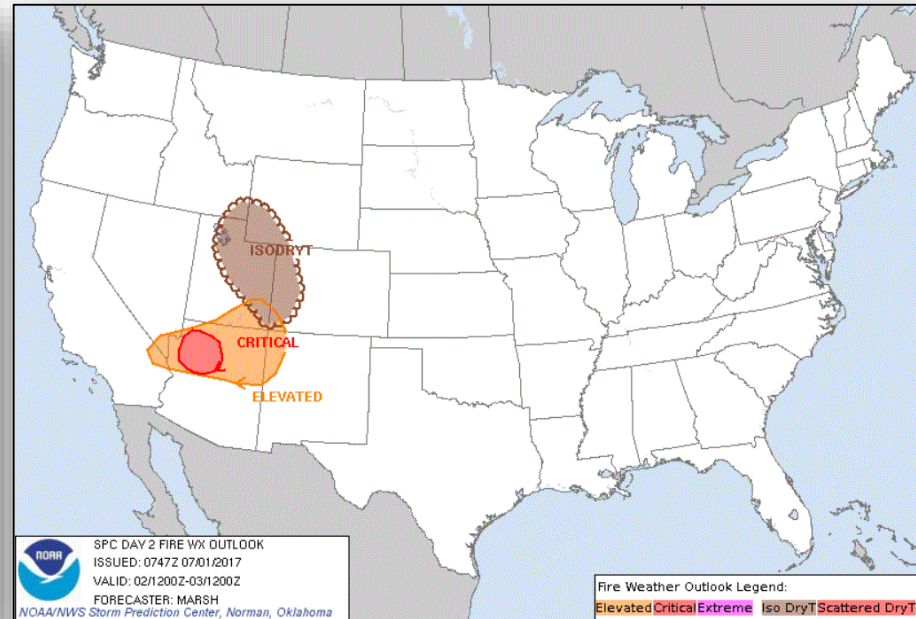
# Fire Weather Outlook



FEMA



*Today*

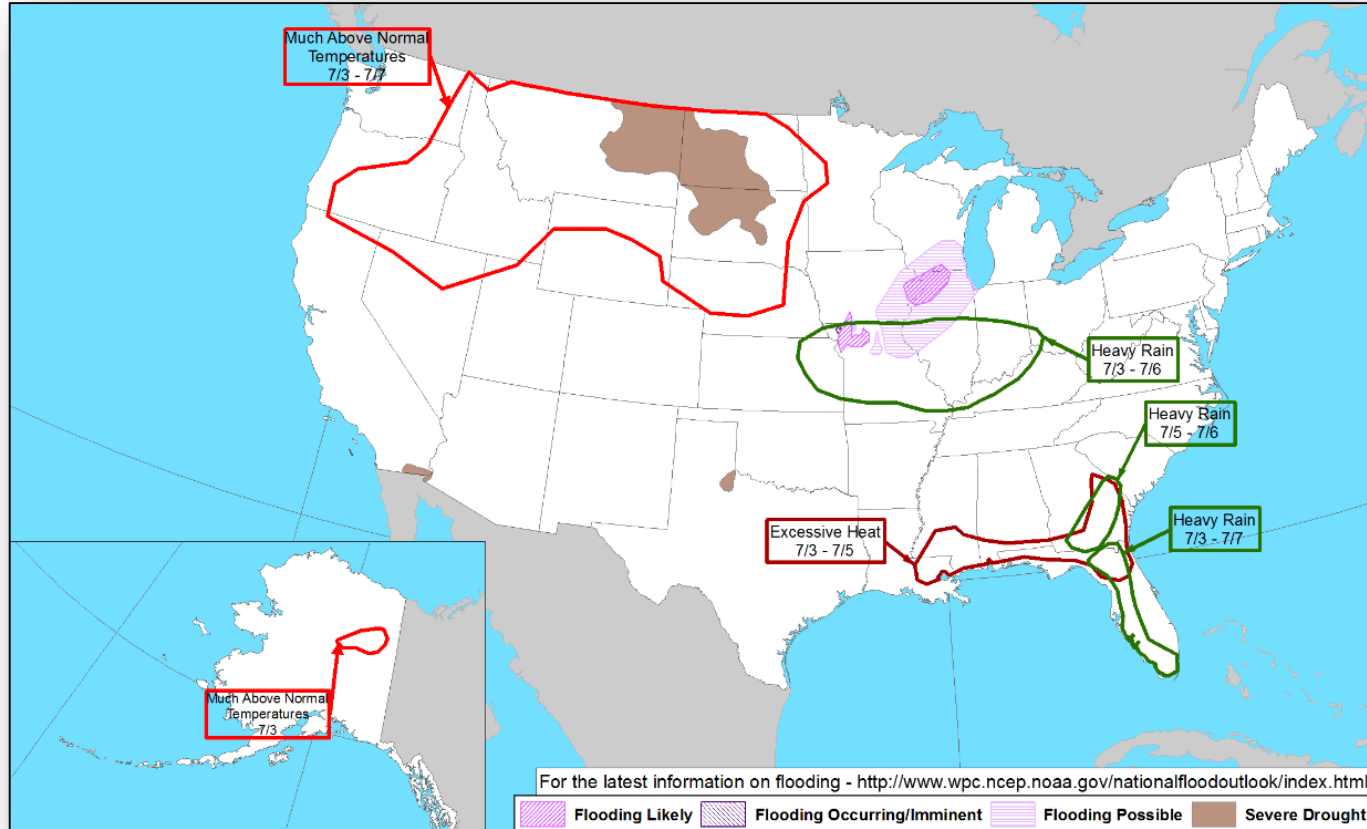


*Tomorrow*

# Hazards Outlook – July 3 - 7



FEMA





# Space Weather



FEMA

	Space Weather Activity	Geomagnetic Storms	Solar Radiation	Radio Blackouts
Past 24 Hours	None	None	None	None
Next 24 Hours	None	None	None	None
For further information on NOAA Space Weather Scales refer to <a href="http://www.swpc.noaa.gov/noaa-scales-explanation">http://www.swpc.noaa.gov/noaa-scales-explanation</a>				





# Joint Preliminary Damage Assessments



FEMA

Region	State / Location	Event	IA/PA	Number of Counties		Start – End
				Requested	Completed	
V	Michigan	Torrential Rains and Flooding Jun 23, 2017	IA	4	0	Jul 6 – TBD
			PA	4	0	Jul 6 – TBD
VII	Nebraska	Severe Storms, Tornadoes, & High Winds Jun 12-17, 2017	IA	0	0	N/A
			PA	17	8	Jun 26 – TBD
X	Idaho	Dam Release Flooding Mar 29 – Jun 15, 2017	IA	0	0	N/A
			PA	2	0	Jun 26 – TBD
		Snowmelt Flooding May 8 – Jun 16, 2017	IA	0	0	N/A
			PA	5	0	June 26 – TBD

# Disaster Requests & Declarations



**FEMA**

Declaration Requests in Process		Requests APPROVED (since last report)	Requests DENIED (since last report)
3	Date Requested	0	0
NY – DR Severe Winter Storm and Snowstorm	May 29, 2017		
ND – DR Flooding	June 5, 2017		
OR – DR (Appeal) Severe Winter Storm	June 9, 2017		

# Wildfire Summary



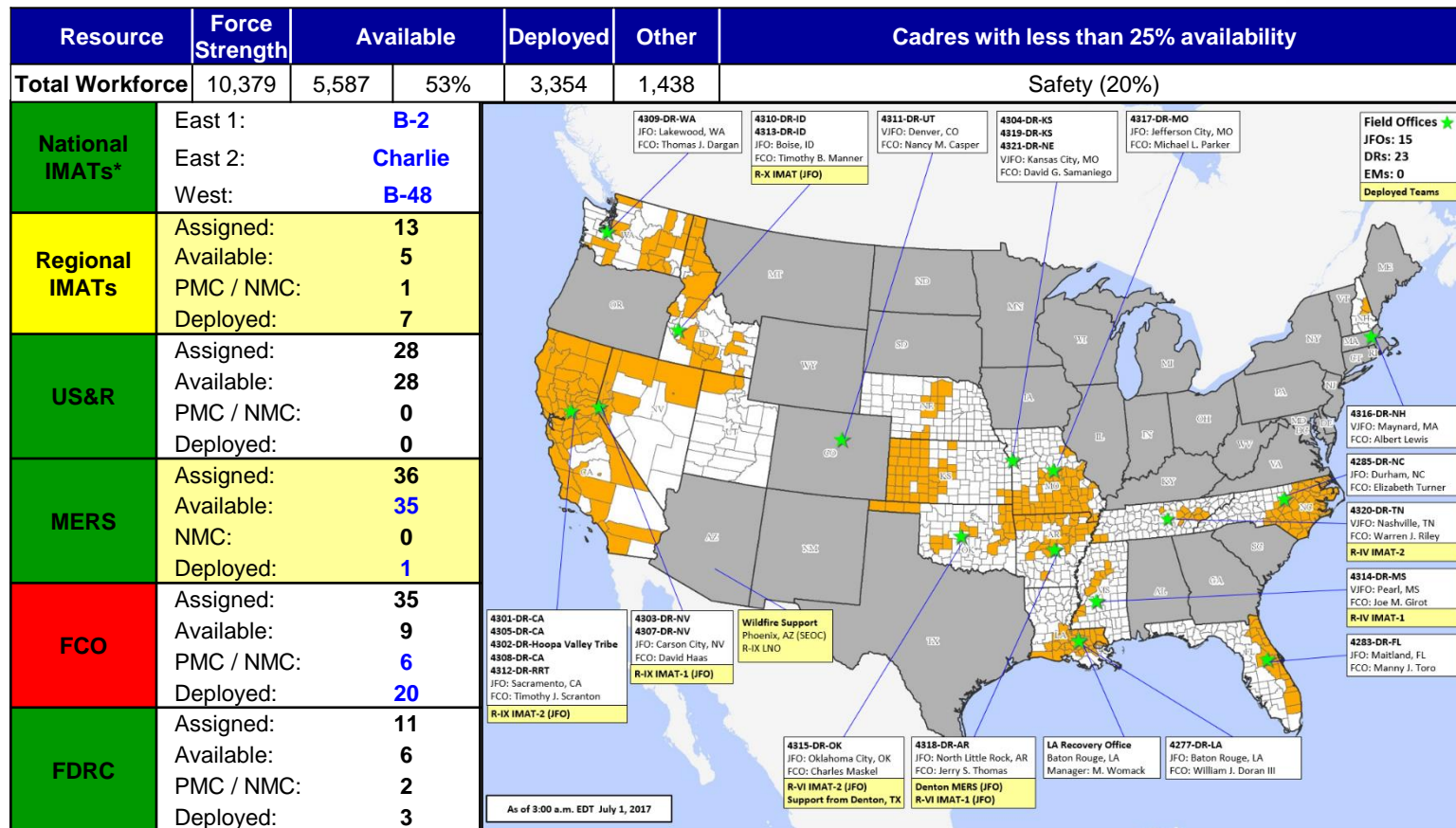
FEMA

Fire Name (County)	FMAG # (Approved Date)	Acres Burned	Percent Contained	Evacuations (Residents)	Structures			Fatalities / Injuries
					Threatened	Damaged	Destroyed	
Utah (1)								
Brian Head Fire (Iron)	5185-FM-UT June 18, 2017	59,956 (+1,637)	60% (+40)	Mandatory (450)	519 (450 homes)	3 (2 homes)	26 (13 homes)	0 / 24
Arizona (1)								
Goodwin Fire (Yavapai)	5186-FM-AZ June 25, 2017	25,342 (+514)	44% (+1)	Mandatory (2,416)	1,400 homes	3 (2 homes)	22 (4 homes)	0 / 3

# Readiness – Deployable Teams and Assets



FEMA



\*B-2 Status: Assemble ≤ 2-hrs, On Site ≤ 18-hrs; B-48 Status: Assemble and deploy ≤ 48hrs; Charlie Status: No team assemble time requirement

# Readiness – Activation Teams



FEMA

Resource	Status	Total	Status	Activated Team	Activation Level	Activation Times	Reason/Comments
NWC		5	Not Activated				
NRCC		2	Not Activated				NRCS Gold Team – July primary
HLT		1	Activated				
RWCs/MOCs		10	Not Activated				
RRCCs		10	Not Activated				

Back-up Regions (June 26-July 2): **II, III, and V**





# FEMA

**FEMA's mission is to support our citizens and first responders to ensure that as a nation we work together to build, sustain, and improve our capability to prepare for, protect against, respond to, recover from, and mitigate all hazards.**