

The Disaster Center is dedicated to the idea that disaster mitigation is cost effective and individuals pursuing their own interest are the greatest potential force for disaster reduction.

Please consider making a small donation to the Disaster Center



When disaster mitigation is cost effective, we are on the road to bringing disasters to an end.



FEMA

Daily Operations Briefing

Tuesday, July 10, 2018

8:30 a.m. EDT

Significant Activity – July 9-10



FEMA

Significant Events: None

Tropical Activity:

- Atlantic – Disturbance 1: Medium (50%); Tropical Storm Chis
- Eastern Pacific – Disturbance 1: Low (20%)
- Central Pacific – No tropical cyclones expected next 48 hours
- Western Pacific – No activity affecting U.S. interests

Significant Weather:

- Enhanced risk of severe thunderstorms – Northern Plains
- Flash flooding possible – Southwest
- Elevated Fire Weather – ID
- Red Flag Warnings – ID

Declaration Activity:

- Major Disaster Declaration Request- Connecticut

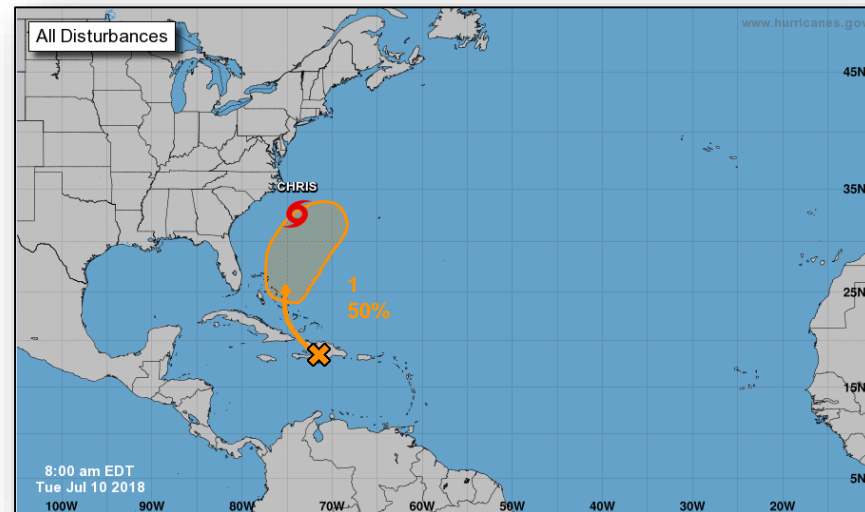
Tropical Outlook – Atlantic



FEMA

Disturbance 1 (as of 8:00 a.m. EDT)

- Remnants of Beryl are producing strong gusty winds and areas of heavy rain over portions of the Atlantic and Caribbean
- Expected to move WNW today across the rest of Hispaniola and over southeastern Bahamas this evening
- Forecast to turn northward over western Atlantic on Wednesday where upper-level winds could become a little more conducive for regeneration of a tropical cyclone later this week
- Formation chance through 48 hours: Low (20%)
- Formation chance through 5 days: Medium (50%)



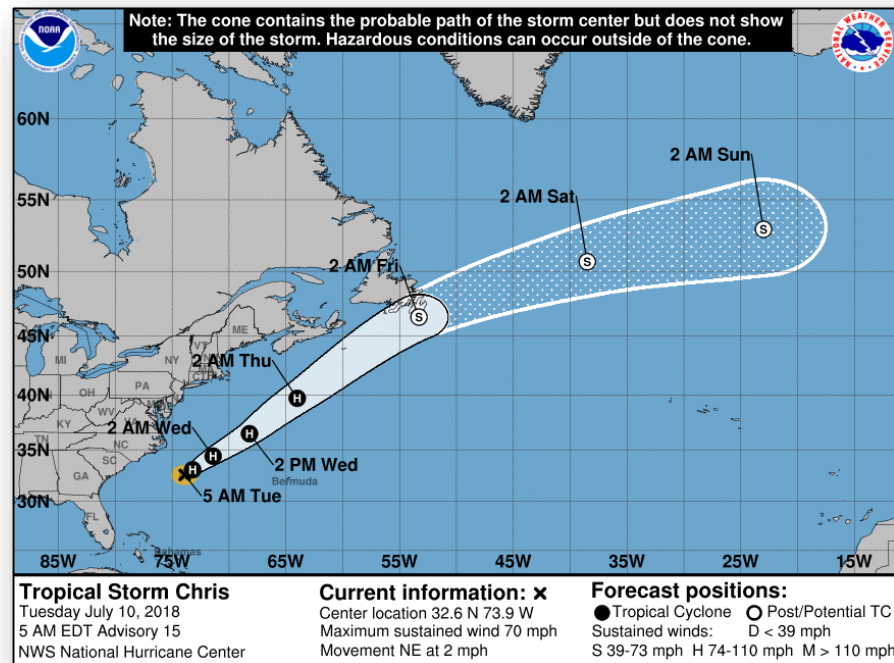
Tropical Outlook – Atlantic



FEMA

Tropical Storm Chris (Advisory #15 as of 5:00 a.m. EDT)

- Located 200 miles SSE of Cape Hatteras, NC
- Moving NE at 2 mph
- Maximum sustained winds 70 mph
- Forecast to strengthen into a hurricane later today and a strong post-tropical cyclone by Thursday night or early Friday
- Tropical storm force winds extend out 70 miles
- Swells generated by Chris are expected to increase and affect portions of the coasts of NC and Mid-Atlantic states during the next few days
- No coastal watches or warnings in effect



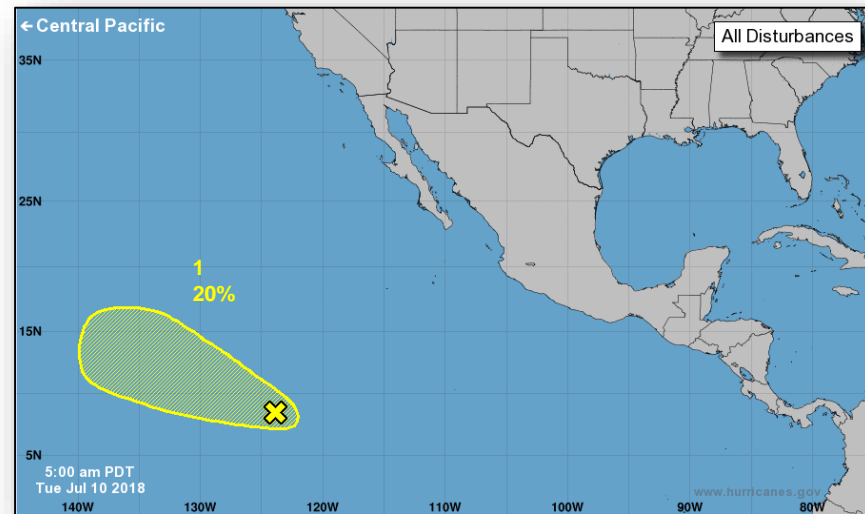
Tropical Outlook – Eastern Pacific



FEMA

Disturbance 1 (as of 8:00 a.m. EDT)

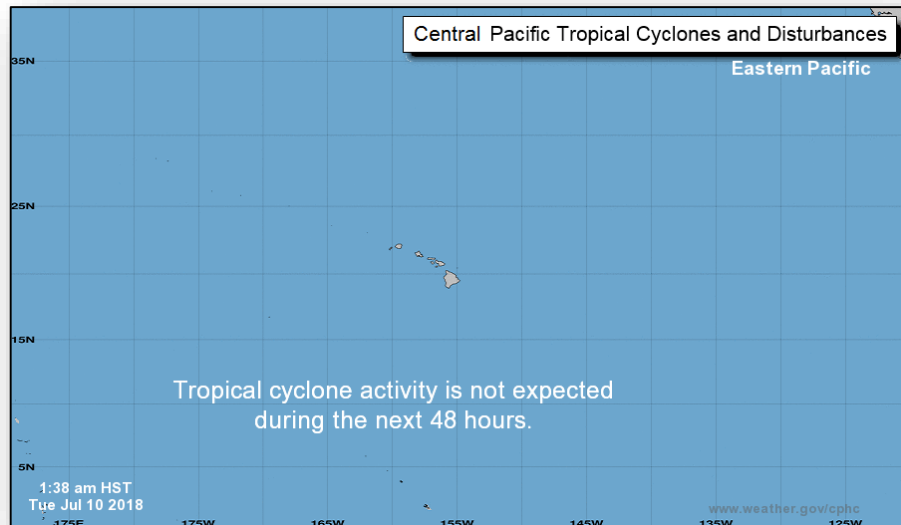
- Located a little over 1,000 miles SW of southern tip of Baja California peninsula
- Moving WNW at 10 mph
- Environmental conditions appear conducive for gradual development next few days
- Formation chance through 48 hours: Low (10%)
- Formation chance through 5 days: Low (20%)



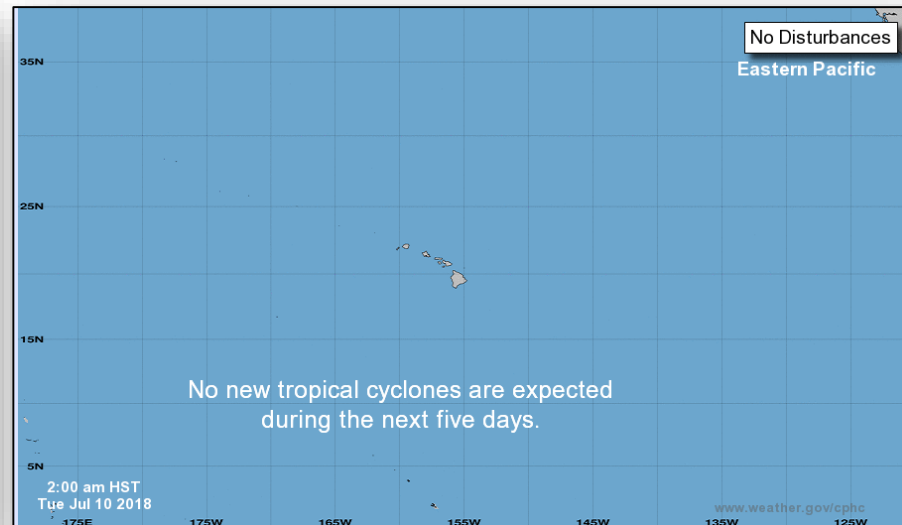
Tropical Outlook – Central Pacific



FEMA

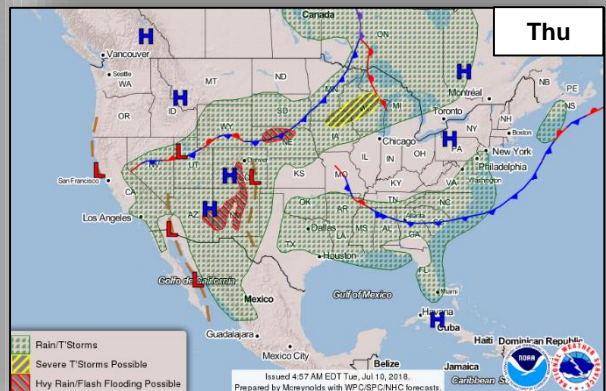
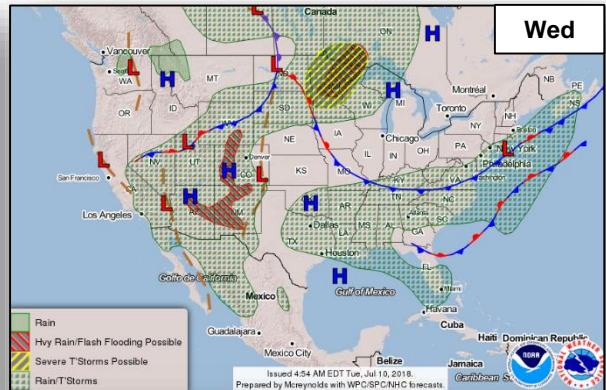
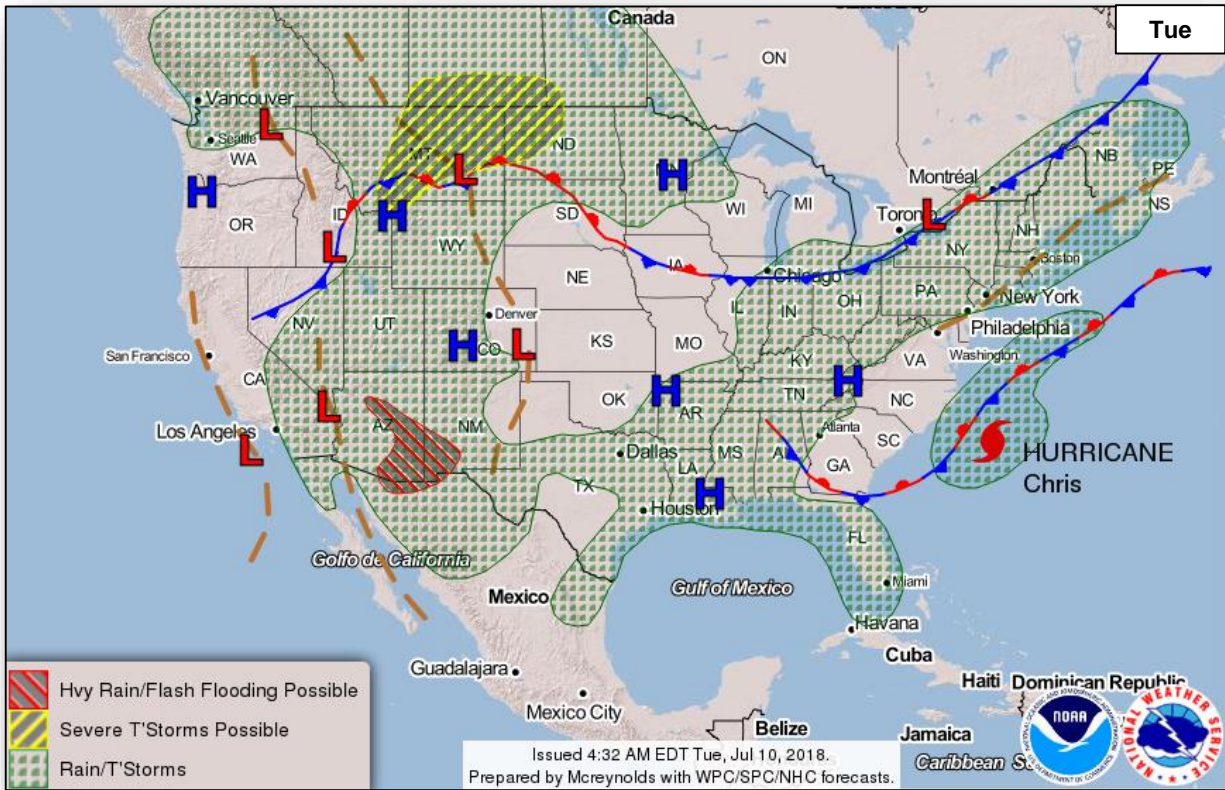


48 Hour Outlook



5 Day Outlook

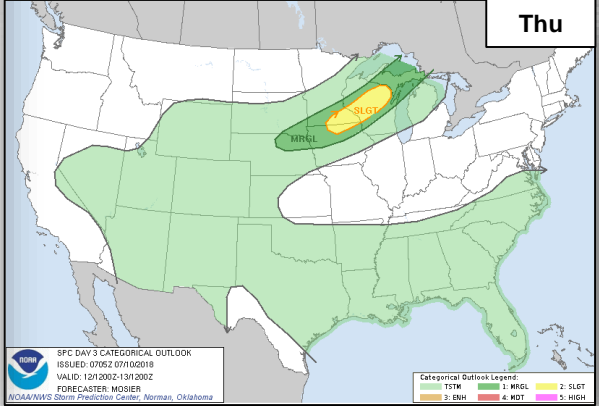
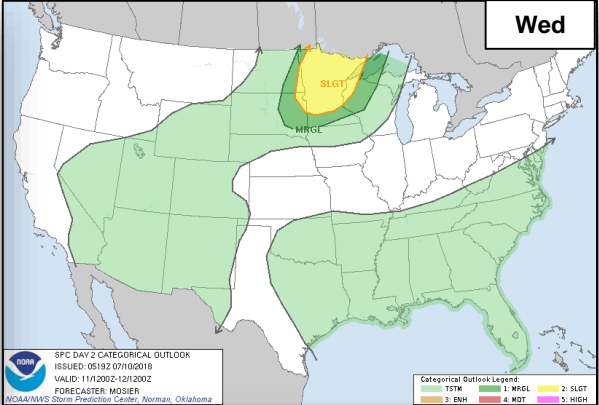
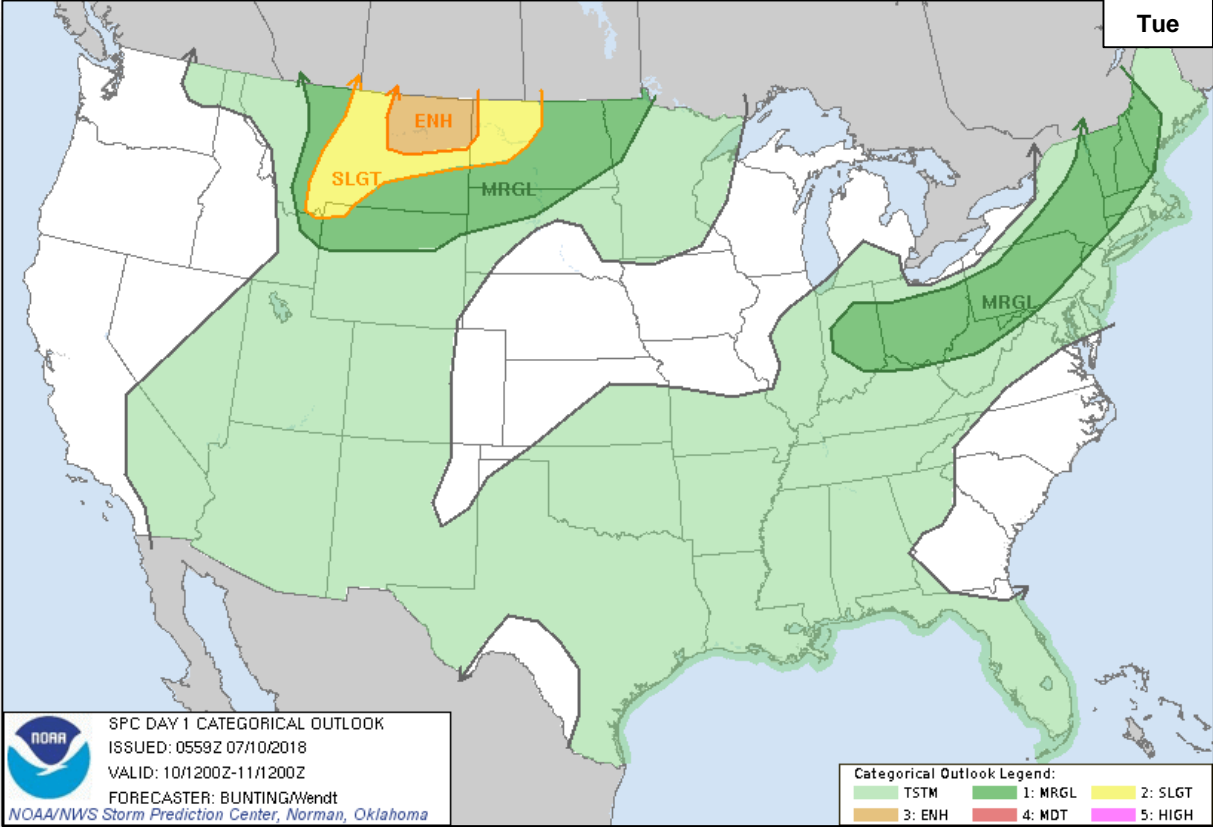
National Weather Forecast



Severe Weather Outlook



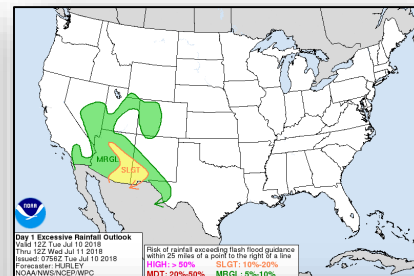
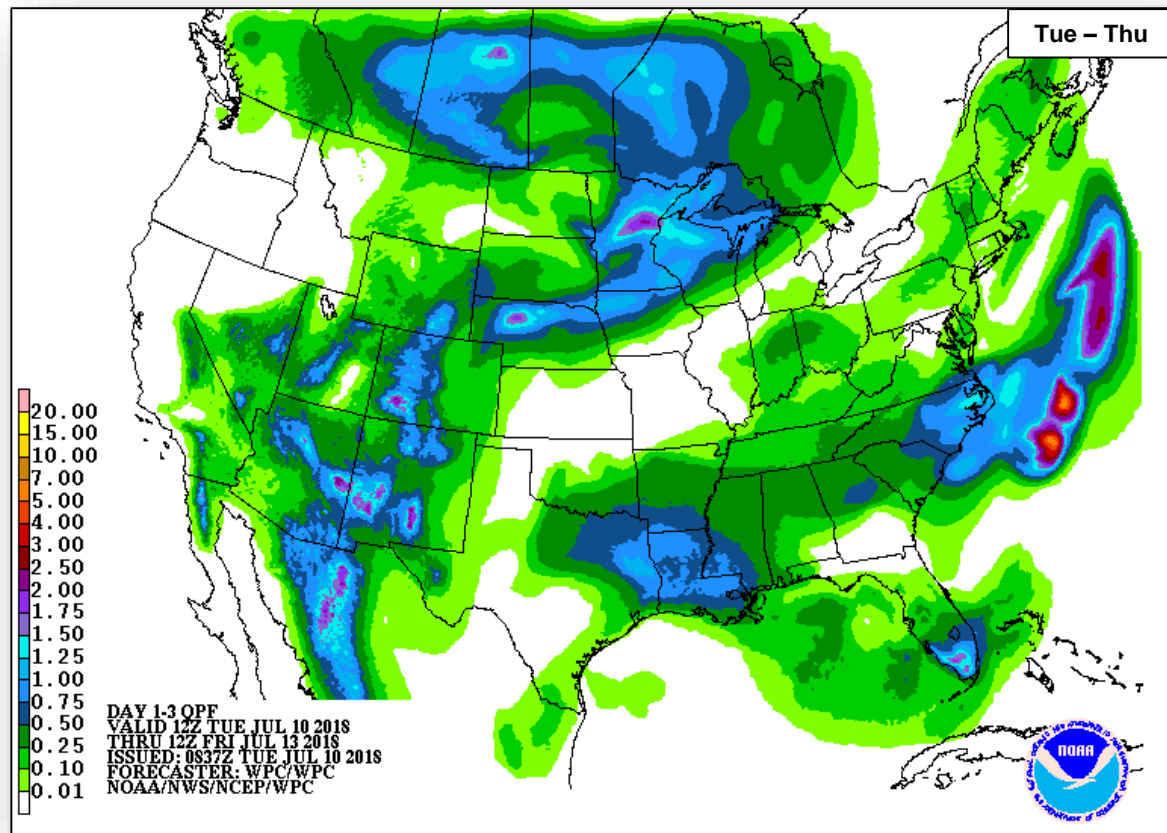
FEMA



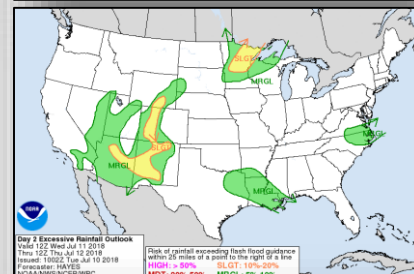
Precipitation / Excessive Rainfall Forecast



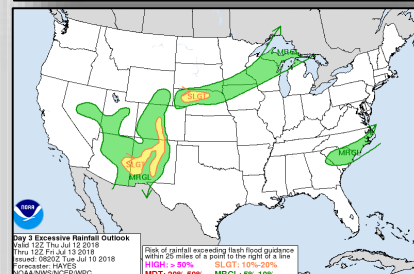
FEMA



Tue



Wed

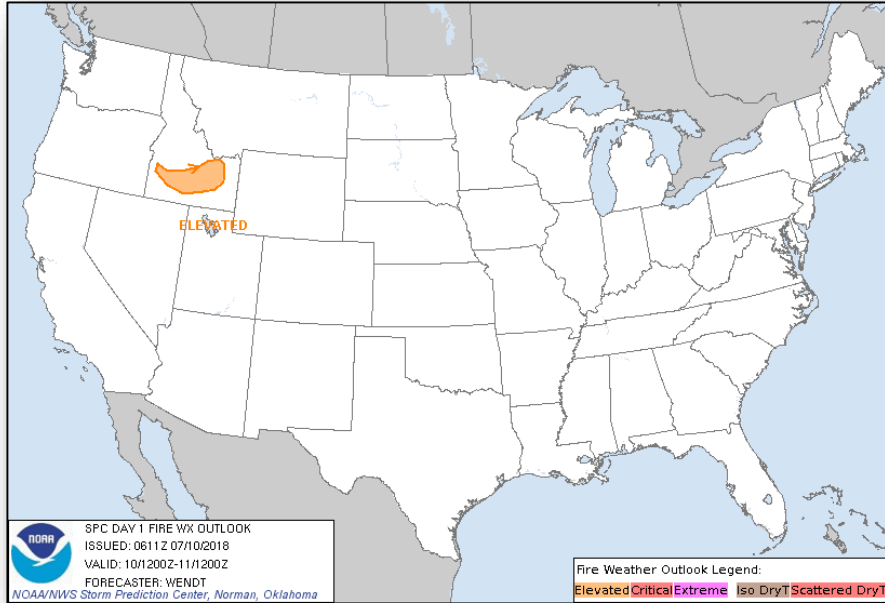


Thu

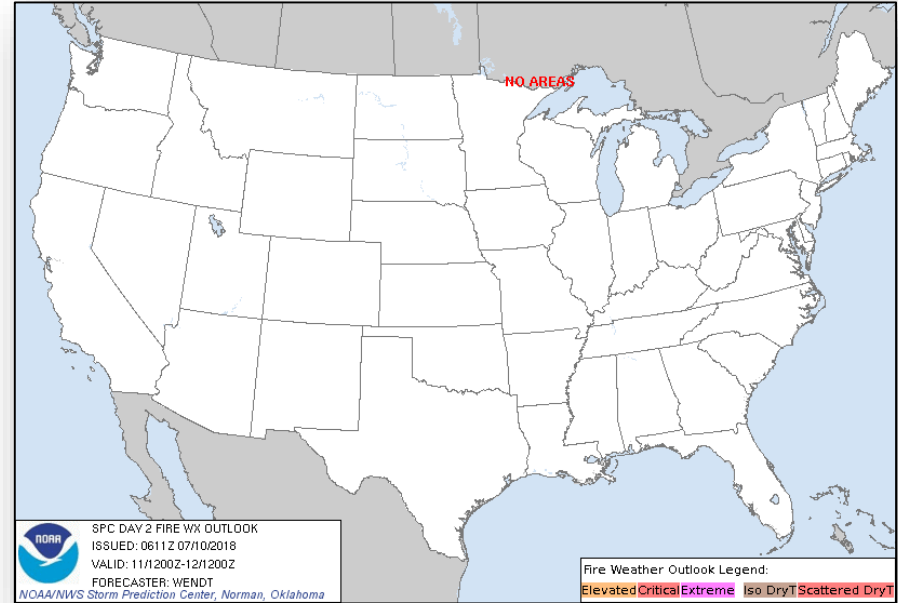
Fire Weather Outlook



FEMA



Tuesday

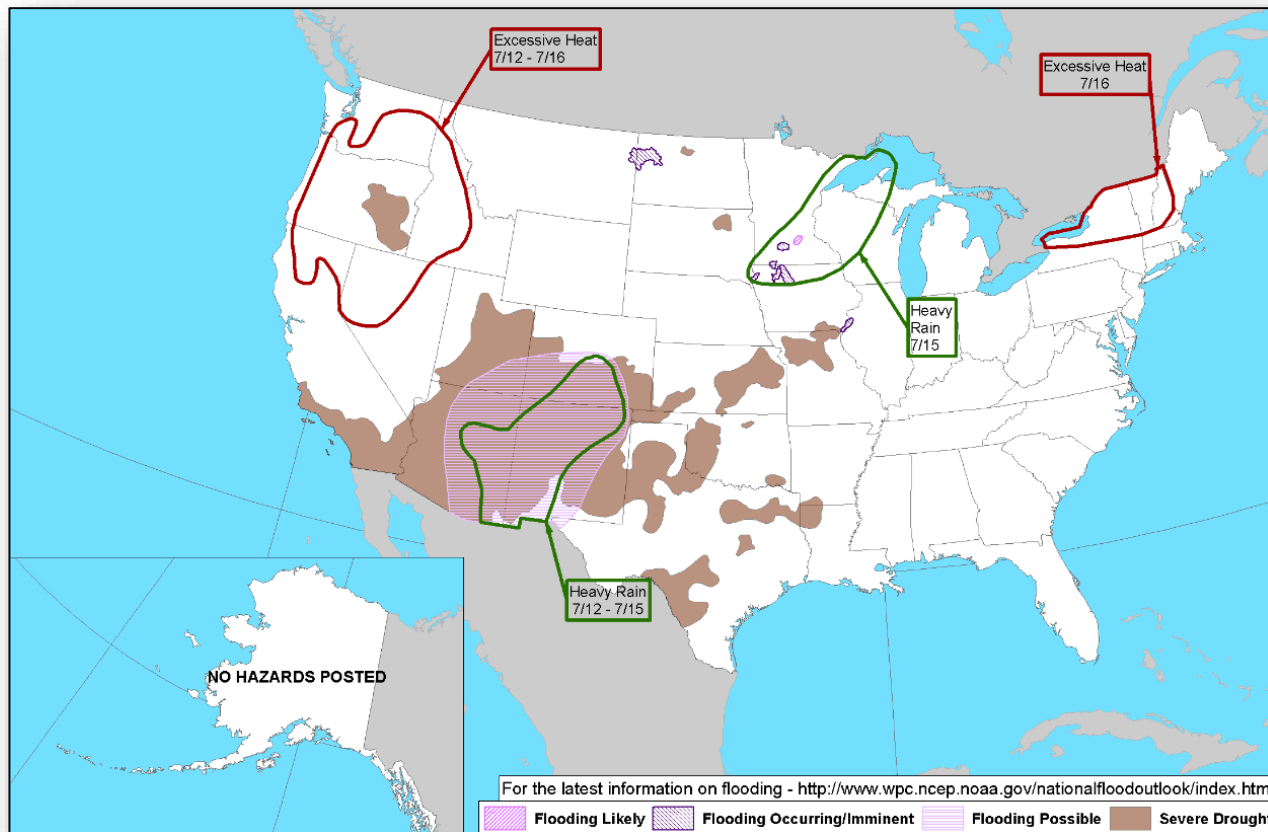


Wednesday

Hazards Outlook – July 12-16



FEMA



Wildfire Summary



FEMA

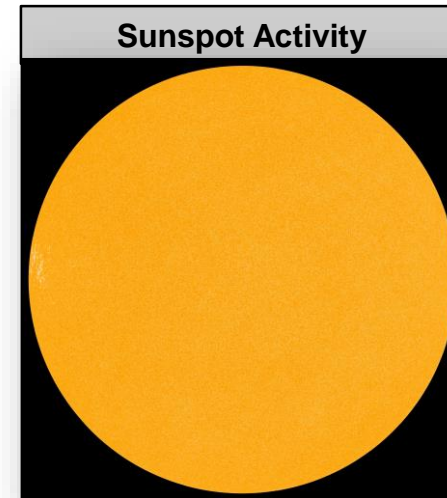

Fire Name (County)	FMAG Number	Acres Burned	Percent Contained	Evacuations (Residents)	Structures			Fatalities / Injuries
					Threatened	Damaged	Destroyed	
Colorado (2)								
Spring Creek (Costilla)	5246-FM-CO	107,967 (+660)	77% (+2)	Mandatory	2,878 (2,076 homes)	119 homes	224 (+22) (215 homes)	0 / 8 (+2)
Lake Christine (Eagle)	5249-FM-CO	6,180 (+264)	39% (+9)	Mandatory	150 (-425) (75 homes)	0	3 homes	0 / 5 (+1)
Utah (1)								
Dollar Ridge (Wasatch / Duchesne)	5248-FM-UT	52,068 (+2,279)	45% (+10)	Mandatory	1,000 homes	0	90 homes	0 / 0
California (1)								
Klamathon Fire (Siskiyou)	5250-FM-CA	36,500 (+1,500)	40% (+15%)	Mandatory	1,222 (+412) (1,012 homes)	12 (5 homes)	82 (+1) (34 homes)	1 / 3

Space Weather



FEMA

	Space Weather Activity	Geomagnetic Storms	Solar Radiation	Radio Blackouts
Past 24 Hours	None	None	None	None
Next 24 Hours	None	None	None	None
For further information on NOAA Space Weather Scales refer to: http://www.swpc.noaa.gov/noaa-scales-explanation				



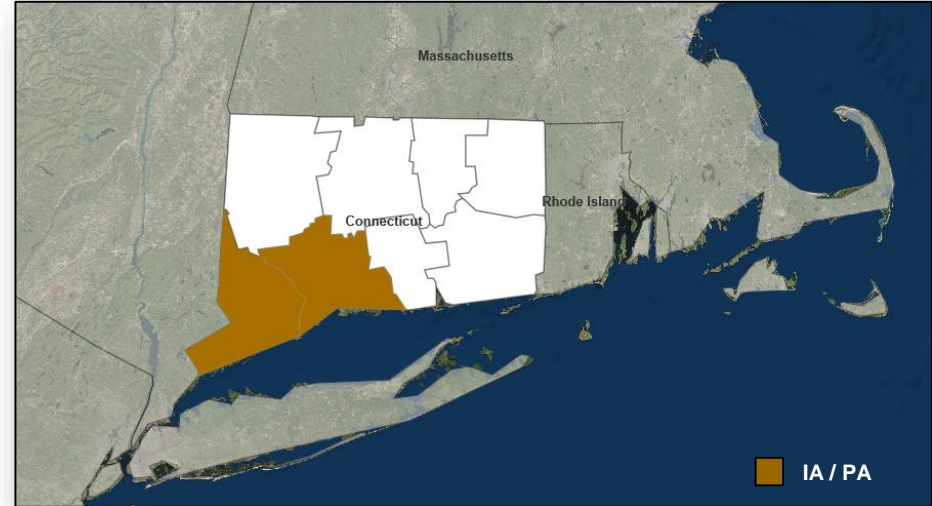
Declaration Request



FEMA

Connecticut

- On July 9, 2018, the Governor requested a Major Disaster Declaration for the State of Connecticut
- For severe storms, tornadoes, and straight-line winds that occurred on May 15, 2018
- Requesting:
 - Individual Assistance for 2 counties and 2 individual municipalities
 - Public Assistance for 2 counties and 3 independent municipalities
 - Hazard Mitigation statewide



Disaster Requests and Declarations



FEMA

Declaration Requests in Process					Requests APPROVED (since last report)	Requests DENIED (since last report)
11	IA	PA	HM	Date Requested	0	0
MA – DR Severe Winter Storm and Snowstorm		X	X	June 12, 2018		
Federated States of Micronesia (FSM) – Flooding <i>*Request made pursuant to the Compacts of Free Association, not under Stafford Act.</i>				June 13, 2018		
SD – DR Severe Storms and Flooding		X	X	June 14, 2018		
MT – DR Flooding		X	X	June 18, 2018		
VT – DR Severe Storm and Flooding		X	X	June 21, 2018		
PA – DR Severe Storms, Flooding, and Landslides		X	X	June 22, 2018		
LA – DR Severe Storms, Tornadoes, and Straight-line Winds (Appeal)	X		X	June 22, 2018		
WV – DR Severe Winter Storms, Flooding, Landslides, and Mudslides		X	X	June 28, 2018		
LA – DR Flooding		X	X	June 29, 2018		
AK – DR Flooding		X	X	June 28, 2018		
CT – DR Severe Storms, Tornadoes, and Straight-line Winds	X	X	X	July 9, 2018		

Readiness – Deployable Teams and Assets



FEMA

Resource	Force Strength	Available	Deployed	Other	Cadres with 25% or Less Availability
IM Workforce	11,624 ▲	4,091 ▼ 35%	4,097 ▲	3,436	EHP 8% (32/384); FM 24% (66/271); HM 25% (234/957); PA 15% (279/1,824); SAF 4% (2/53); SEC 21% (22/104)
National IMATs* (3 Teams)	East 1: East 2: West:	B-48 Charlie B-2			
(Regional IMATs) (4 - 6 Teams)	Assigned: Available: PMC / NMC: Deployed:	13 6 3 4			
US&R (≥ 66%)	Assigned: Available: PMC / NMC: Deployed:	28 28 0 0			
MERS (≥ 66%)	Assigned: Available: PMC / NMC: Deployed:	36 35 0 1			
FCO (≤ 1 Type I)	Assigned: Available: PMC / NMC: Deployed:	33 7 (-2) 1 25 (+2)			
FDRC (≥ 3)	Assigned: Available: PMC / NMC: Deployed:	14 4 (+1) 1 (-1) 9			

* **B-2 Status:** Assemble ≤ 2-hrs, On Site ≤ 18-hrs; **B-48 Status:** Assemble and deploy ≤ 48hrs; **Charlie Status:** No team assemble time requirement

FEMA Readiness – Activation Teams



FEMA

Status		Activated Team	Activation Level	Activation Times	Reason / Comments
NWC (5 Teams)	Steady State				
NRCC (2 Teams)	Available				
HLT (1 Team)	Activated				
RWC / MOCs (10 Regions)	Steady State				
RRCCs (10 Regions)	Available				

Backup Regions: **VIII, IX, and X**

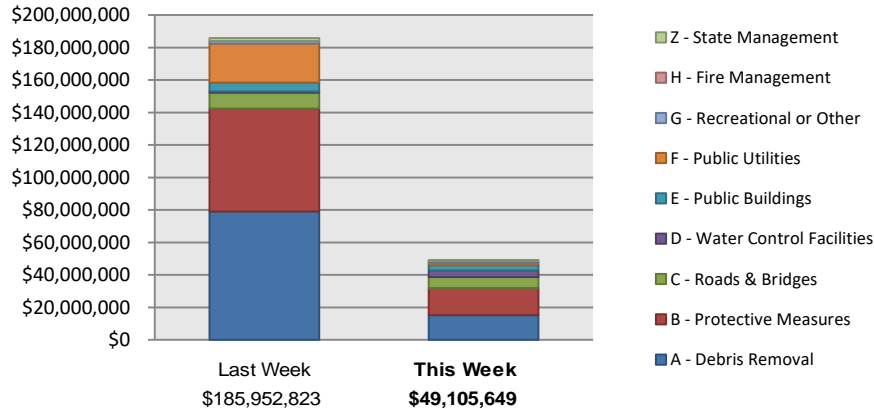
Public Assistance Grant Program



FEMA

PA Project Worksheets Obligated in past week, as of 07/09/18 at 1500 EDT									
PA Category	Emergency Work		Permanent Work						
	A - Debris Removal	B - Protective Measures	C - Roads & Bridges	D - Water Control Facilities	E - Public Buildings	F - Public Utilities	G - Recreational or Other	H - Fire Management	Z - State Management
Number Of PWs Obligated	49	130	64	13	63	28	28	0	39
Federal Share Obligated	\$15,160,636	\$16,742,339	\$6,824,810	\$3,969,926	\$3,271,584	\$1,537,361	\$1,236,036	\$0.00	\$362,952
Total	\$49,105,649								

Public Assistance Obligated per Category In the Past 2 Weeks – 06/25/2018 through 07/09/2018



This Week's PA Highlights

- **4339-PR**
 - **\$10.7 Million Debris Removal**
 - **\$11 Million Protective Measures**
- **4229-CO**
 - **\$3 Million Water Control Facilities**

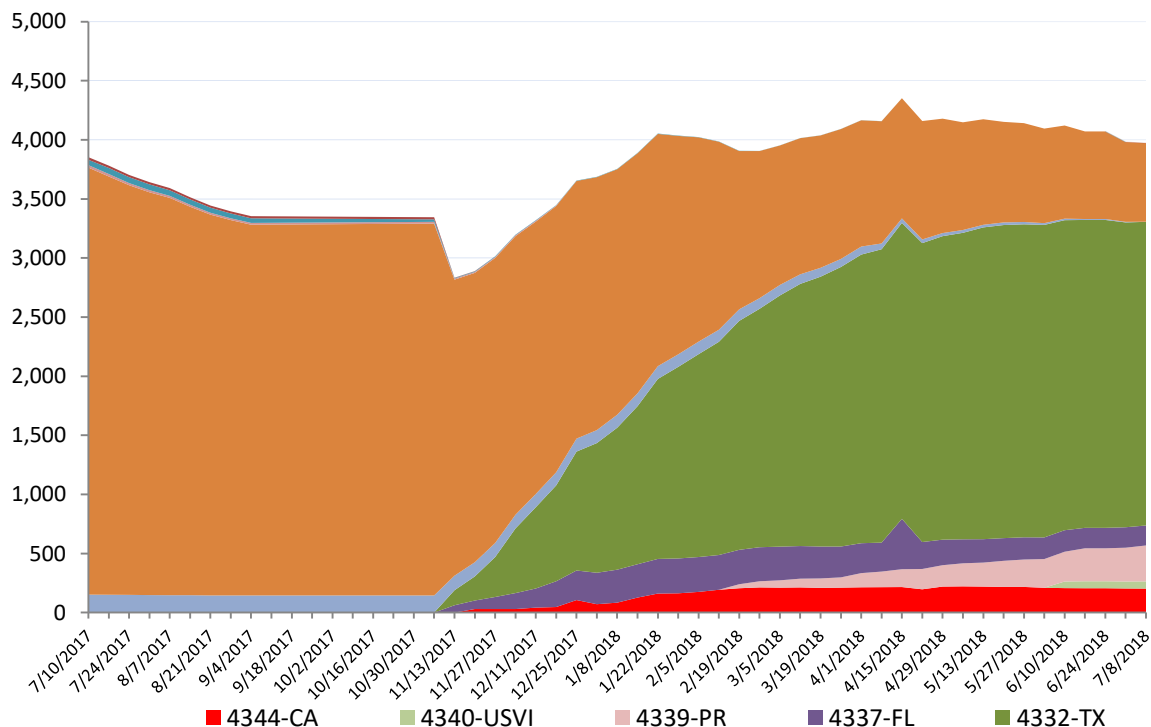
Direct Housing



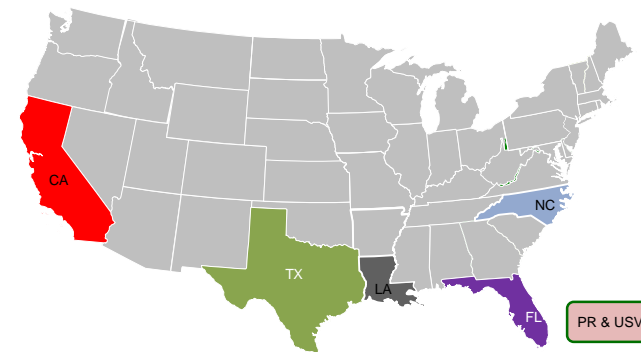
FEMA

Total Households in FEMA Direct Housing per State

Past Year per Week, 7/10/2017 – 7/08/2018, There are currently **3,918** Households Occupying **3,972** Temporary Units



DR	IA Declaration Date	Program End Date	Current # of Households in Direct Housing (Weekly Change)
4277-LA	8/14/2016	2/14/2018	665 (-10)
4285-NC	10/10/2016	4/10/2018	1 (-4)
4332-TX	8/25/2017	2/25/2018	2,569 (-10)
4337-FL	9/10/2017	3/10/2018	169 (-4)
4339-PR	9/10/2017	3/20/2019	304 (+18)
4340-USVI	9/10/2017	3/20/2019	61 (+2)
4344-CA	10/10/2017	4/10/2018	203 (-1)



States with Currently Occupied Units

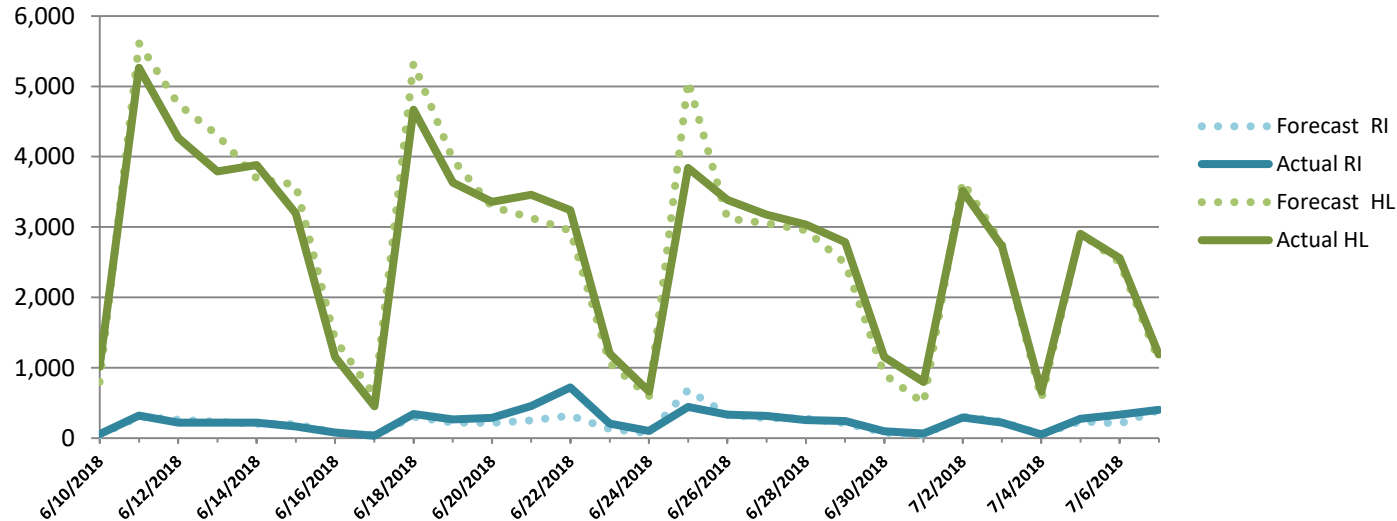
NPSC Call Activity



FEMA

NPSC Call Activity in the Past Week 7/01/2018 through 7/07/2018		
Call Type	Projected Calls	Actual Calls
Registration Intake:	1,467	1,633
Helpline:	13,963	14,347
Combined:	15,430	15,980

NPSC Call Forecasting and Actual Calls Over the Past 4 Weeks
06/10/2018 through 07/07/2018

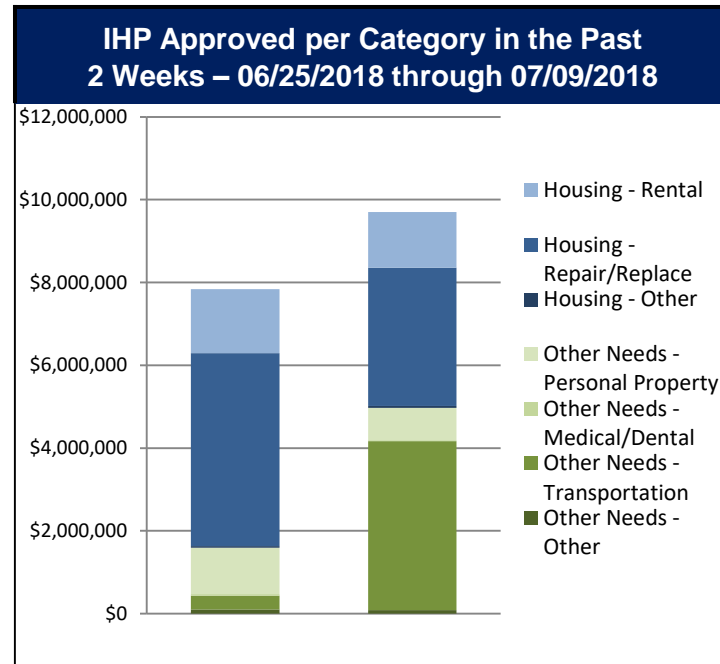


Individual Assistance Activity



FEMA

		Individuals and Households Program Activity As Of:		7/9/18	
		In Past 7 Days		Cumulative	
		Applicants Approved	Amount Approved	Applicants Approved	Amount Approved
Open Registration Period	4363-IN Declared 05-04-2018 End Of Reg Period 07-05-2018				
	Housing Assistance	54	\$140,914.95	1,000	\$3,248,487.90
	Other Needs Assistance	12	\$16,894.89	332	\$393,745.52
	Total IHP	\$157,809.84		\$3,642,233.42	
	Average IHP			\$3,246	
	Total Max Grants			1	
	4364-NC Declared 05-08-2018 End Of Reg Period 07-09-2018				
	Housing Assistance	0	\$0.00	135	\$329,567.99
	Other Needs Assistance	2	\$3,297.54	148	\$292,139.04
	Total IHP	\$3,297.54		\$621,707.03	
	Average IHP			\$2,946	
	Total Max Grants			0	
	4365-HI Declared 05-08-2018 End Of Reg Period 08-27-2018				
	Housing Assistance	96	\$622,898.10	98	\$635,665.75
	Other Needs Assistance	35	\$77,206.98	36	\$77,421.98
	Total IHP	\$700,105.08		\$713,087.73	
	Average IHP			\$6,367	
	Total Max Grants			1	
	4366-HI Declared 05-11-2018 End Of Reg Period 08-13-2018				
	Housing Assistance	119	\$703,635.07	306	\$2,352,304.50
	Other Needs Assistance	0	\$0.00	3	\$663.28
	Total IHP	\$703,635.07		\$2,352,967.78	
	Average IHP			\$7,615	
	Total Max Grants			60	
Other IHP Active	12 Declarations IHP Programmatically Open - Closed Registration *				
	Housing Assistance	826	\$3,269,320.97		
	Other Needs Assistance	3,155	\$4,870,122.60		
	Total IHP	\$8,139,443.57			
	Total IHP Approved in Past Week	\$9,704,291.10			





FEMA

**FEMA's mission is helping people
before, during, and after disasters.**