

The Disaster Center is dedicated to the idea that disaster mitigation is cost effective and individuals pursuing their own interest are the greatest potential force for disaster reduction.

Please consider making a small donation to the Disaster Center



When disaster mitigation is cost effective, we are on the road to bringing disasters to an end.



FEMA

Daily Operations Briefing

Tuesday, August 1, 2017

8:30 a.m. EDT

Significant Activity – July 31-August 1



FEMA

Significant Events: None

Tropical Activity:

- Atlantic – Tropical Depression Emily
- Eastern Pacific – Tropical Storm Irwin; Disturbance 1 – Low (20%)
- Central Pacific – No tropical cyclones expected next 48 hours
- Western Pacific – No activity affecting U.S. interests

Significant Weather:

- Flash flooding possible – Southwest to Southern Plains
- Space weather:
 - Past 24 hours: None observed
 - Next 24 hours: None predicted

Earthquake Activity: No significant activity

Declaration Activity: Major Disaster Declaration request - NH

Tropical Outlook – Atlantic



FEMA

Tropical Depression Emily (Advisory #6 as of 5:00 a.m. EDT)

- Located 50 miles NNE of Vero Beach, FL
- Moving ENE at 12 mph; maximum sustained winds 30 mph
- Forecast to lose its tropical characteristics in a day or two
- Expected to produce additional rainfall of 1 to 2 inches with isolated amounts up to 4 inches across central and southern FL

Impacts

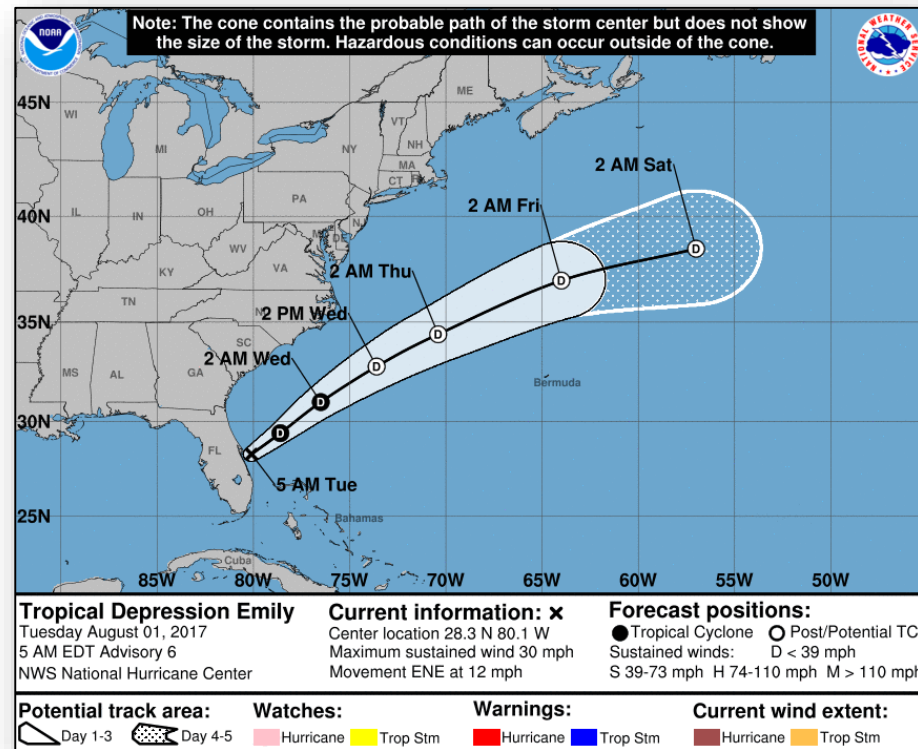
- Minimal power outages*
- No widespread significant impacts; no evacuations
- 1 shelter open with 5 occupants (ARC Shelter Count as of 7:30 am EDT)

State/Local Response

- FL EOC at Normal Operations
- Governor declared State of Emergency for 31 counties

Federal Response

- FEMA Region IV RWC at Steady State
- No requests for FEMA assistance



*As of 7:30 am EDT. Customer outage data is provided by the Department of Energy's EAGLE-I system. Comprehensive National coverage of all electrical service providers is not available.

Tropical Outlook – Eastern Pacific



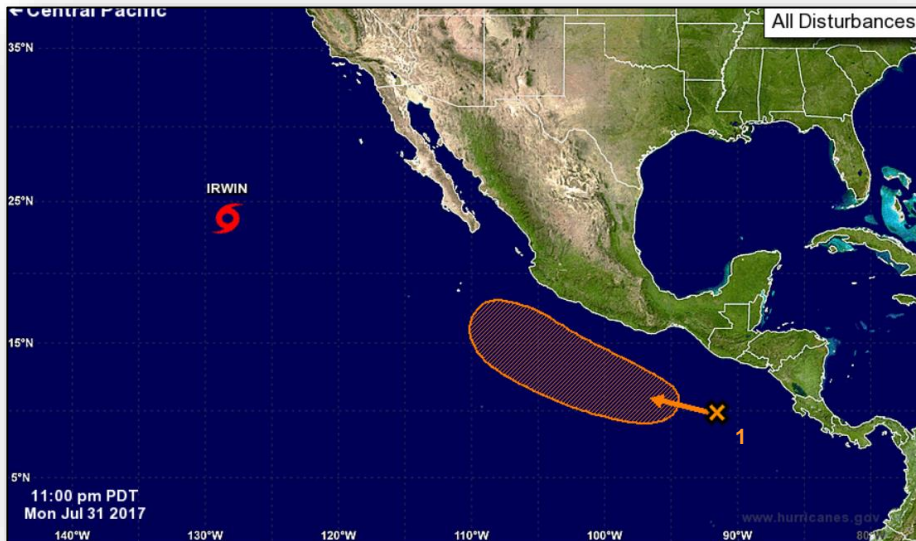
FEMA

Tropical Storm Irwin (Advisory #40 as of 5:00 a.m. EDT)

- Located 1,200 miles west of southern tip of Baja California, Mexico
- Moving NNW at 13 mph; maximum sustained winds 45 mph
- Expected to become a remnant low later today or tonight

Disturbance 1 (as of 2:00 a.m. EDT)

- Located several hundred miles SSE of Gulf of Tehuantepec, Mexico; moving WNW at 10-15 mph
- Formation chance through 48 hours: Low (20%)
- Formation chance through 5 days: Medium (40%)

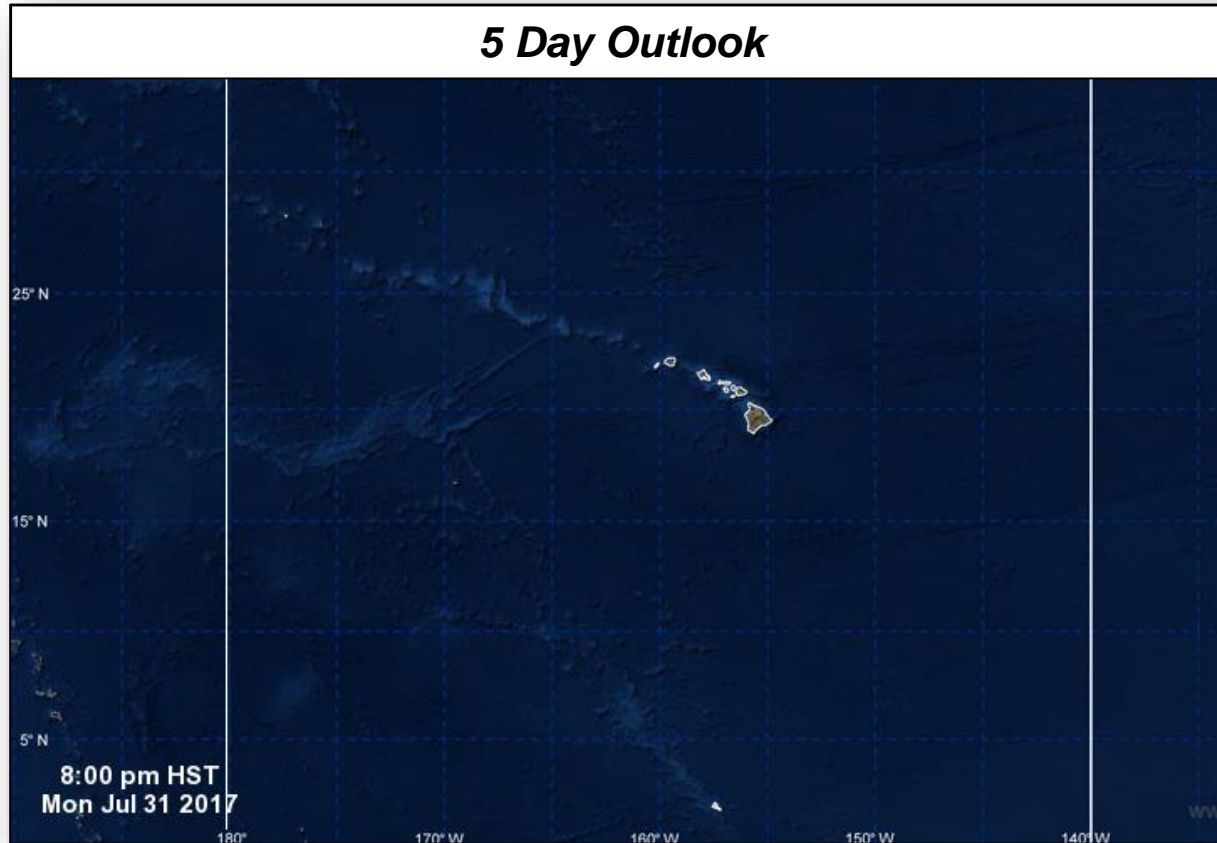


Current advisories and forecasts indicate no threats the U.S.

Tropical Outlook – Central Pacific



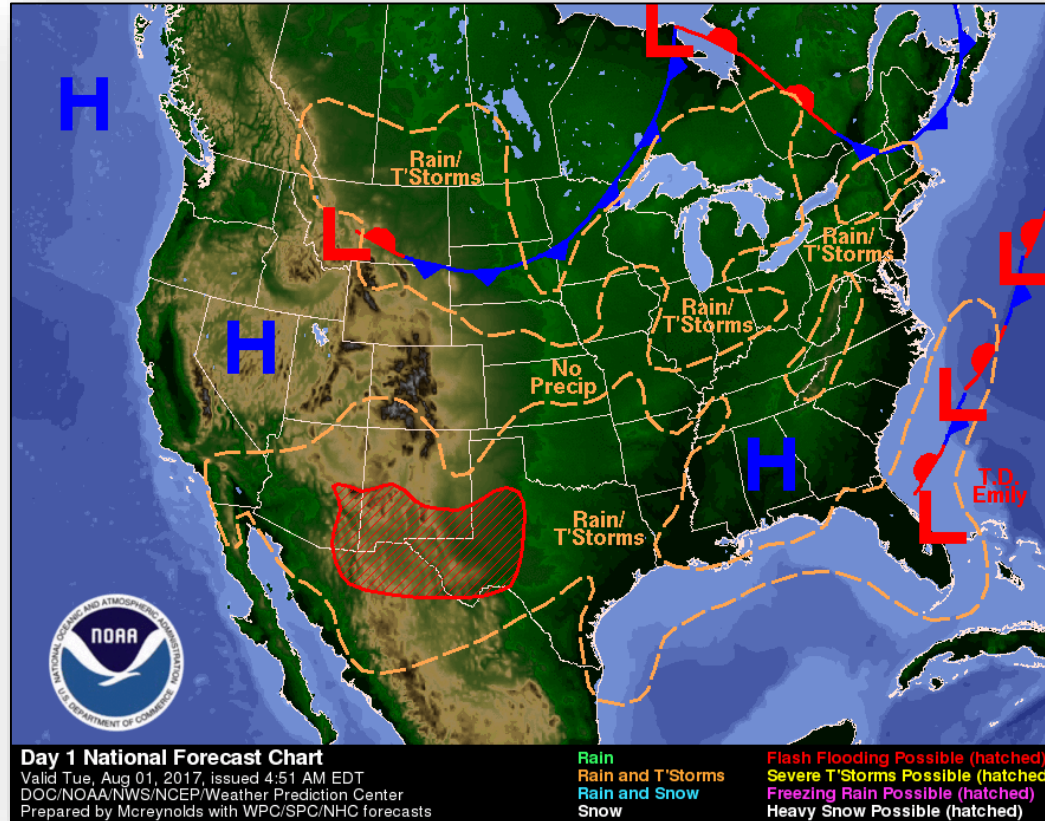
FEMA



National Weather Forecast



FEMA

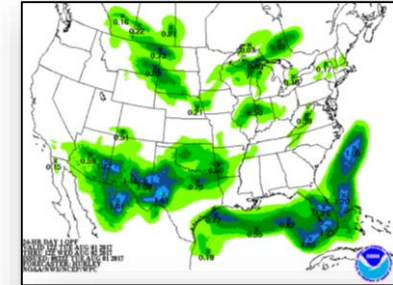
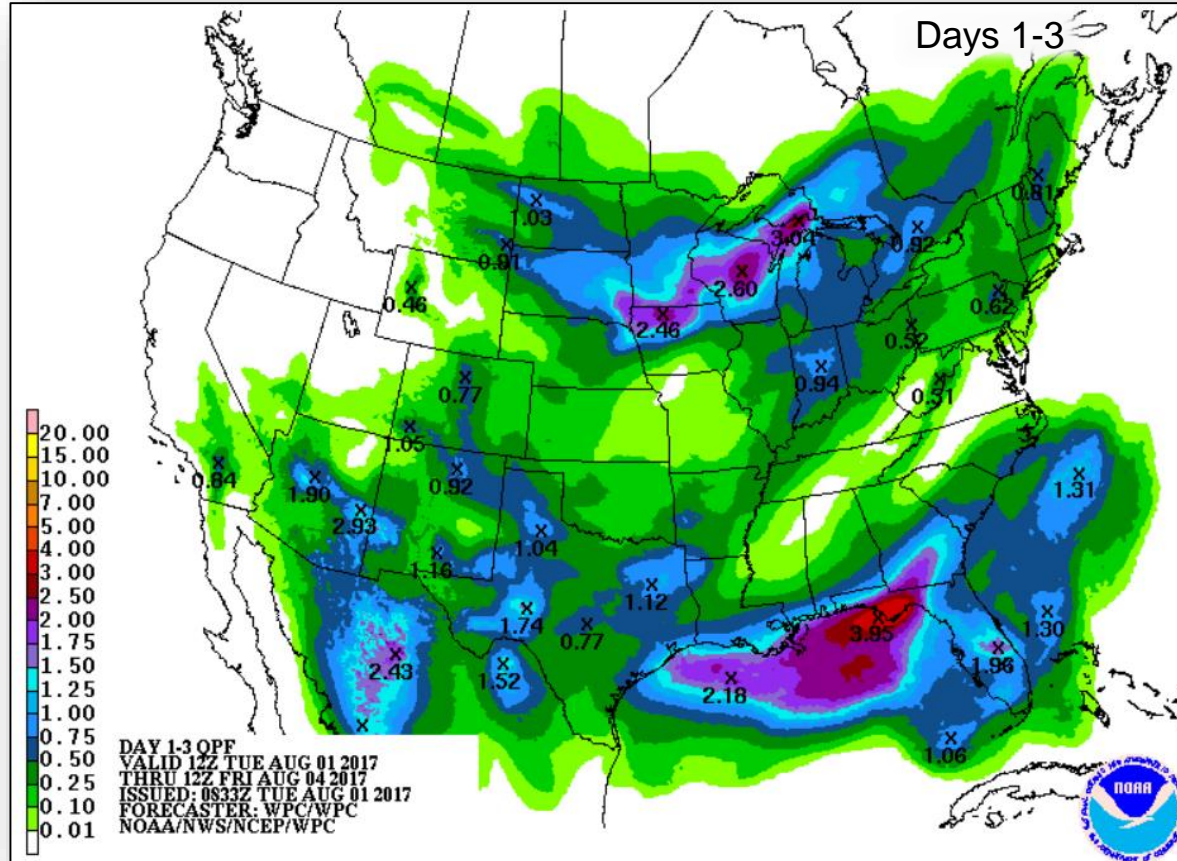


Today

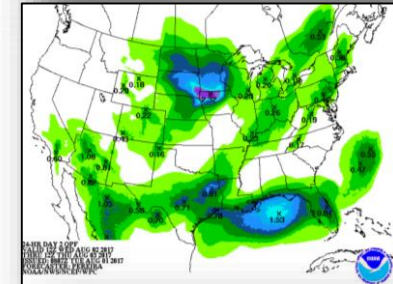
Precipitation Forecast



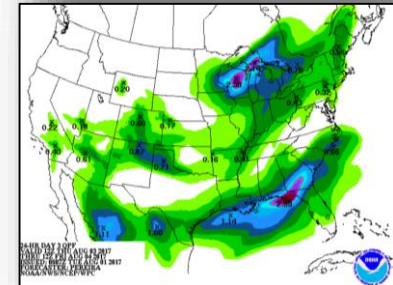
FEMA



Day 1



Day 2

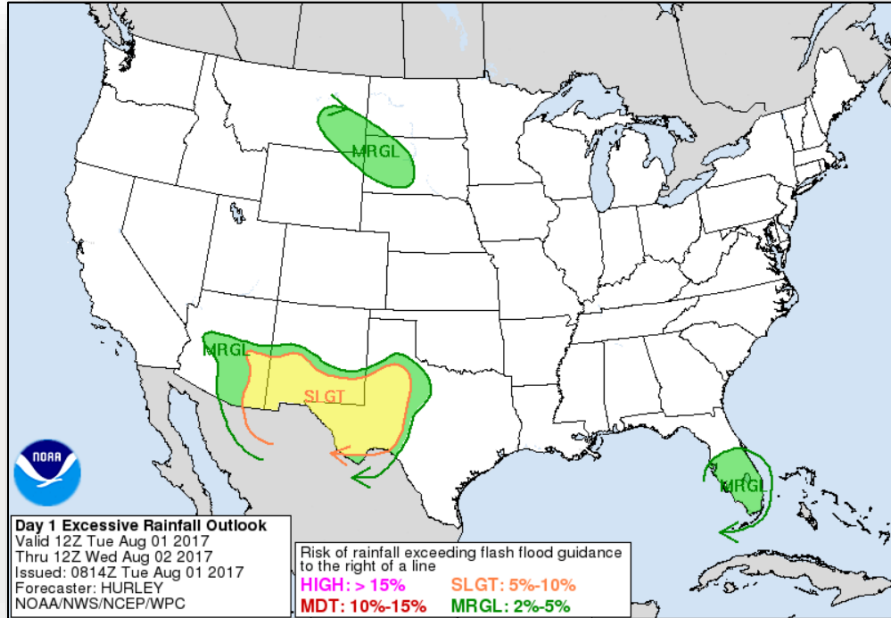


Day 3

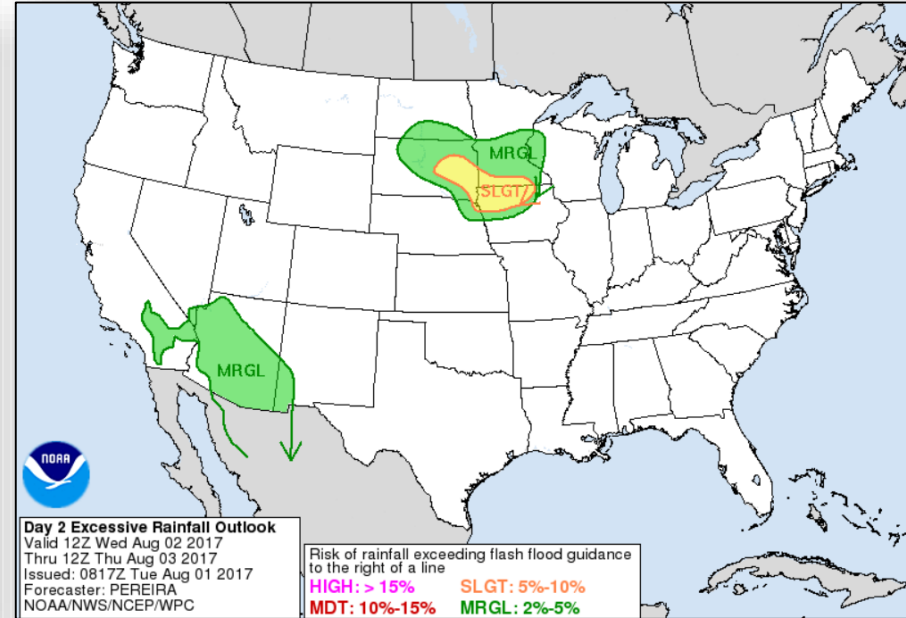
Flash Flood Risk



FEMA



Today

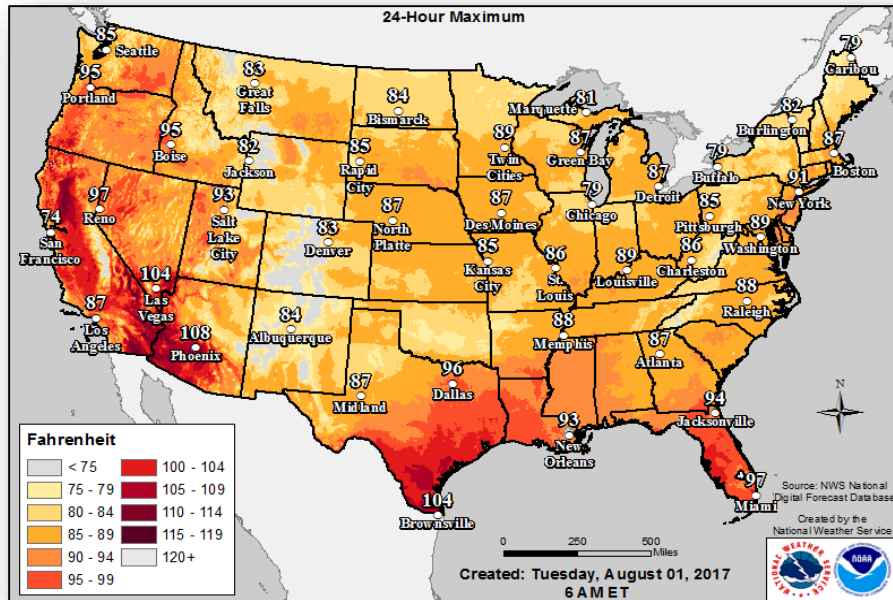


Tomorrow

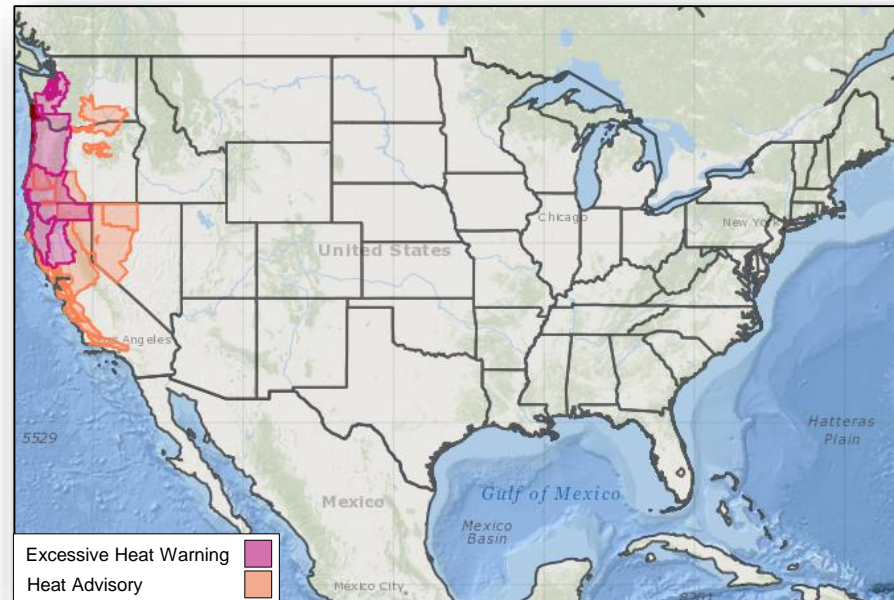
Excessive Heat



FEMA



National Heat Index

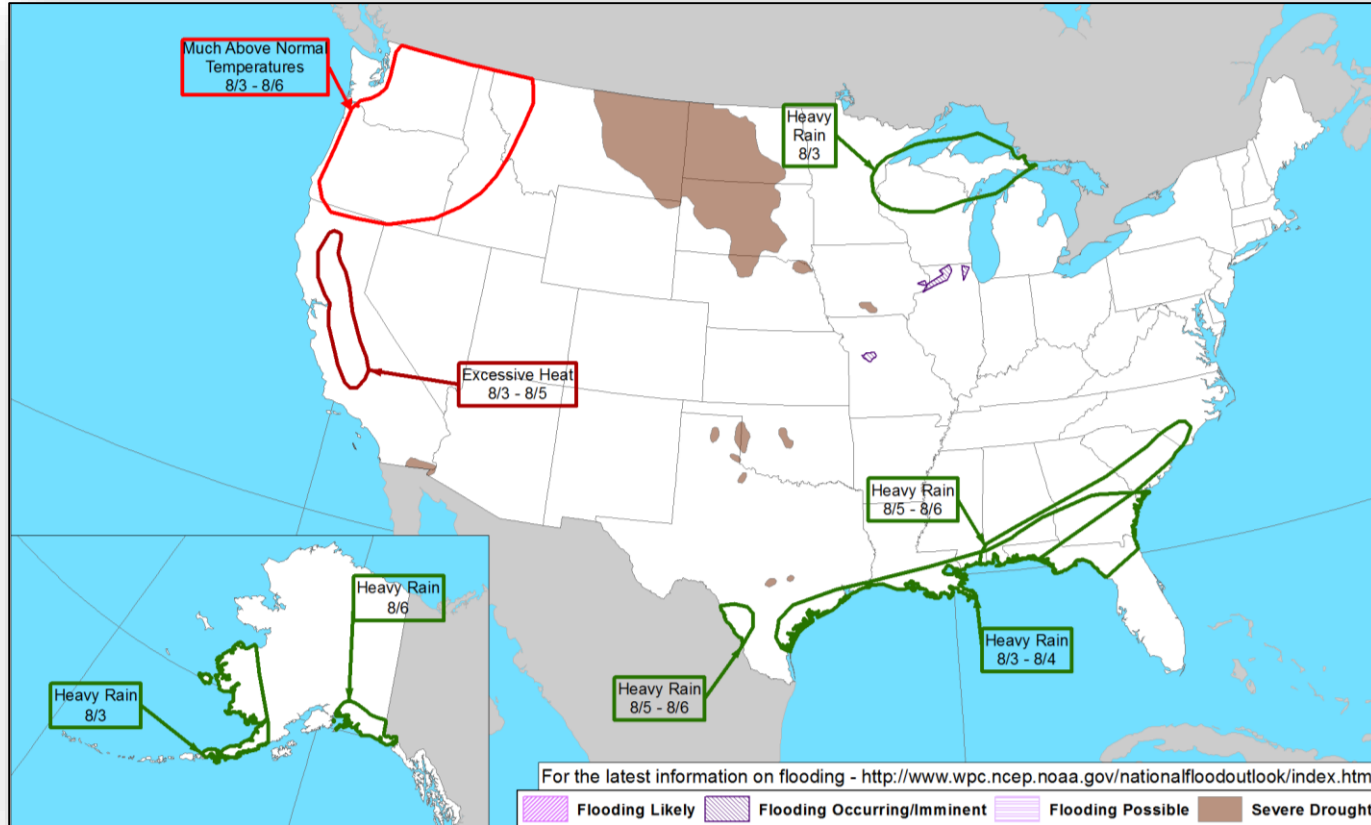


Watches, Warnings, and Advisories

Hazards Outlook – Aug 3-7



FEMA

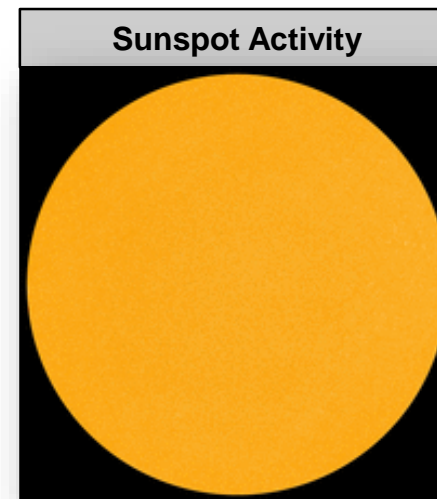



Space Weather



FEMA

	Space Weather Activity	Geomagnetic Storms	Solar Radiation	Radio Blackouts
Past 24 Hours	None	None	None	None
Next 24 Hours	None	None	None	None
For further information on NOAA Space Weather Scales refer to http://www.swpc.noaa.gov/noaa-scales-explanation				



Joint Preliminary Damage Assessments



FEMA

Region	State / Location	Event	IA/PA	Number of Counties		Start – End
				Requested	Completed	
II	NY	Lake Ontario Flooding May 2, 2017- continuing	IA	0	0	N/A
			PA	8	0	Jul 31 – TBD
III	WV	Severe Weather and Flooding July 28-29, 2017	IA	4	0	Aug 2 – TBD
			PA	4	0	Aug 2 – TBD
V	WI	Severe Storms and Flooding July 12, 2017	IA	3	0	Aug 1 – TBD
			PA	3	0	Aug 1 – TBD
VII	IA	Severe Storms, Tornadoes and Flooding July 19-23, 2017	IA	0	0	N/A
			PA	8	0	Aug 2 – TBD

Declaration Request



FEMA

New Hampshire

- Governor requested a Major Disaster Declaration on July 27, 2017
- For severe storms and flooding that occurred July 1-2, 2017
- Requesting:
 - Public Assistance for 1 county
 - Hazard Mitigation statewide



Disaster Requests & Declarations



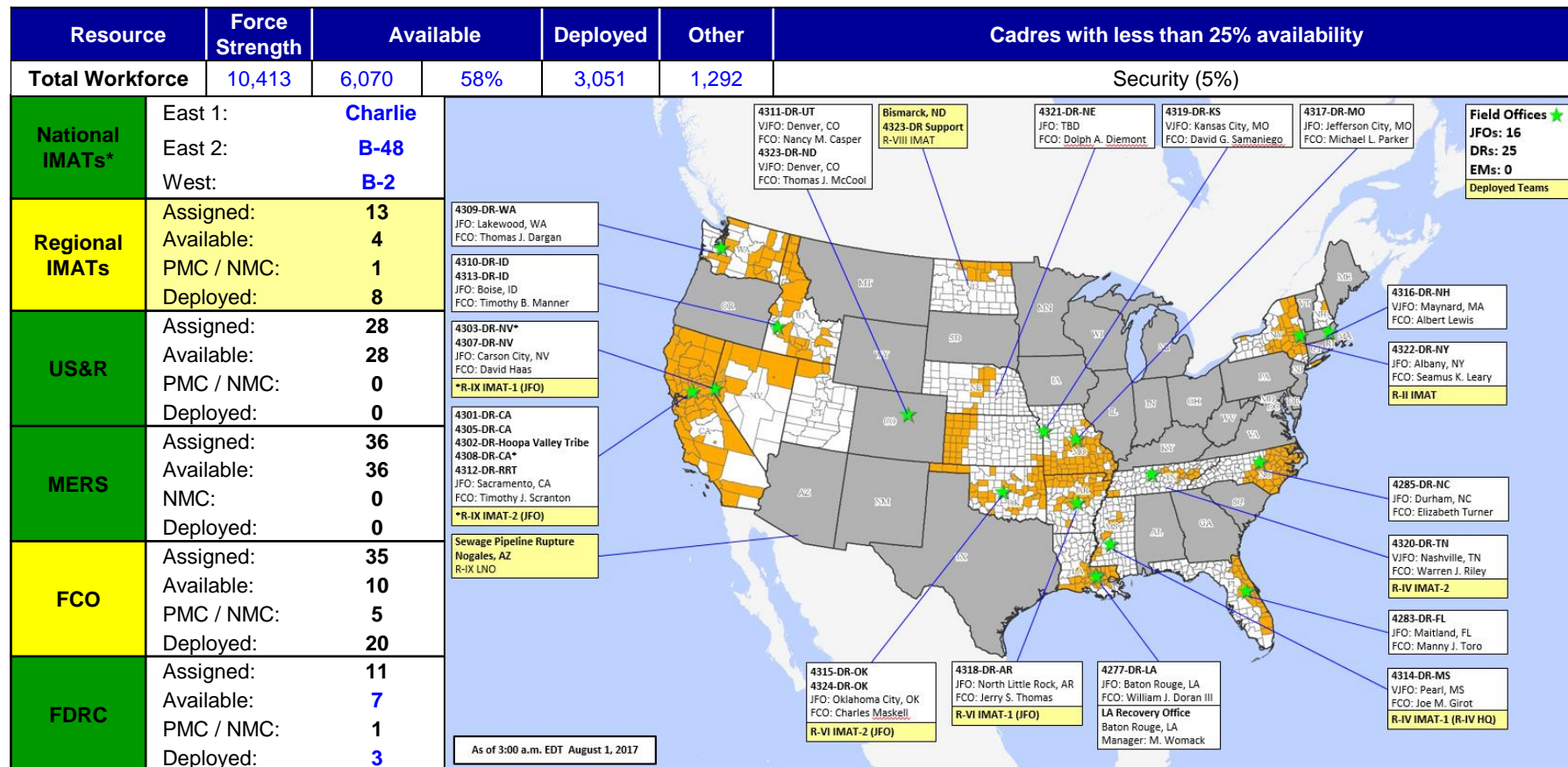
FEMA

Declaration Requests in Process		Requests APPROVED (since last report)	Requests DENIED (since last report)
9	Date Requested	0	0
OR – DR (Appeal) Severe Winter Storm	June 9, 2017		
NY – DR (Expedited) DR Flooding	July 6, 2017		
WY – DR Flooding	July 10, 2017		
NE – DR Severe Storms, Tornadoes, and Straight-line Winds	July 13, 2017		
ID – DR Flooding, Landslides, and Mudslides	July 19, 2017		
ID – DR Flooding	July 20, 2017		
MI – DR Severe Storms and Flooding	July 21, 2017		
VT – DR Severe Storms and Flooding	July 27, 2017		
NH – DR Severe Storms and Flooding	July 27, 2017		

Readiness – Deployable Teams and Assets



FEMA



*B-2 Status: Assemble ≤ 2-hrs, On Site ≤ 18-hrs; B-48 Status: Assemble and deploy ≤ 48hrs; Charlie Status: No team assemble time requirement

FEMA Readiness – Activation Teams



FEMA

Resource	Status	Total	Status	Activated Team	Activation Level	Activation Times	Reason/Comments
NWC		5	Not Activated				
NRCC		2	Not Activated				NRCS Blue Team – August Primary
HLT		1	Activated				Hurricane Season
RWCs/MOCs		10	Not Activated				
RRCCs		10	Not Activated				

Back-up Regions (July 31-August 7): V, I, and III

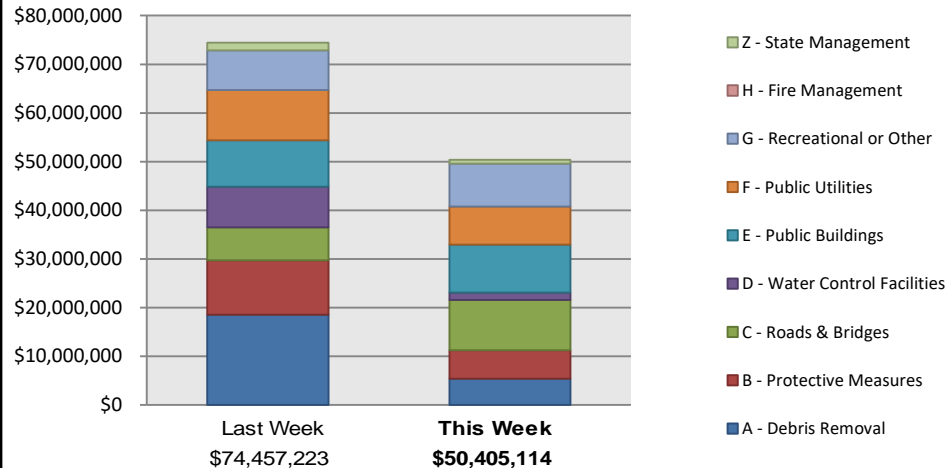
Public Assistance Grant Program



FEMA

PA Project Worksheets Obligated in past week, as of 07/31/17 at 1500 EDT										
PA Category	Emergency Work		Permanent Work							Total
	A - Debris Removal	B - Protective Measures	C - Roads & Bridges	D - Water Control Facilities	E - Public Buildings	F - Public Utilities	G - Recreational or Other	H - Fire Management	Z - State Management	
Number Of PWS Obligated	53	68	49	6	76	33	25	0	3	313
Federal Share Obligated	\$5,392,180	\$5,882,305	\$10,309,532	\$1,503,419	\$9,873,875	\$7,791,032	\$8,802,107	\$0	\$850,663	\$50,405,114

Public Assistance Obligated per Category In the Past 2 Weeks – 07/17/2017 through 07/31/2017



PA Highlights

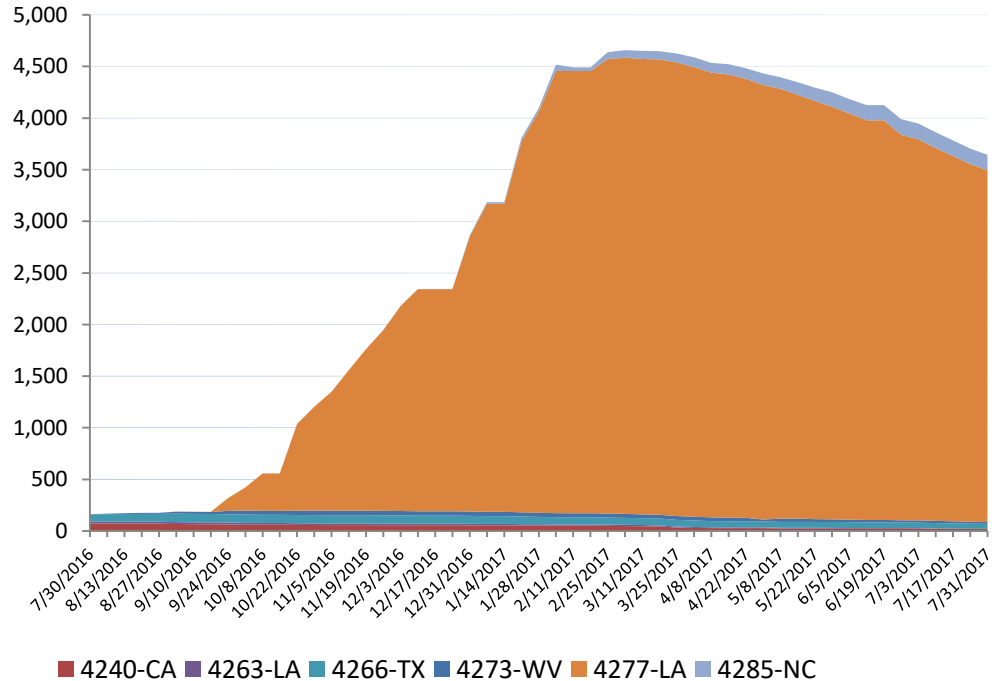
- DR 4286-SC – Approximately \$11 million was obligated for Category A – Debris Removal.

Direct Housing

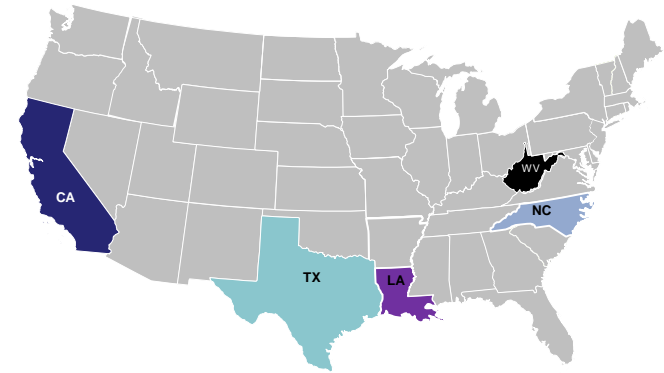


FEMA

Total Households in FEMA Direct Housing per State
Past Year per Week, 07/30/2016 – 07/31/2017, There are currently **3,644** Households
Occupying **3,644** Temporary Units



DR	IA Declaration Date	Program End Date	Current # of Households in Direct Housing (Weekly Change)
4240-CA	9/22/2015	3/22/2017	19(0)
4263-LA	3/13/2016	9/13/2017	2 (0)
4266-TX	3/19/2016	9/19/2017	49 (-1)
4273-WV	6/25/2016	12/26/2017	18 (0)
4277-LA	8/14/2016	2/14/2018	3408 (-58)
4285-NC	10/10/2016	4/10/2018	148 (-2)



States with Currently Occupied Units

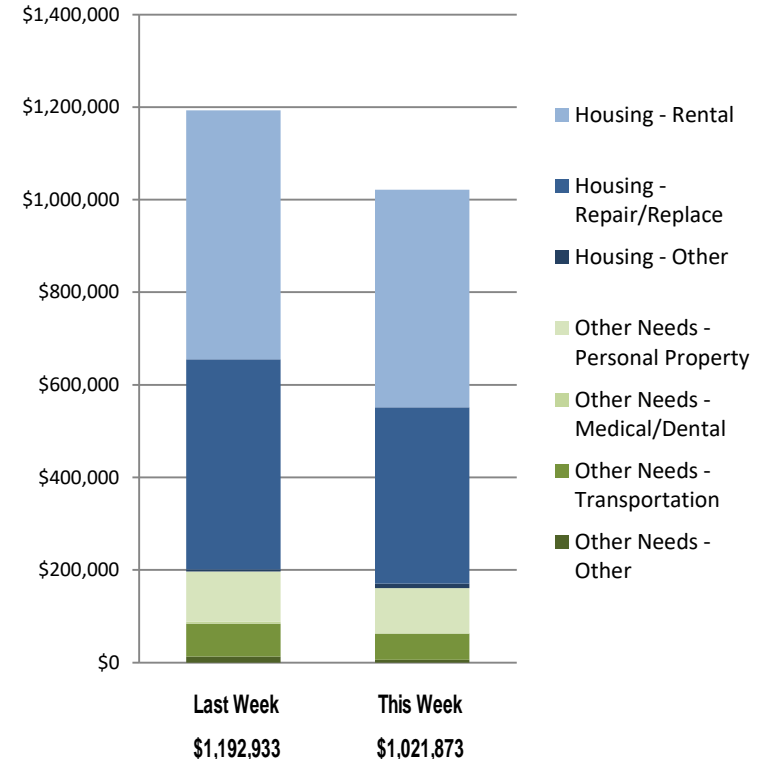
Individual Assistance Activity



FEMA

	Individuals and Households Program Activity As Of: 7/31/17			
	In Past 7 Days		Cumulative	
Open Registration Period	Applicants Approved	Amount Approved	Applicants Approved	Amount Approved
	4317-MO Declared 06-02-2017 End Of Reg Period 08-14-2017			
	Housing Assistance	75	\$257,622.13	1,709 \$9,541,569.35
	Other Needs Assistance	27	\$94,759.31	635 \$2,020,808.05
	Total IHP	\$352,381.44		\$11,562,377.40
	Average IHP			\$6,263
	Total Max Grants			69
	4318-AR Declared 06-15-2017 End Of Reg Period 08-14-2017			
	Housing Assistance	45	\$105,441.85	747 \$2,910,355.54
	Other Needs Assistance	17	\$24,983.48	353 \$737,187.96
	Total IHP	\$130,425.33		\$3,647,543.50
	Average IHP			\$4,327
	Total Max Grants			1
Other IHP Active	15 Declarations IHP Programmatically Open - Closed Registration *			
	Housing Assistance	165	\$497,718.85	
	Other Needs Assistance	33	\$41,347.85	
	Total IHP	\$539,066.70		
	Total IHP Approved in Past Week	\$1,021,873.47		

IHP Approved per Category in the Past 2 Weeks – 07/17/2017 through 07/31/2017





FEMA

FEMA's mission is to support our citizens and first responders to ensure that as a nation we work together to build, sustain, and improve our capability to prepare for, protect against, respond to, recover from, and mitigate all hazards.