

The Disaster Center is dedicated to the idea that disaster mitigation is cost effective and individuals pursuing their own interest are the greatest potential force for disaster reduction.

Please consider making a small donation to the Disaster Center



When disaster mitigation is cost effective, we are on the road to bringing disasters to an end.



FEMA

Daily Operations Briefing

Tuesday, August 8, 2017

8:30 a.m. EDT

Significant Activity – August 7-8



Significant Events: No significant activity

Tropical Activity:

- Atlantic – Tropical Storm Franklin; Disturbance 1 – Low (30%)
- Eastern Pacific – Disturbance 1 – Low (20%)
- Central Pacific – No tropical cyclones expected next 48 hours
- Western Pacific – No activity affecting U.S. interests

Significant Weather:

- Flash flooding possible – Central/Southern High Plains, southeast TX to Lower Mississippi Valley; coastal Carolinas
- Red Flag Warnings – OR & CA
- Isolated dry thunderstorms – WA, OR, CA, NV, ID, UT & MT
- Space weather:
 - Past 24 hours: None observed
 - Next 24 hours: None predicted

Earthquake Activity: No significant activity

Declaration Activity: None

Tropical Outlook – Atlantic

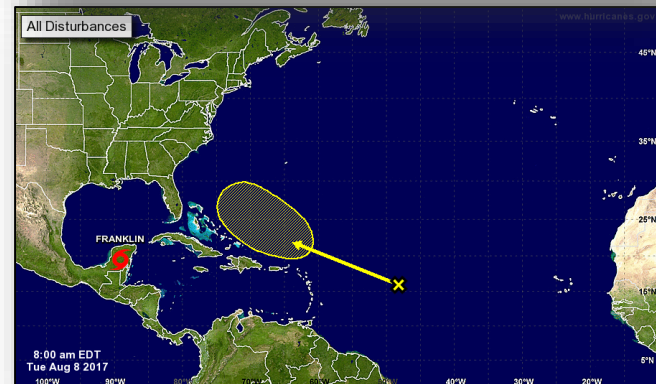
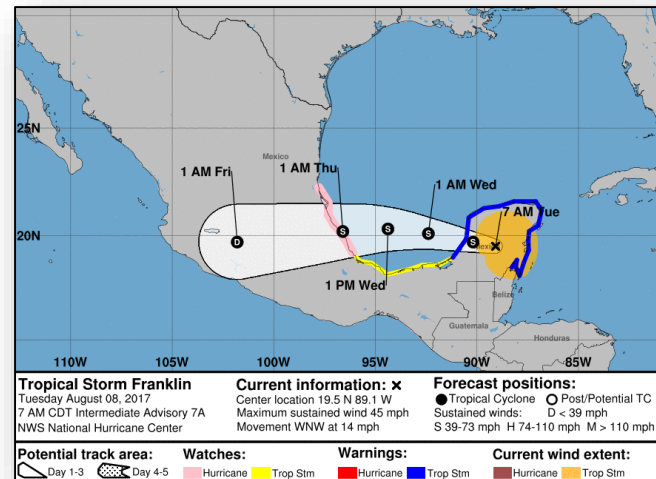


Tropical Storm Franklin (Advisory #7a as of 7:00 a.m. EDT)

- Located 85 miles NW of Chetumal, Mexico
- Moving WNW at 14 mph; maximum sustained winds 45 mph
- Weakening expected; re-strengthening forecast tonight as it moves over Bay of Campeche
- Tropical storm force winds extend 140 miles
- Hurricane Watch and Tropical Storm Watches/Warnings in effect for coast of Mexico

Disturbance 1 (as of 8:00 a.m. EDT)

- Located 800 miles E of Lesser Antilles
- Moving WNW at 15 mph
- Some development is possible this weekend
- Formation chance through 48 hours: Low (near 0%)
- Formation chance through 5 days: Low (30%)




Tropical Outlook – Eastern Pacific



Disturbance 1 (as of 8:00 a.m. EDT)

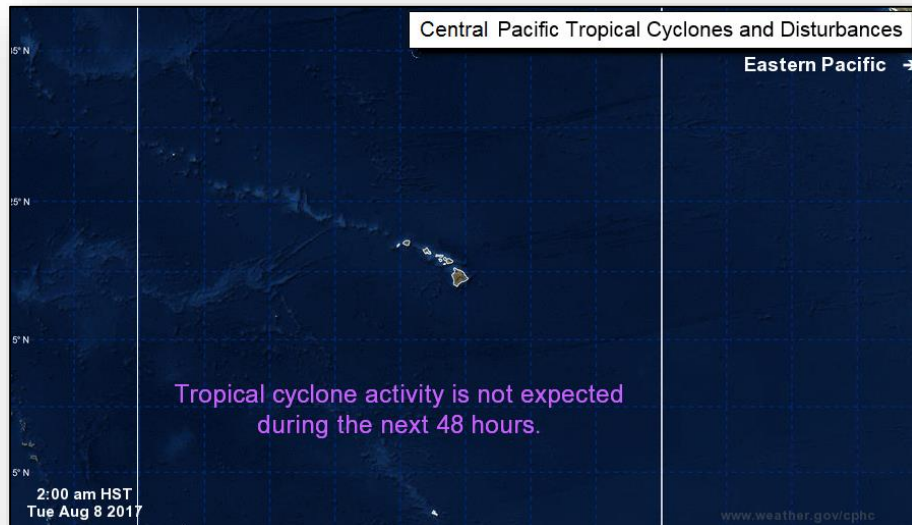
- Area of low pressure may form a couple of hundred miles S of southern tip of Baja California peninsula late this week in association with remnants of Tropical Storm Franklin after it moves across southern Mexico
- Moving WNW or NW at 10 mph
- Conditions may be conducive for some re-development
- Formation chance through 48 hours: Low (near 0%)
- Formation chance through 5 days: Low (20%)



Tropical Outlook – Central Pacific



FEMA



48 Hour Outlook

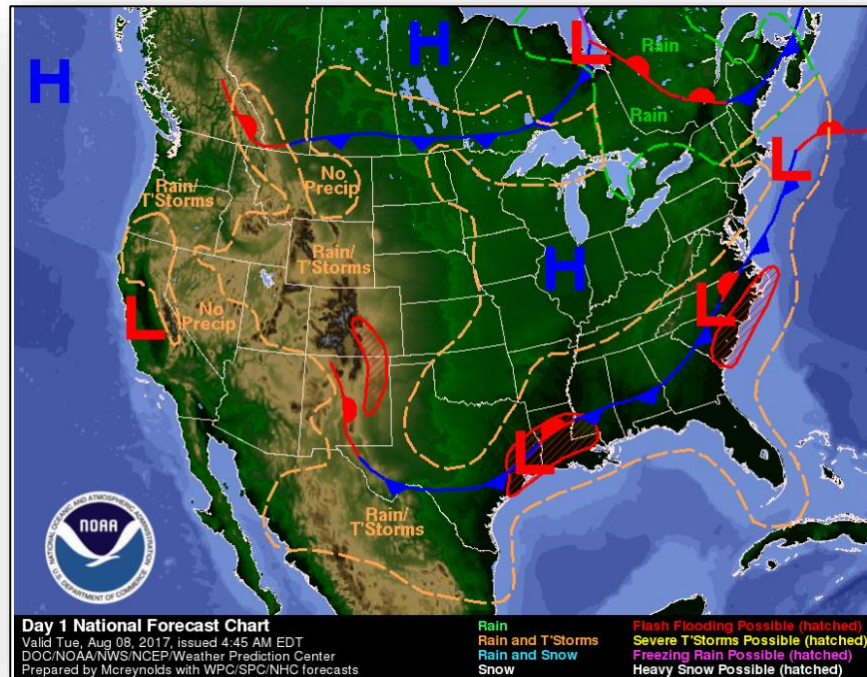


5 Day Outlook

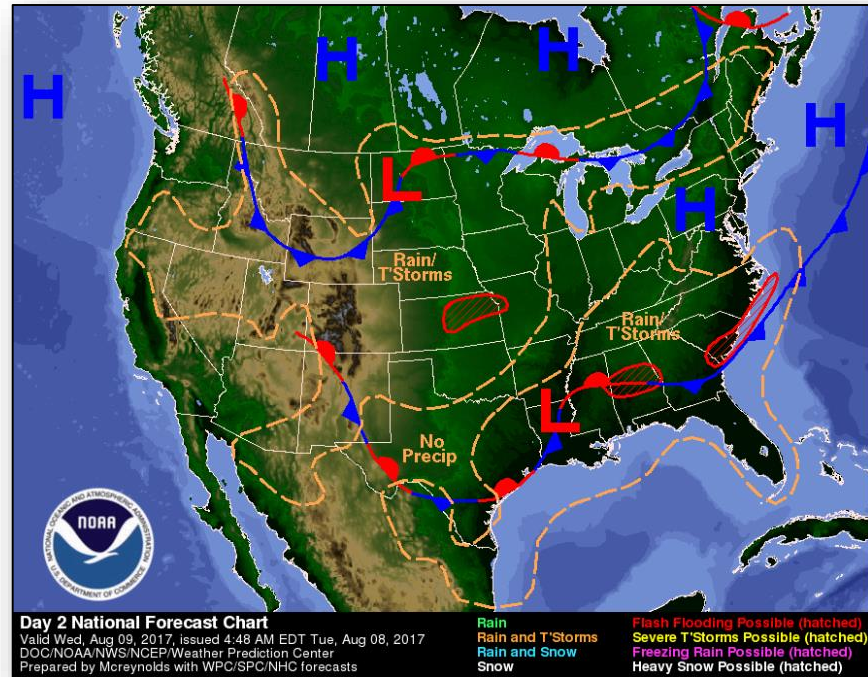
National Weather Forecast



FEMA



Today

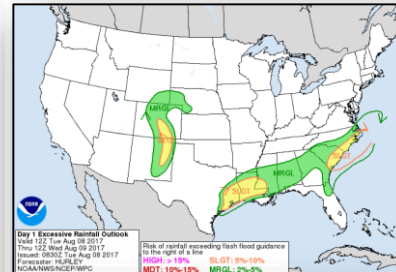
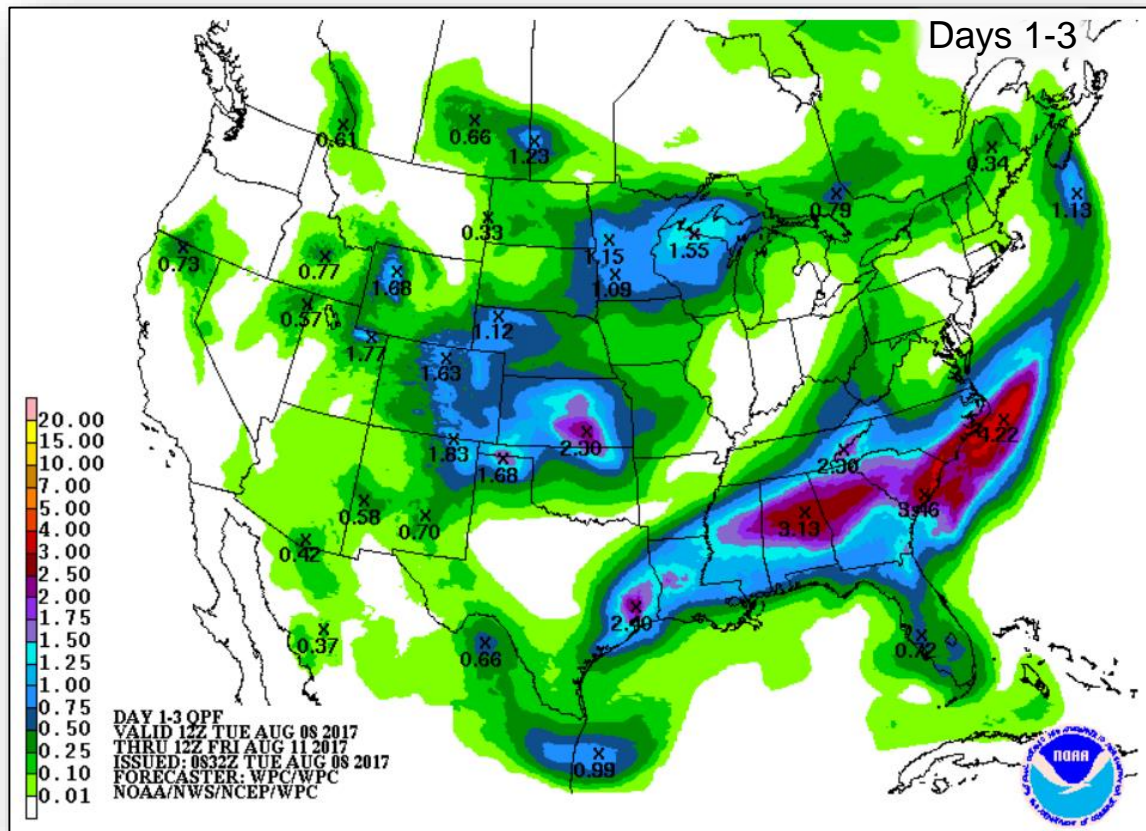


Tomorrow

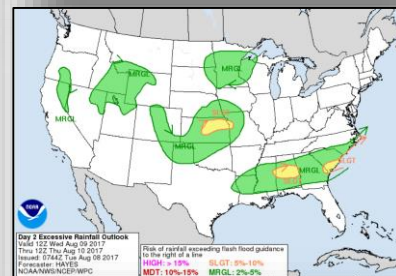
Precipitation Forecast



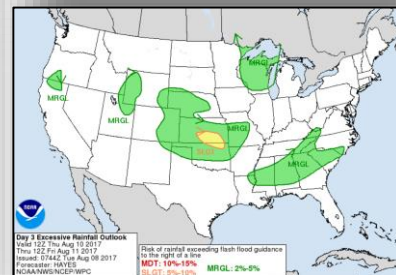
FEMA



Day 1



Day 2

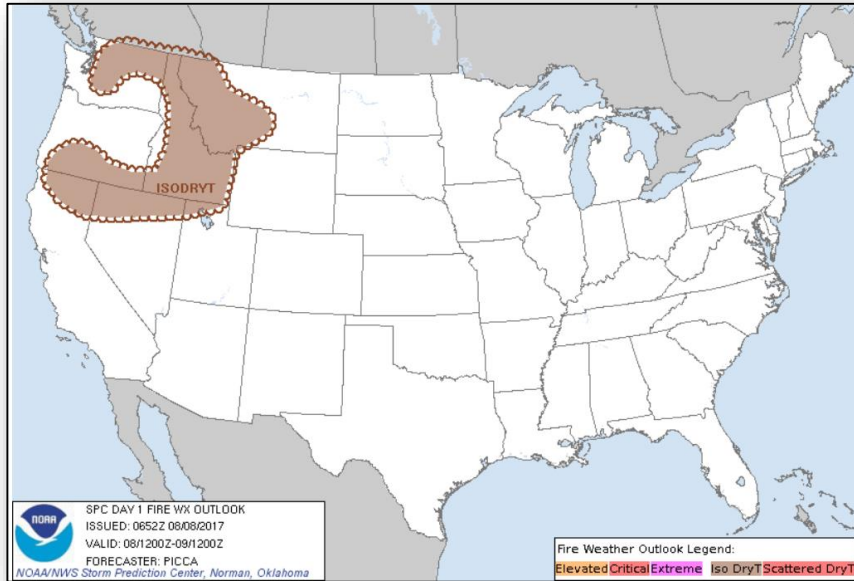


Day 3

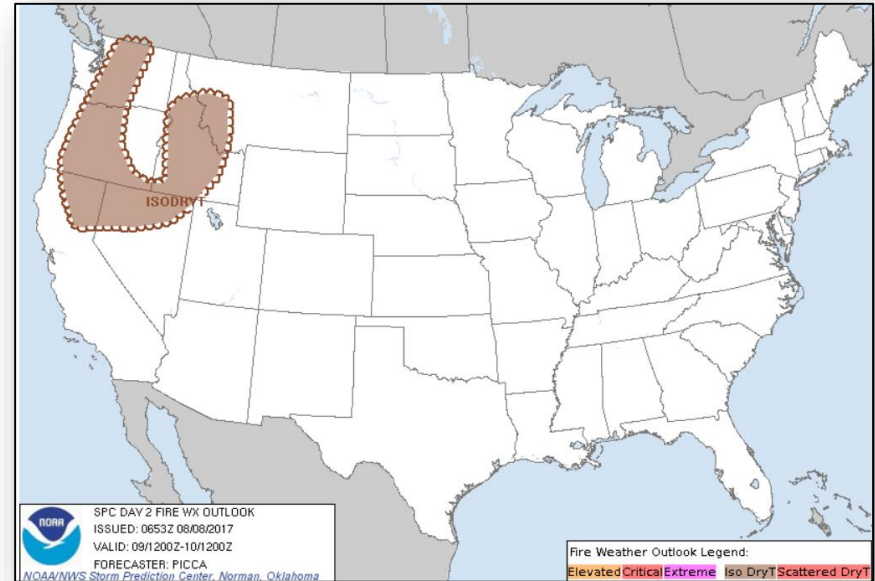
Fire Weather Outlook



FEMA



Today

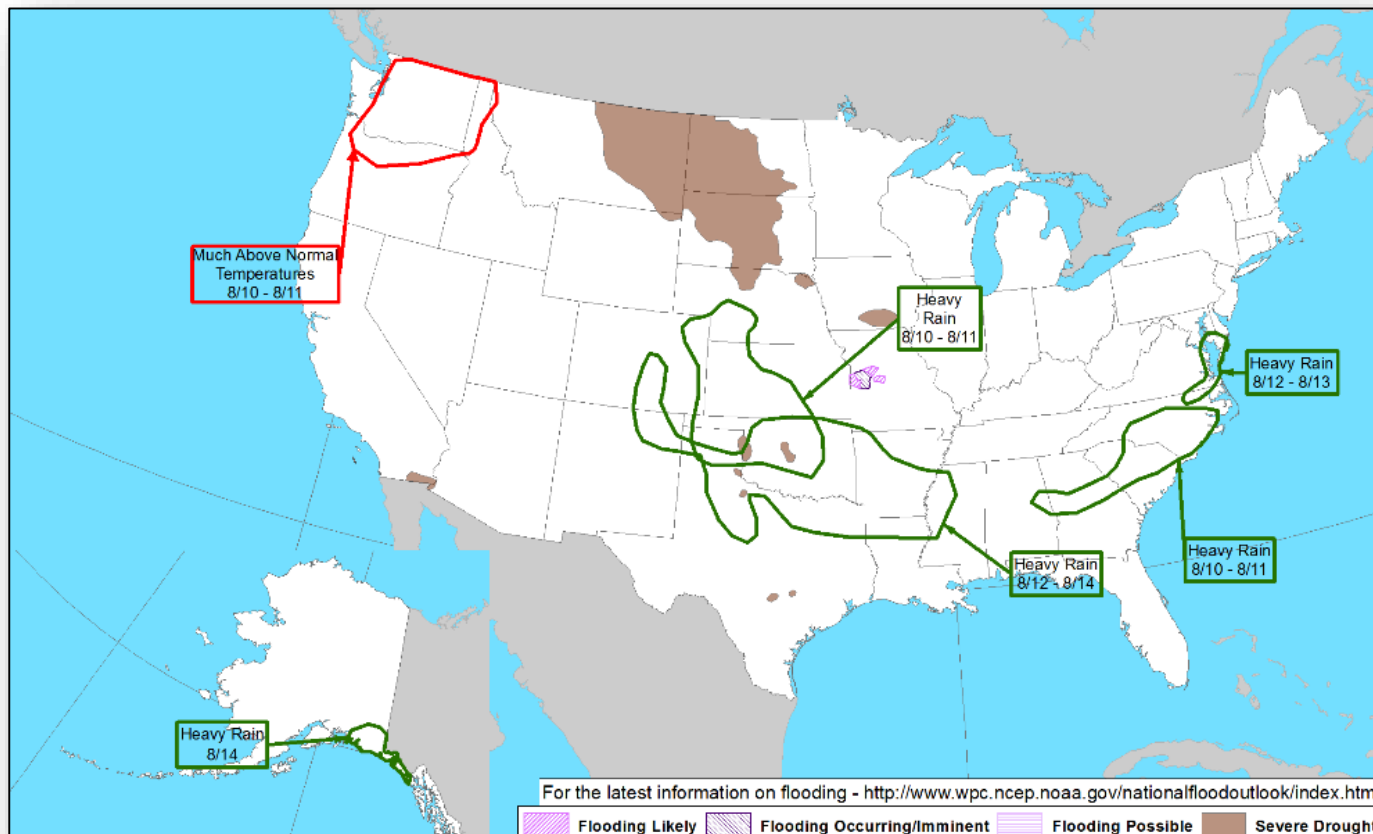


Tomorrow

Hazards Outlook – Aug 10-14



FEMA



Joint Preliminary Damage Assessments



FEMA

Region	State / Location	Event	IA/PA	Number of Counties		Start – End
				Requested	Completed	
II	NY	Severe Storms June 30, 2017 and continuing	IA	0	0	N/A
			PA	16	0	Aug 8 – TBD
III	WV	Severe Weather and Flooding July 28-29, 2017	IA	5	5	Aug 2 – Aug 3
			PA	11	3	Aug 2 – TBD
VII	IA	Severe Storms, Tornadoes and Flooding July 19-23, 2017	IA	0	0	N/A
			PA	8	0	Aug 2 – TBD

Disaster Requests & Declarations



FEMA

Declaration Requests in Process		Requests APPROVED (since last report)	Requests DENIED (since last report)
6	Date Requested	0	0
OR – DR (Appeal) Severe Winter Storm	June 9, 2017		
NY – DR (Expedited) DR Flooding	July 6, 2017		
ID – DR Flooding, Landslides, and Mudslides	July 19, 2017		
ID – DR Flooding	July 20, 2017		
VT – DR Severe Storms and Flooding	July 27, 2017		
NH – DR Severe Storms and Flooding	July 27, 2017		

MERS Availability Summary



FEMA

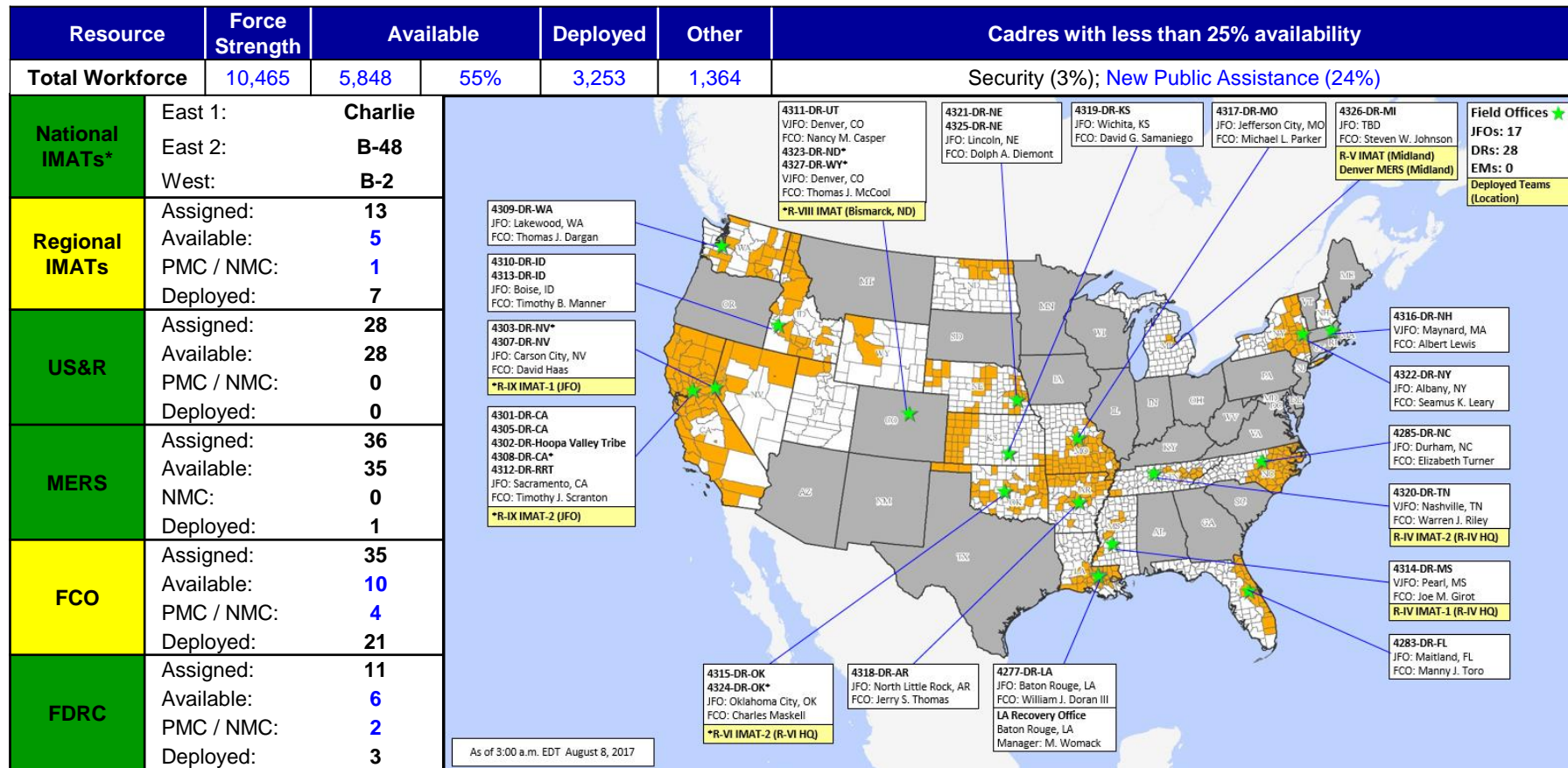
MERS Operations Center	Personnel Availability	Pacing Item Availability	Teams Deployed
Bothell, WA	100%	100%	0
Denton, TX	98%	75%	0
Denver, CO	83%	92%	1
Frederick, MD	97%	100%	0
Maynard, MA	100%	80%	0
Thomasville, GA	100%	100%	0
Overall MERS Availability	96%	91%	97%

Legend:	> 66%
	66% - 33%
	< 33%
As of:	August 8, 2017

Readiness – Deployable Teams and Assets



FEMA



*B-2 Status: Assemble ≤ 2-hrs, On Site ≤ 18-hrs; B-48 Status: Assemble and deploy ≤ 48hrs; Charlie Status: No team assemble time requirement

FEMA Readiness – Activation Teams



Resource	Status	Total	Status	Activated Team	Activation Level	Activation Times	Reason/Comments
NWC		5	Not Activated				
NRCC		2	Not Activated				NRCS Blue Team – August Primary
HLT		1	Activated				Hurricane Season
RWCs/MOCs		10	Not Activated				
RRCCs		10	Not Activated				

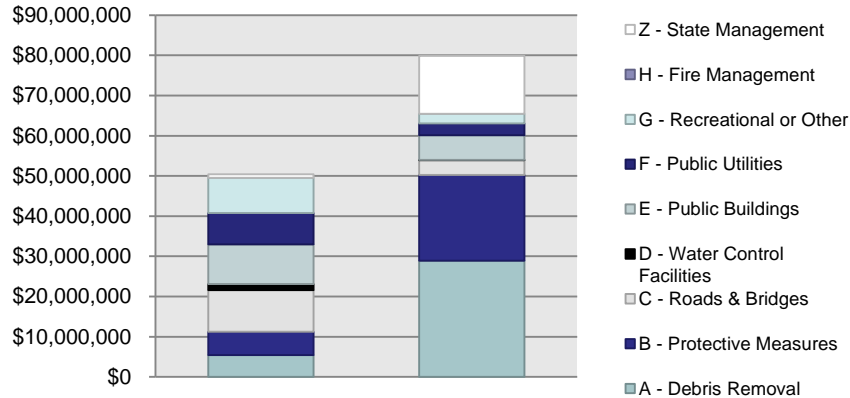
Back-up Regions (August 7–13): I, III and II

Public Assistance Grant Program



PA Project Worksheets Obligated in past week, as of 08/07/17 at 1500 EDT										
PA Category	Emergency Work		Permanent Work							Total
	A - Debris Removal	B - Protective Measures	C - Roads & Bridges	D - Water Control Facilities	E - Public Buildings	F - Public Utilities	G - Recreational or Other	H - Fire Management	Z - State Management	
Number Of PWs Obligated	47	58	41	3	36	17	16	0	2	220
Federal Share Obligated	\$28,935,250	\$21,330,958	\$3,668,793	\$95,961	\$6,069,475	\$2,959,435	\$2,396,173	\$0	\$14,429,938	\$79,885,982

Public Assistance Obligated per Category In the Past 2 Weeks – 07/24/2017 through 08/07/2017



Last Week
\$50,405,114

This Week
\$79,885,982

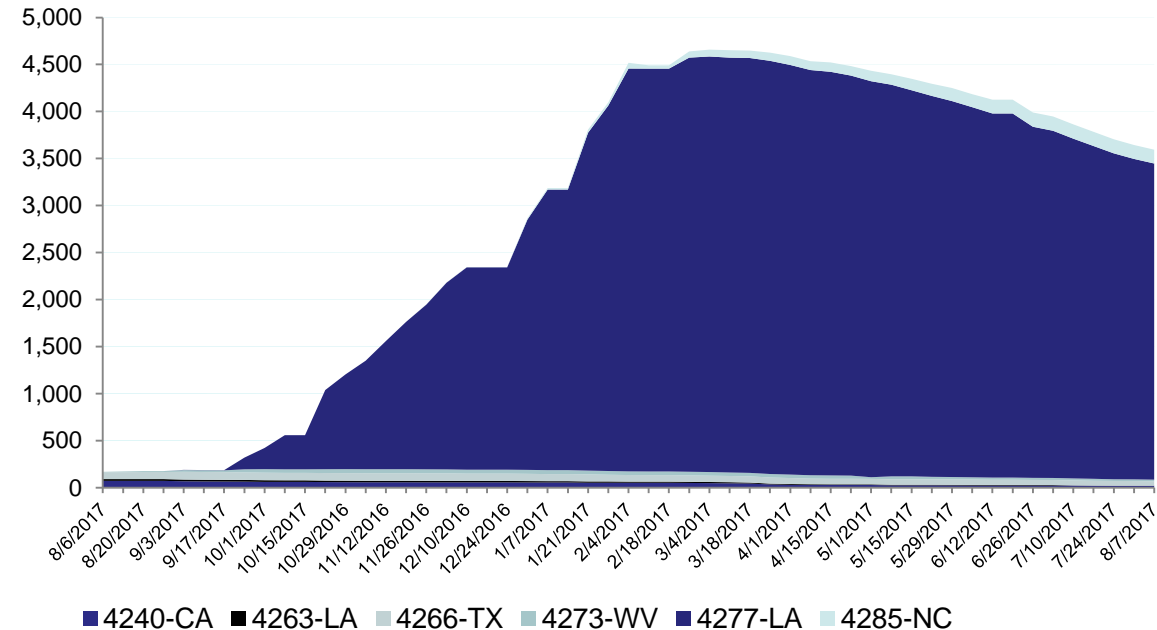
PA Highlights

- DR 1603-LA - Approximately \$13 million was obligated for Category Z – State Management.
- DR 4308-CA - Approximately \$14 million was obligated for Category A – Debris Removal.

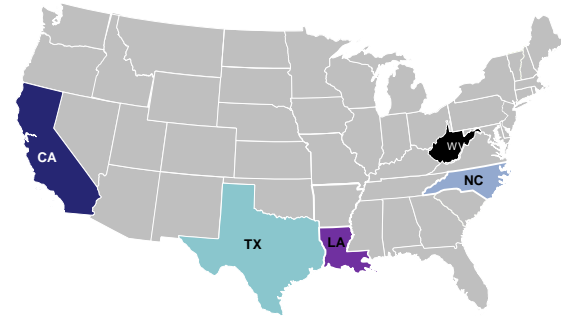
Direct Housing



Total Households in FEMA Direct Housing per State
Past Year per Week, 08/06/2016 – 08/07/2017, There are currently **3,594** Households
Occupying **3,594** Temporary Units



DR	IA Declaration Date	Program End Date	Current # of Households in Direct Housing (Weekly Change)
4240-CA	9/22/2015	3/22/2017	19(0)
4263-LA	3/13/2016	9/13/2017	2 (0)
4266-TX	3/19/2016	9/19/2017	47 (-2)
4273-WV	6/25/2016	12/26/2017	17 (-1)
4277-LA	8/14/2016	2/14/2018	3362 (-46)
4285-NC	10/10/2016	4/10/2018	147 (-1)



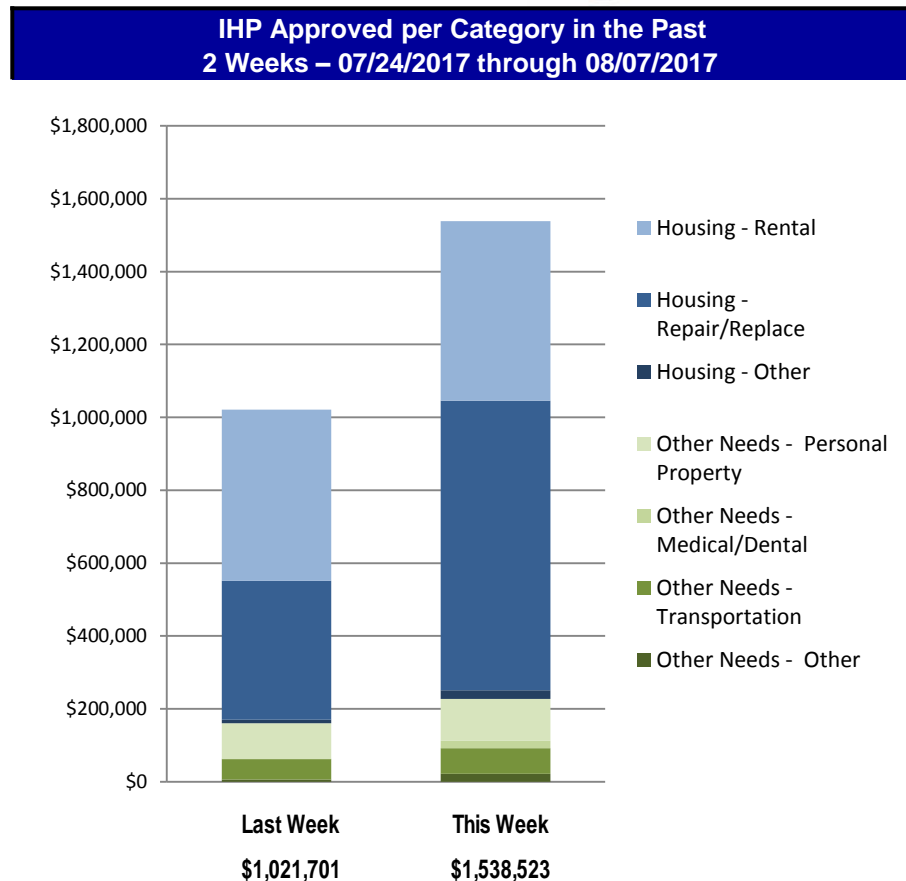
States with Currently Occupied Units

Individual Assistance Activity



FEMA

Individuals and Households Program Activity As Of: 8/7/17						
		In Past 7 Days		Cumulative		
		Applicants Approved	Amount Approved	Applicants Approved	Amount Approved	
		4317-MO	Declared 06-02-2017	End Of Reg Period 08-14-2017		
Open Registration Period	Housing Assistance	56		\$189,860.79	1,739	\$9,731,257.88
	Other Needs Assistance	20		\$53,191.72	653	\$2,073,999.77
	Total IHP	\$243,052.51			\$11,805,257.65	
	Average IHP				\$6,273	
	Total Max Grants				70	
			4318-AR	Declared 06-15-2017	End Of Reg Period 08-14-2017	
	Housing Assistance	33		\$81,942.28	766	\$2,992,297.82
	Other Needs Assistance	11		\$11,316.29	361	\$748,504.25
	Total IHP	\$93,258.57			\$3,740,802.07	
	Average IHP				\$4,320	
	Total Max Grants				1	
			4326-MI	Declared 08-02-2017	End Of Reg Period 10-02-2017	
	Housing Assistance	114		\$547,122.84	114	\$547,122.84
	Other Needs Assistance	41		\$66,076.19	41	\$66,076.19
	Total IHP	\$613,199.03			\$613,199.03	
Average IHP				\$4,985		
Total Max Grants				1		
Other IHP Active	15 Declarations IHP Programmatically Open - Closed Registration *					
	Housing Assistance	160		\$491,768.36		
	Other Needs Assistance	32		\$97,244.37		
	Total IHP	\$589,012.73				
		Total IHP Approved in Past Week	\$1,538,522.84			





FEMA

FEMA's mission is to support our citizens and first responders to ensure that as a nation we work together to build, sustain, and improve our capability to prepare for, protect against, respond to, recover from, and mitigate all hazards.