

The Disaster Center is dedicated to the idea that disaster mitigation is cost effective and individuals pursuing their own interest are the greatest potential force for disaster reduction.

Please consider making a small donation to the Disaster Center



When disaster mitigation is cost effective, we are on the road to bringing disasters to an end.



FEMA

Daily Operations Briefing

Tuesday, August 22, 2017

8:30 a.m. EDT

Significant Activity – August 21-22



FEMA

Significant Events: None

Tropical Activity:

- Atlantic – Disturbance 1 – High (90%); Disturbance 2 – Low (30%)
- Eastern Pacific – Hurricane Kenneth
- Central Pacific – No tropical cyclones expected next 48 hours
- Western Pacific – No activity affecting U.S. interests

Significant Weather:

- Severe Thunderstorms possible – Tennessee Valley to the Northeast
- Flash Flooding possible – Southern Plains, Lower Mississippi Valley, Ohio Valley to the Northeast
- Isolated Dry Thunderstorms – OR, CA, & NV
- Space weather:
 - Past 24 hours: Moderate; Geomagnetic storms reaching G2 occurred
 - Next 24 hours: None

Earthquake Activity: No significant activity

Declaration Activity: Amendment No. 1 to FEMA-4325-DR-NE

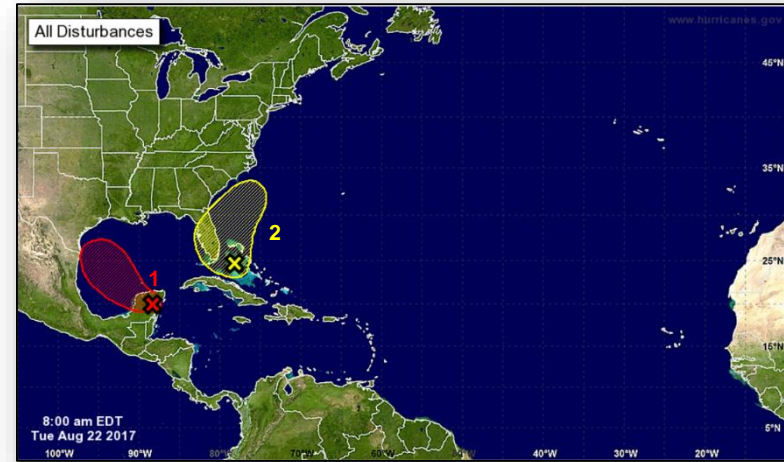
Tropical Outlook – Atlantic

Disturbance 1 (as of 8:00 a.m. EDT)

- Associated with the remnants of Harvey; Located over the Yucatan Peninsula and adjacent waters
- Forecast to move over the Bay of Campeche tonight
- Formation chance through 48 hours: High (70%)
- Formation chance through next 5 days: High (90%)

Disturbance 2 (as of 8:00 a.m. EDT)

- Located near northwestern Bahamas
- Moving WNW
- Any development during the next few days should be slow
- Environmental conditions could become a little more conducive for development by the weekend
- Formation chance through 48 hours: Low (10%)
- Formation chance through next 5 days: Medium (30%)




Tropical Outlook – Eastern Pacific



FEMA

Hurricane Kenneth (Advisory #16, as of 5:00 a.m. EDT)

- Located 1,465 miles W of the southern tip of Baja California, Mexico
- Moving NW at 10 mph
- Additional rapid weakening is forecast for during next 48 hours; expected to become a tropical storm later today
- Maximum sustained winds decreased to 90 mph
- No coastal watches or warnings in effect



Tropical Outlook – Central Pacific



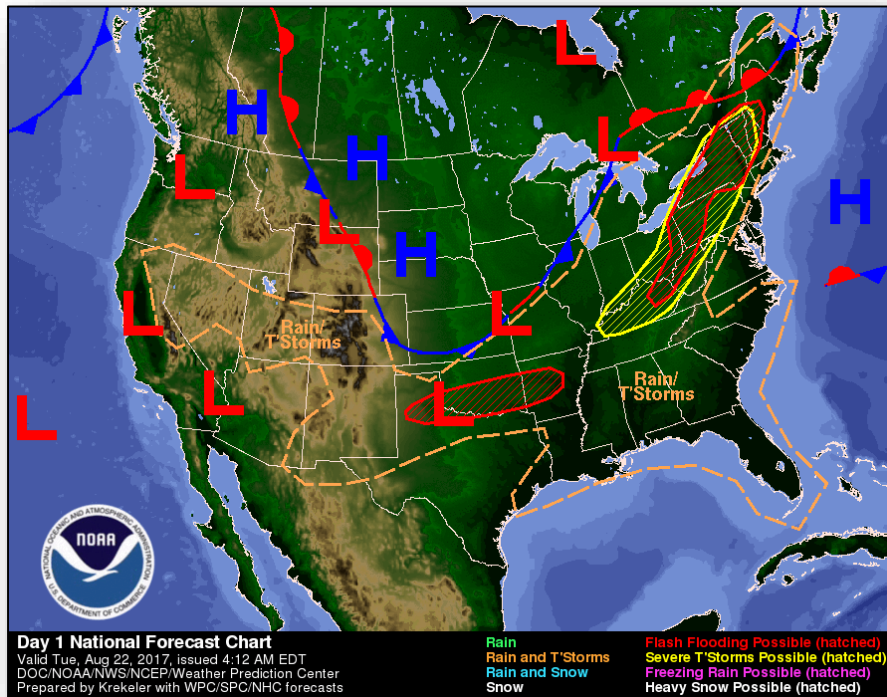
FEMA



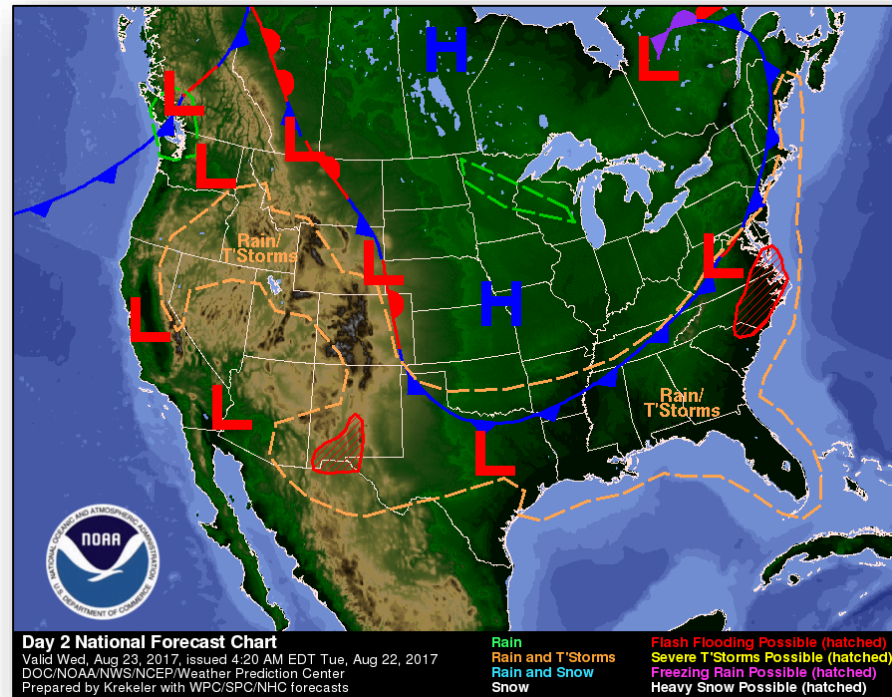
National Weather Forecast



FEMA

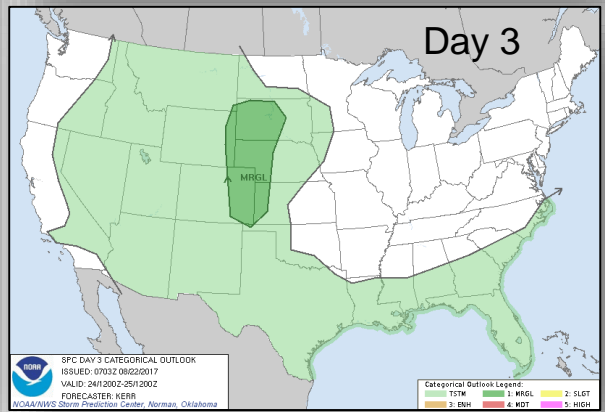
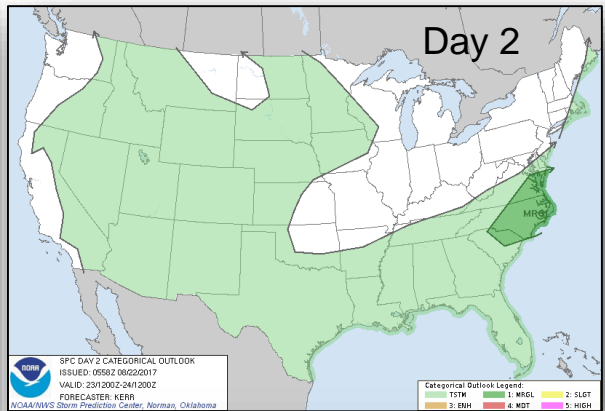
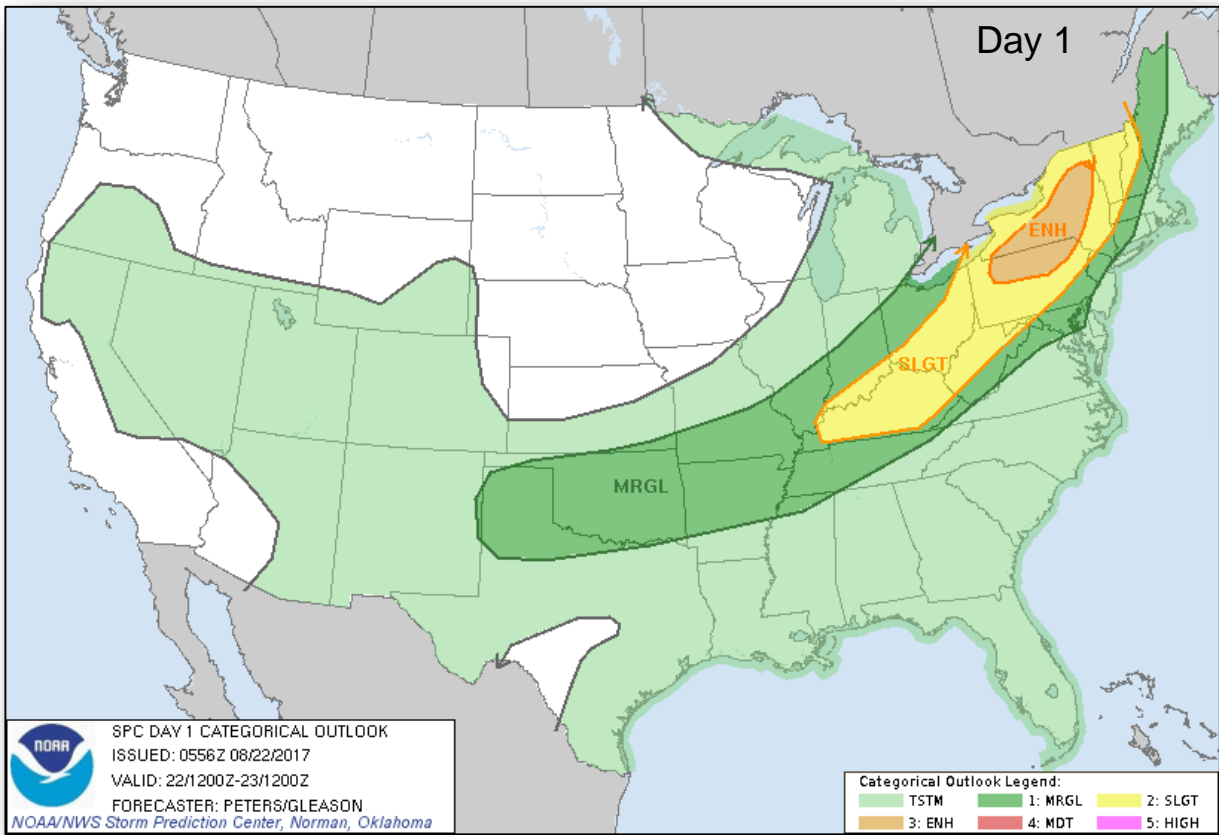


Today



Tomorrow

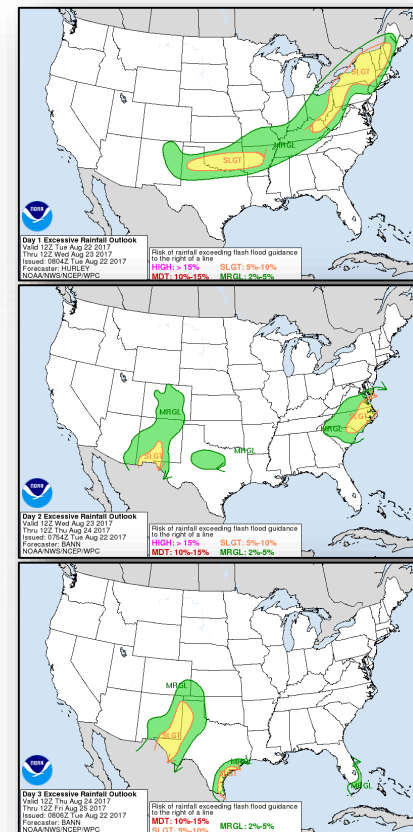
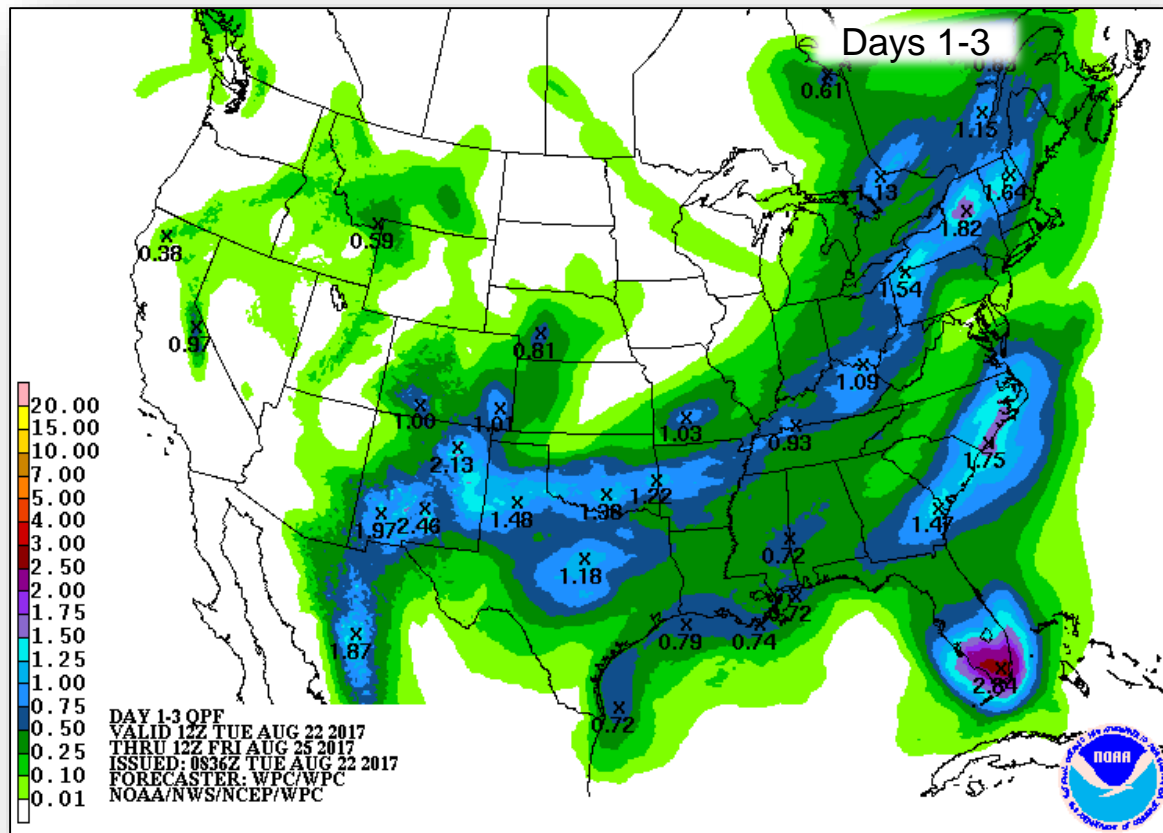
Severe Weather Outlook – Days 1-3



Precipitation Forecast



FEMA



Day 1

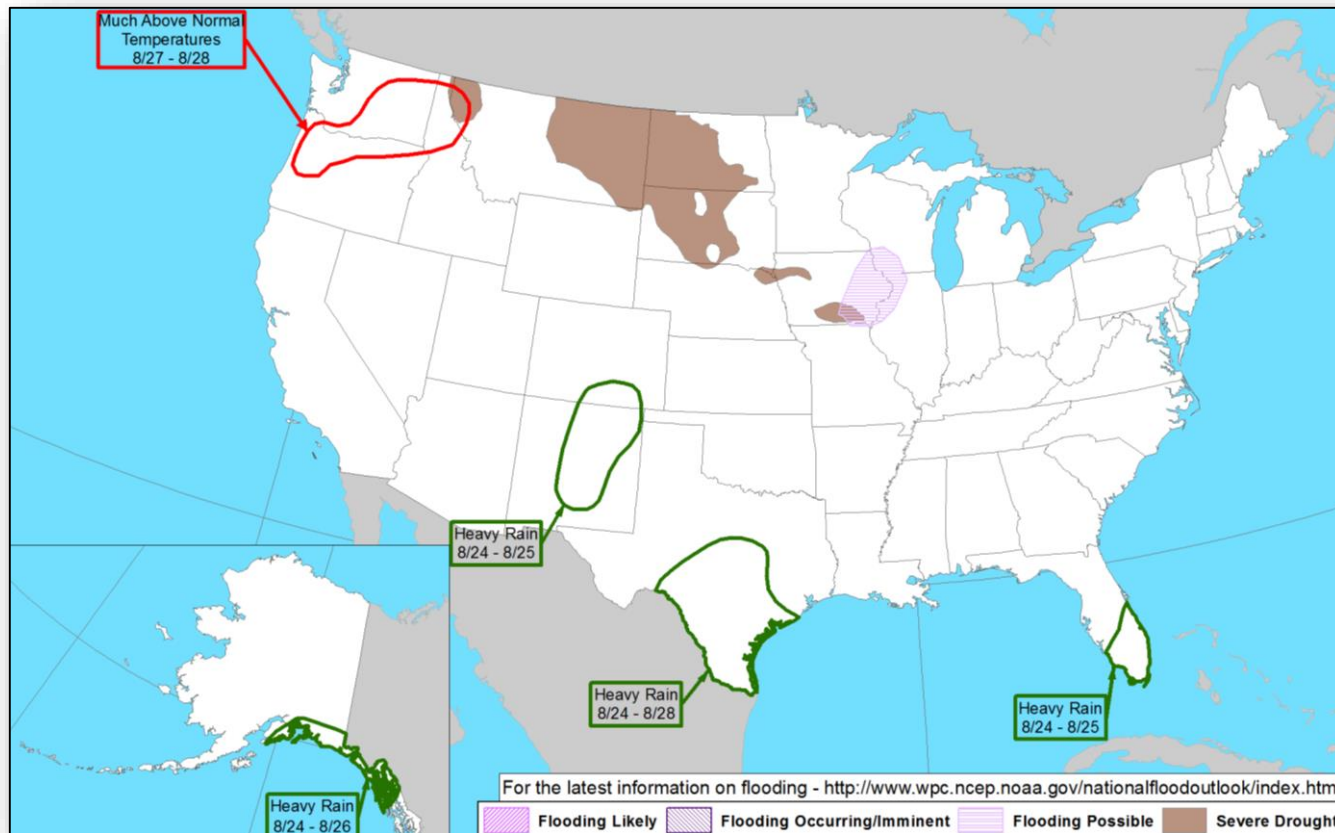
Day 2

Day 3

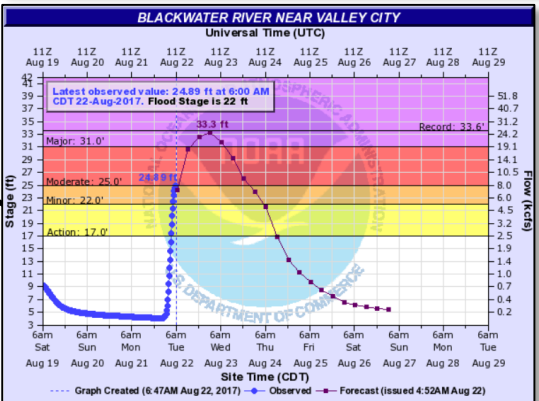
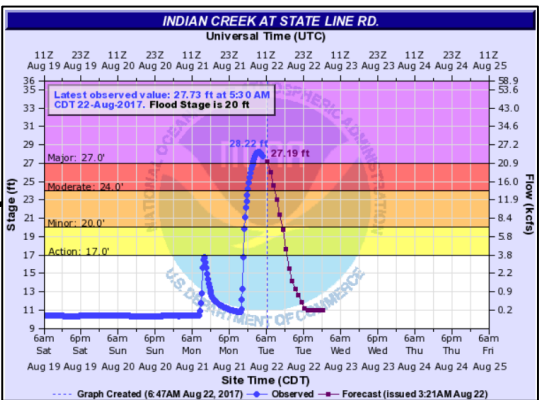
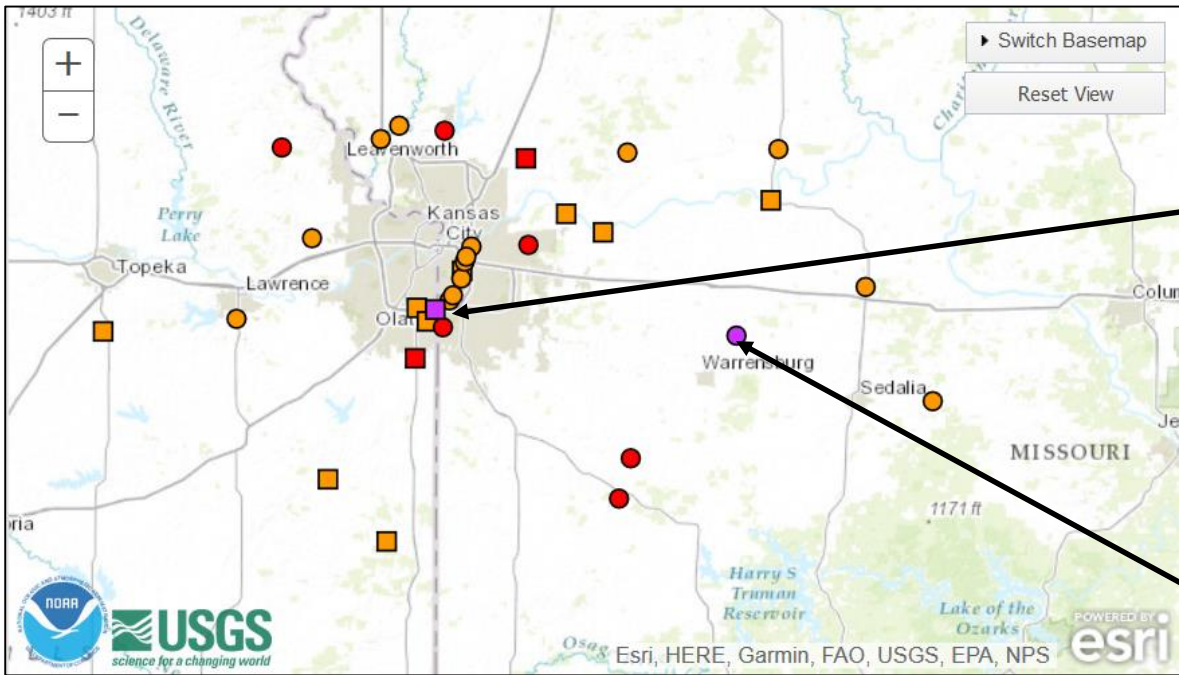
Hazards Outlook – Aug 24-28



FEMA



River Flood Gauges

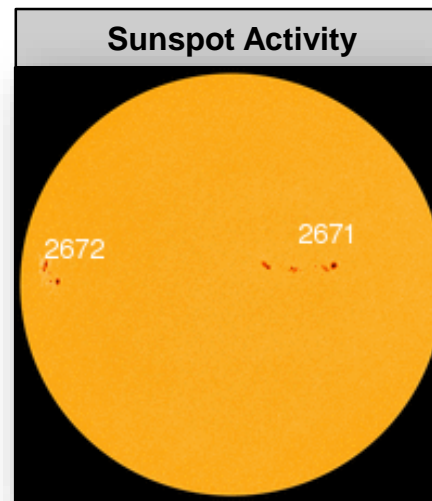



Space Weather



FEMA

	Space Weather Activity	Geomagnetic Storms	Solar Radiation	Radio Blackouts
Past 24 Hours	Moderate	G2	None	None
Next 24 Hours	None	None	None	None
For further information on NOAA Space Weather Scales refer to http://www.swpc.noaa.gov/noaa-scales-explanation				



Wildfire Summary



FEMA

Fire Name (County)	FMAG # (Approved Date)	Acres Burned	Percent Contained	Evacuations (Residents)	Structures			Fatalities / Injuries
					Threatened	Damaged	Destroyed	
Oregon (2)								
Milli (Deschutes)	5196-FM-OR August 17,2017	10,496	23%	Mandatory (600)	2,354 homes	0	0	0 / 0
Chetco Bar (Curry)	5198-FM-OR August 20,2017	91,551	0%	Mandatory	3,418 (3,368 homes)	0	3 (2 homes)	0 / 0
Montana (1)								
Lolo Peak (Ravalli and Missoula)	5197-FM-MT August 17,2017	31,459	11%	Mandatory & Voluntary (2,649)	774 homes	2	2	1 / 3

Joint Preliminary Damage Assessments



FEMA

Region	State / Location	Event	IA/PA	Number of Counties		Start – End
				Requested	Completed	
II	NY	Severe Storms June 30, 2017 and continuing	IA	0	0	N/A
			PA	15	13	Aug 8 – TBD
V	IL	Severe Storms and Flooding July 19-23, 2017	IA	4	3	Aug 18 – TBD
			PA	0	0	N/A
VII	KS	Severe Storms and Flooding July 22-27, 2017	IA	0	0	N/A
			PA	2	0	Aug 18 – TBD
VIII	ND	Severe Summer Storm, High Winds, and Rain July 20-21, 2017	IA	0	0	N/A
			PA	3	0	Aug 21 – TBD

Disaster Requests & Declarations



FEMA

Declaration Requests in Process		Requests APPROVED (since last report)	Requests DENIED (since last report)
5	Date Requested	0	0
NY – DR (Expedited) DR Flooding	July 6, 2017		
ID – DR Flooding and Landslides	July 19, 2017		
ID – DR Flooding	July 20, 2017		
ND – DR Drought	August 7, 2017		
IA – DR Severe Storms, Tornadoes, Straight-Line Winds, and Flooding	August 10, 2017		

Disaster Amendments

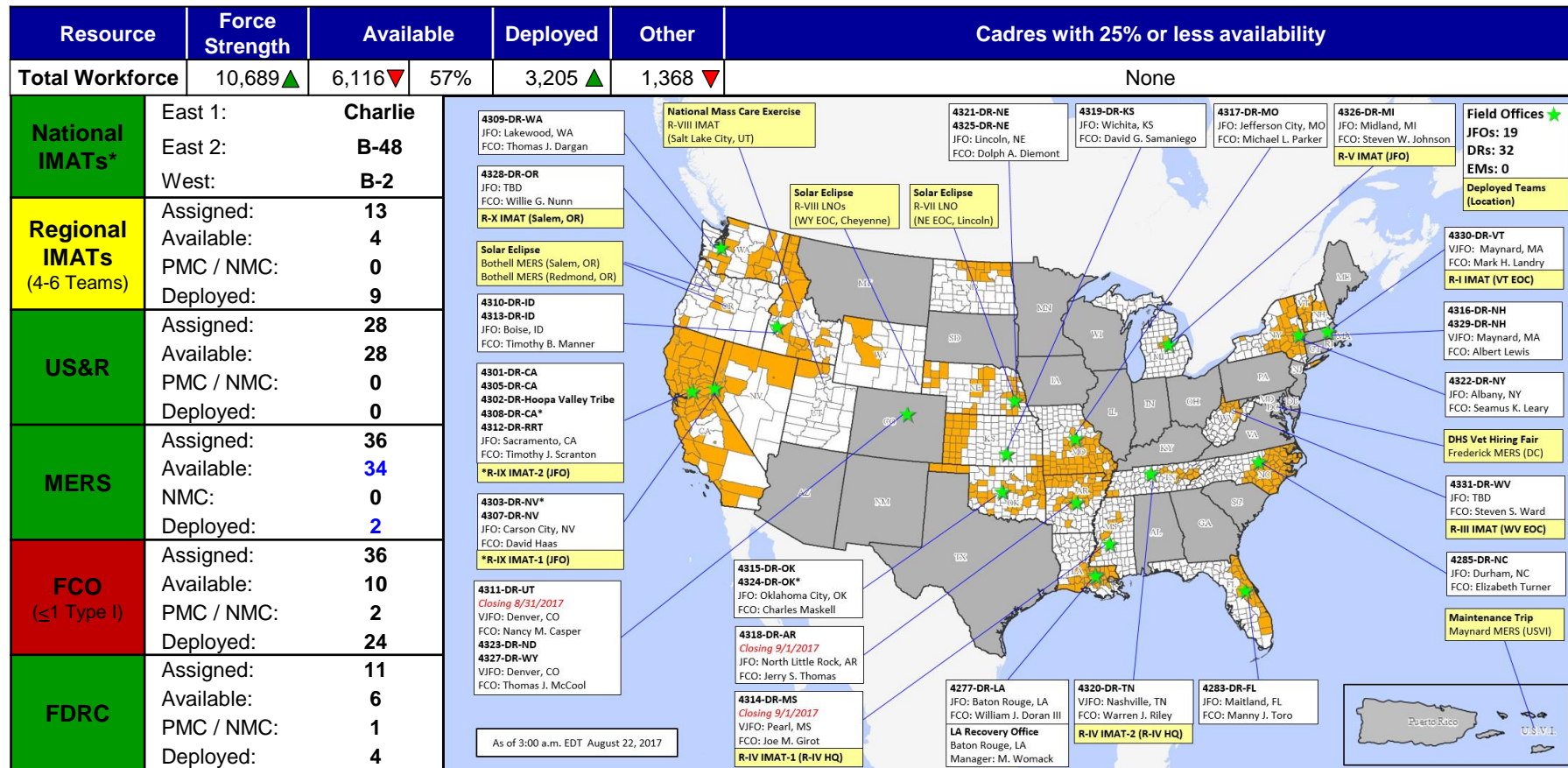


Amendment	Effective Date	Action
Amendment No. 1 to FEMA-4325-DR-NE	August 21, 2017	Adds 1 county for Public Assistance

Readiness – Deployable Teams and Assets



FEMA



*B-2 Status: Assemble ≤ 2-hrs, On Site ≤ 18-hrs; B-48 Status: Assemble and deploy ≤ 48hrs; Charlie Status: No team assemble time requirement

MERS Availability Summary



FEMA

MERS Operations Center	Personnel Availability	Pacing Item Availability	Teams Deployed
Bothell, WA	85%	100%	1
Denton, TX	100%	75%	0
Denver, CO	96%	100%	0
Frederick, MD	77%	94%	1
Maynard, MA	100%	90%	0
Thomasville, GA	100%	100%	0
Overall MERS Availability	93%	93%	94%

Legend:	> 66%
	66% - 33%
	< 33%
As of:	August 21, 2017

FEMA Readiness – Activation Teams



Resource	Status	Total	Status	Activated Team	Activation Level	Activation Times	Reason/Comments
NWC		5	Not Activated				
NRCC		2	Not Activated				NRCS Blue Team – August Primary
HLT		1	Activated				Hurricane Season
RWCs/MOCs		10	Activated	R-X	Steady State		Returned to Normal Operations
RRCCs		10	Activated	R-VII R-X	Not Activated		Returned to Normal Operations

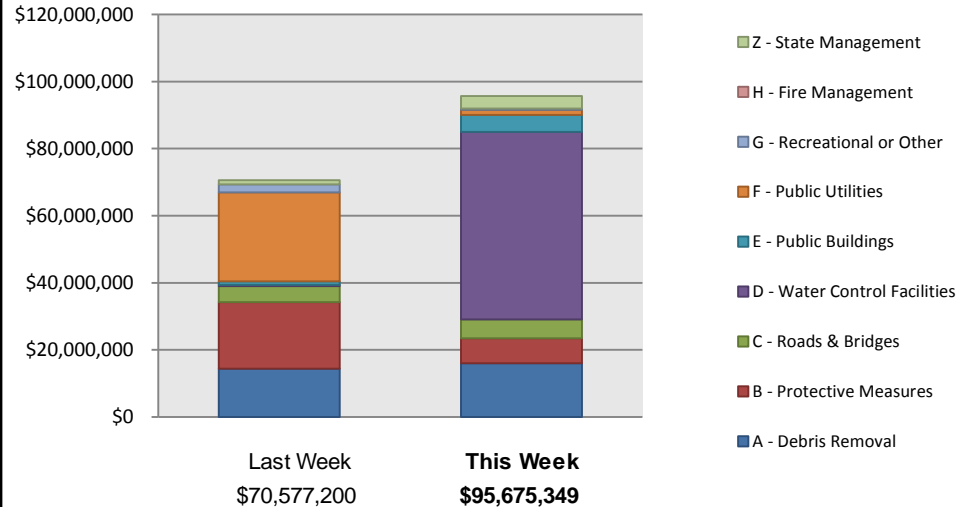
Back-up Regions (August 21-28): II, VI and VII

Public Assistance Grant Program



PA Project Worksheets Obligated in past week, as of 08/21/17 at 1500 EDT										
PA Category	Emergency Work		Permanent Work							Total
	A - Debris Removal	B - Protective Measures	C - Roads & Bridges	D - Water Control Facilities	E - Public Buildings	F - Public Utilities	G - Recreational or Other	H - Fire Management	Z - State Management	
Number Of PWs Obligated	72	65	74	11	61	19	28	0	9	339
Federal Share Obligated	\$15,996,337	\$7,448,439	\$5,656,138	\$55,908,961	\$5,065,719	\$1,492,627	\$418,573	\$0	\$3,688,555	\$95,675,349

Public Assistance Obligated per Category In the Past 2 Weeks – 08/07/2017 through 08/21/2017



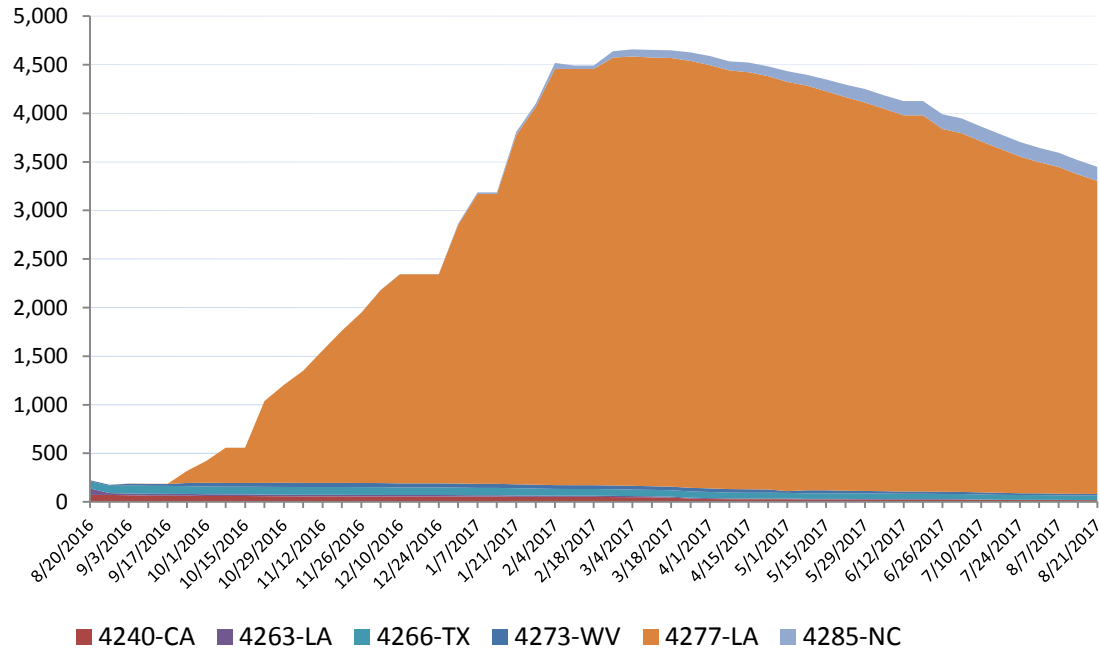
PA Highlights

Direct Housing

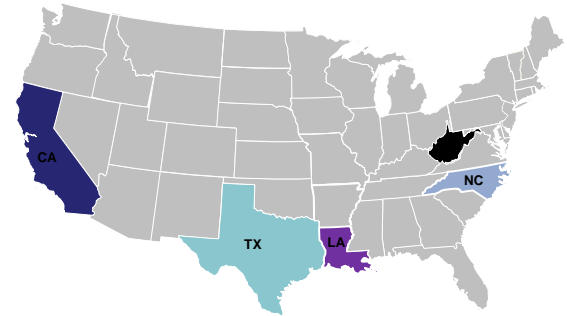


FEMA

Total Households in FEMA Direct Housing per State
Past Year per Week, 08/20/2016 – 08/21/2017, There are currently **3,449** Households
Occupying **3,449** Temporary Units



DR	IA Declaration Date	Program End Date	Current # of Households in Direct Housing (Weekly Change)
4240-CA	9/22/2015	3/22/2017	18 (0)
4263-LA	3/13/2016	9/13/2017	1 (0)
4266-TX	3/19/2016	9/19/2017	47 (0)
4273-WV	6/25/2016	12/26/2017	16 (-1)
4277-LA	8/14/2016	2/14/2018	3222 (-62)
4285-NC	10/10/2016	4/10/2018	145 (-2)



States with Currently Occupied Units

NPSC Activity



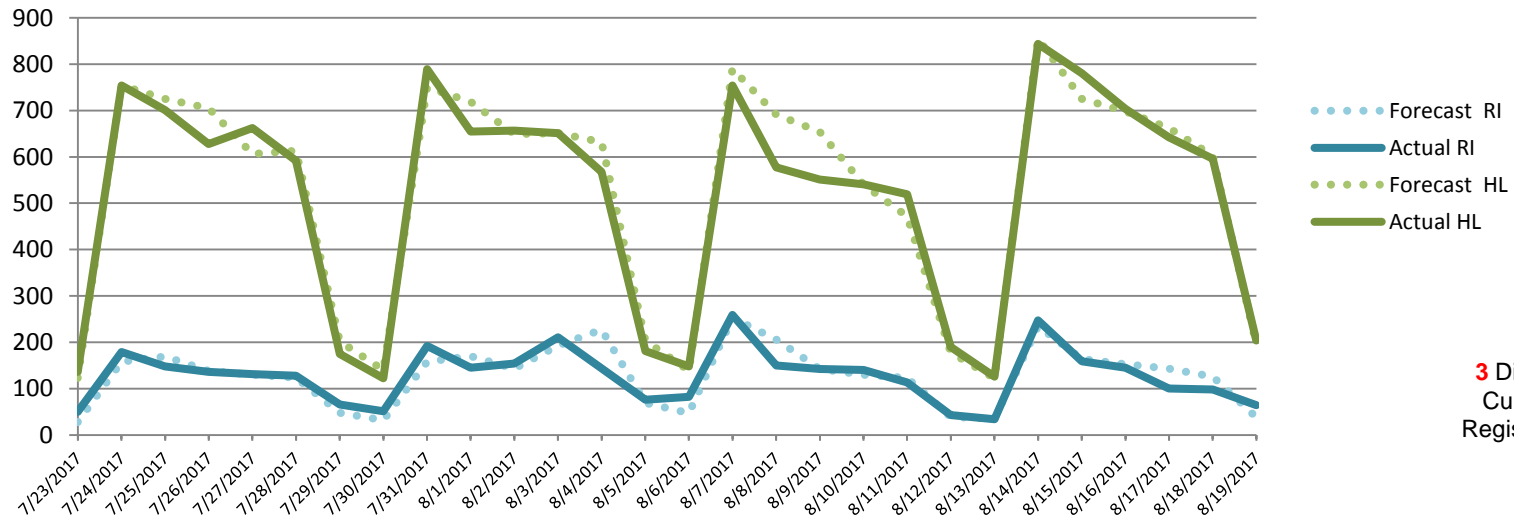
NPSC Call Activity in the Past Week

8/13/2017 through 8/19/2017

Call Type	Projected Calls	Actual Calls	Average Speed of Answer	Maximum Delay Time
Registration Intake:	894	847	:13	5:15
Helpline:	3,860	3,896	:12	1:38
Combined:	4,754	4,743	:12	5:15

NPSC Call Forecasting and Actual Calls Over the Past 4 Weeks

07/23/2017 through 08/19/2017



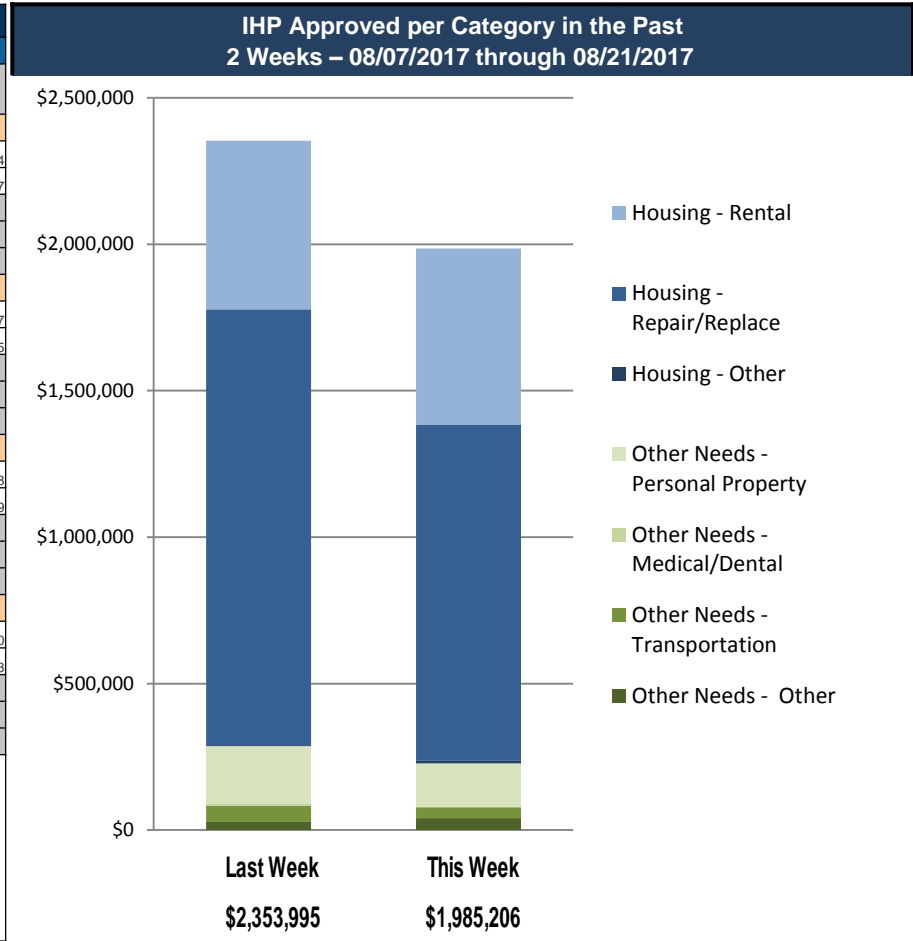
3 Disaster with a
Currently Open
Registration Period

Individual Assistance Activity



FEMA

	Individuals and Households Program Activity As Of: 8/21/17				
		In Past 7 Days		Cumulative	
		Applicants Approved	Amount Approved	Applicants Approved	Amount Approved
Open Registration Period	4317-MO Declared 06-02-2017 End Of Reg Period 08-14-2017				
	Housing Assistance	51	\$167,346.28	1,810	\$10,050,750.64
	Other Needs Assistance	13	\$24,880.09	685	\$2,168,867.47
	Total IHP	\$192,226.37		\$12,219,618.11	
	Average IHP			\$6,209	
	Total Max Grants			73	
	4318-AR Declared 06-15-2017 End Of Reg Period 08-14-2017				
	Housing Assistance	17	\$50,573.46	794	\$3,080,209.27
	Other Needs Assistance	4	\$8,455.41	374	\$774,267.95
	Total IHP	\$59,028.87		\$3,854,477.22	
	Average IHP			\$4,278	
	Total Max Grants			1	
	4326-MI Declared 08-02-2017 End Of Reg Period 10-02-2017				
	Housing Assistance	331	\$969,523.75	891	\$2,937,681.68
	Other Needs Assistance	108	\$115,612.48	302	\$322,068.79
	Total IHP	\$1,085,136.23		\$3,259,750.47	
	Average IHP			\$3,449	
	Total Max Grants			1	
	4331-WV Declared 08-18-2017 End Of Reg Period 10-17-2017				
	Housing Assistance	7	\$45,584.40	7	\$45,584.40
	Other Needs Assistance	4	\$1,922.83	4	\$1,922.83
	Total IHP	\$47,507.23		\$47,507.23	
	Average IHP			\$5,279	
	Total Max Grants			0	
Other IHP Active	15 Declarations IHP Programmatically Open - Closed Registration *				
	Housing Assistance	168	\$524,695.93		
	Other Needs Assistance	32	\$76,611.22		
	Total IHP	\$601,307.15			
	Total IHP Approved in Past Week	\$1,985,205.85			





FEMA

FEMA's mission is to support our citizens and first responders to ensure that as a nation we work together to build, sustain, and improve our capability to prepare for, protect against, respond to, recover from, and mitigate all hazards.