

The Disaster Center is dedicated to the idea that disaster mitigation is cost effective and individuals pursuing their own interest are the greatest potential force for disaster reduction.

Please consider making a small donation to the Disaster Center



When disaster mitigation is cost effective, we are on the road to bringing disasters to an end.



FEMA

Daily Operations Briefing

Monday, January 1, 2018

8:30 a.m. EST

Significant Activity – Dec 31-Jan 1



FEMA

Significant Events: None

Tropical Activity: None

Significant Weather:

- Hard Freeze Warning – Southern Plains, Lower Mississippi Valley, and Southeastern U.S.
- Space Weather - Past 24 hours: none; next 24 hours: Minor; Geomagnetic storms reaching the G1 level are likely

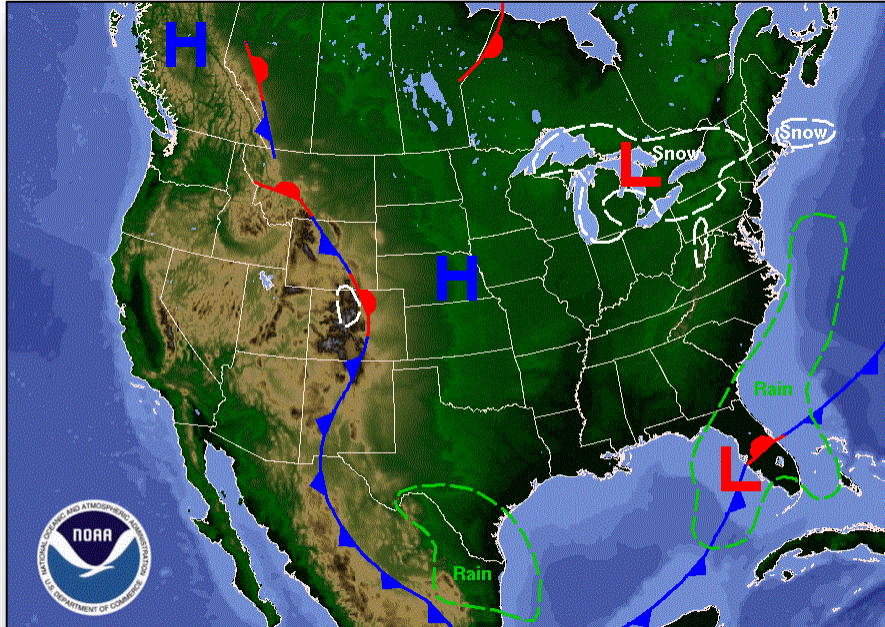
Earthquake Activity: No significant activity

Declaration Activity: None

National Weather Forecast



FEMA

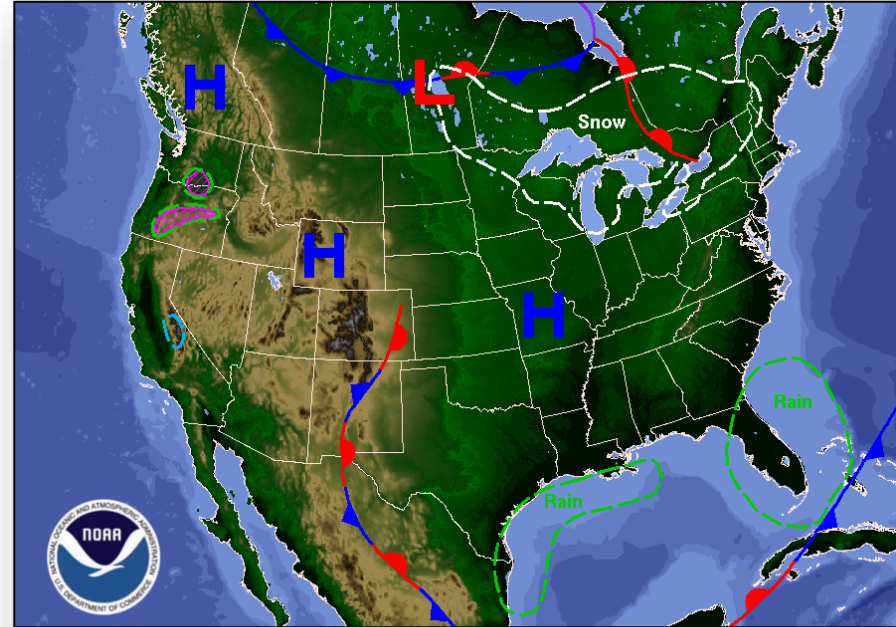


Day 1 National Forecast Chart

Valid Mon, Jan 01, 2018, issued 4:55 AM EST
DOC/NOAA/NWS/NCEP/Weather Prediction Center
Prepared by McCreynolds with WPC/SPC/NHC forecasts

Rain
Rain and T'Storms
Rain and Snow
Snow
Flash Flooding Possible (hatched)
Severe T'Storms Possible (hatched)
Freezing Rain Possible (hatched)
Heavy Snow Possible (hatched)

Today



Day 2 National Forecast Chart

Valid Tue, Jan 02, 2018, issued 5:37 AM EST Mon, Jan 01, 2018
DOC/NOAA/NWS/NCEP/Weather Prediction Center
Prepared by McCreynolds with WPC/SPC/NHC forecasts

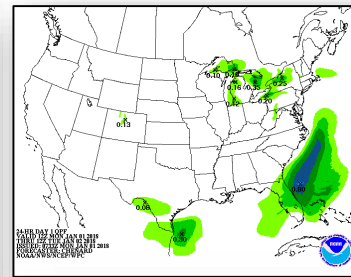
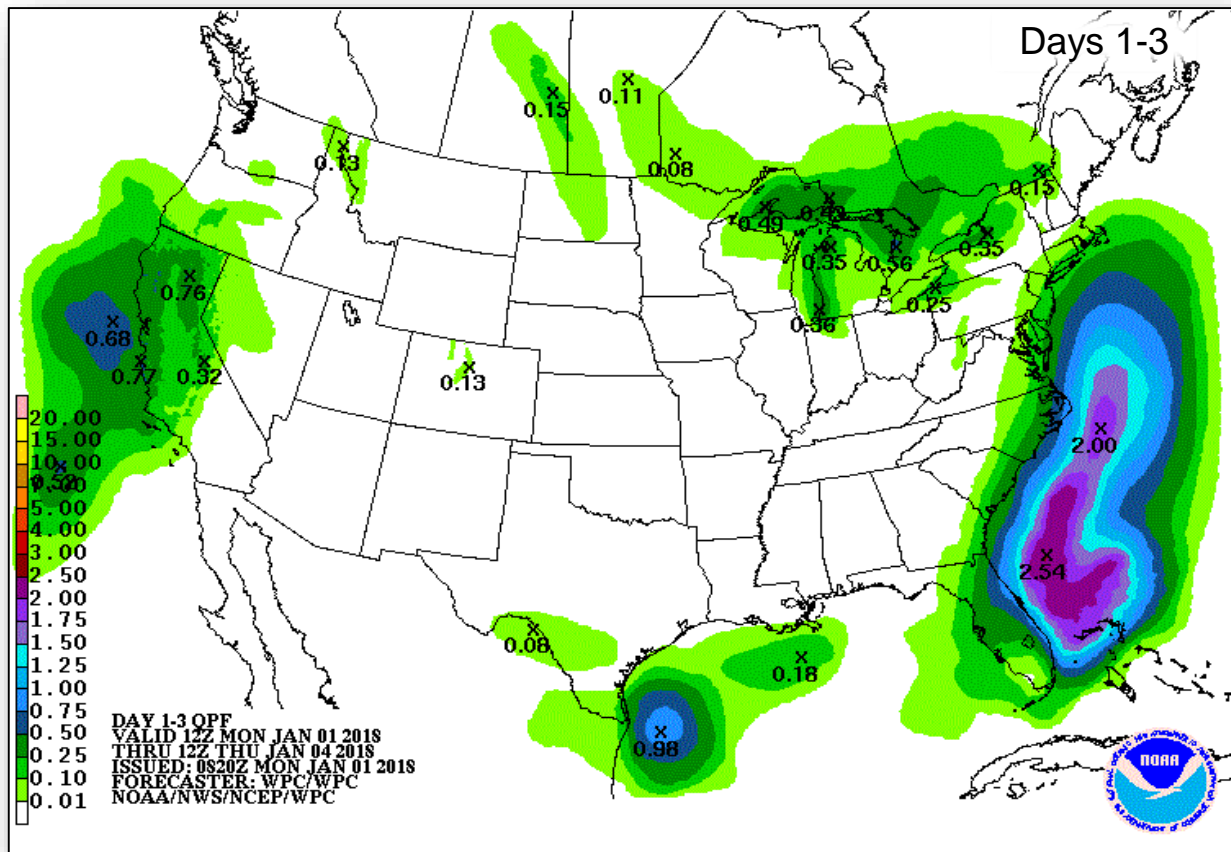
Rain
Rain and T'Storms
Rain and Snow
Snow
Flash Flooding Possible (hatched)
Severe T'Storms Possible (hatched)
Freezing Rain Possible (hatched)
Heavy Snow Possible (hatched)

Tomorrow

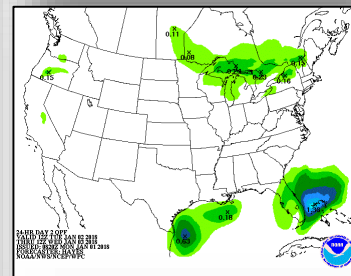
Precipitation Forecast



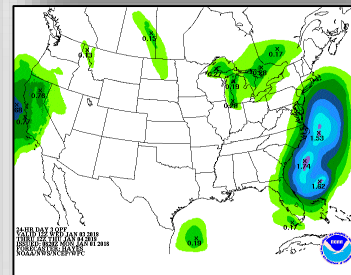
FEMA



Day 1



Day 2

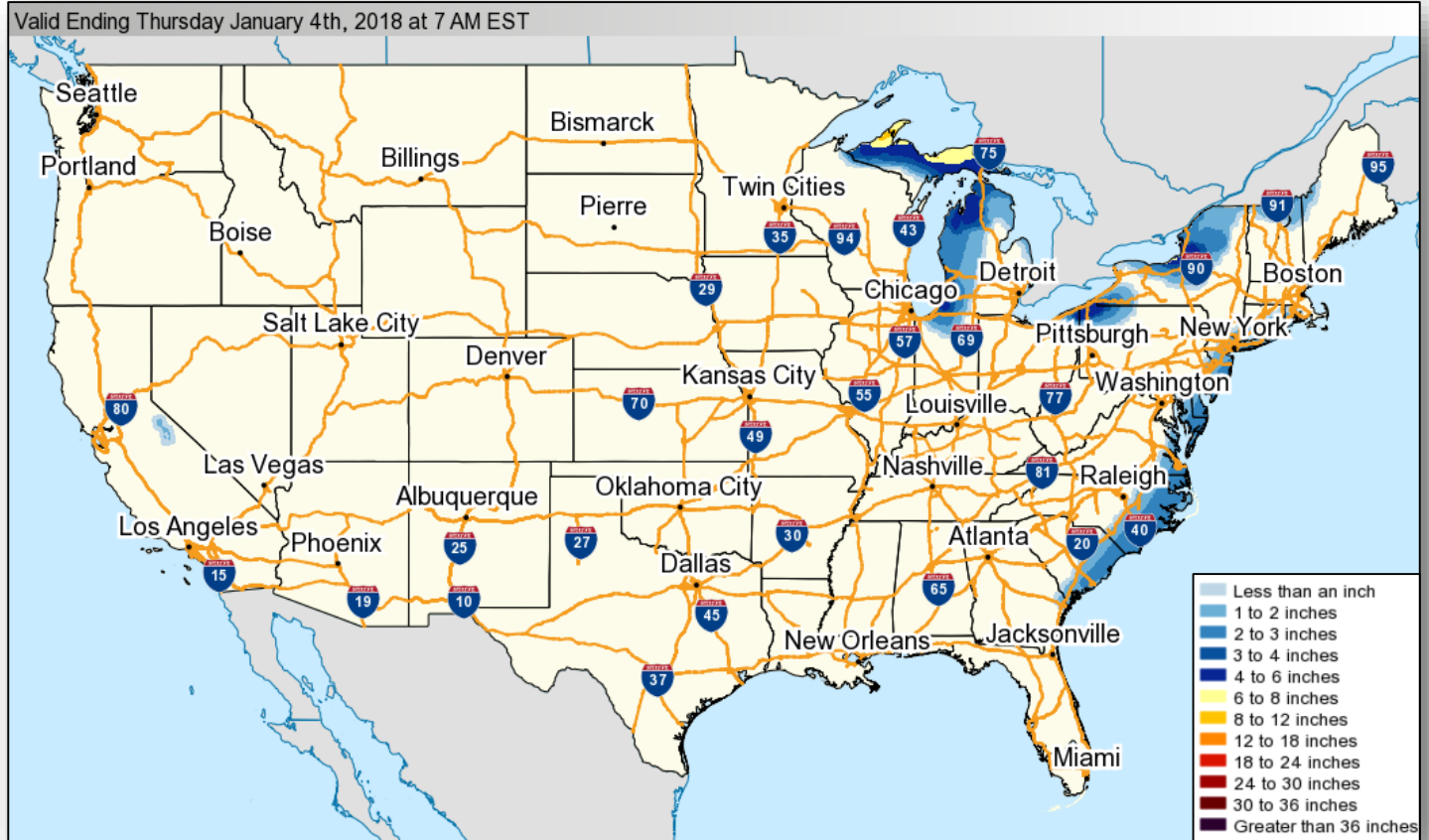


Day 3

Forecast Snowfall



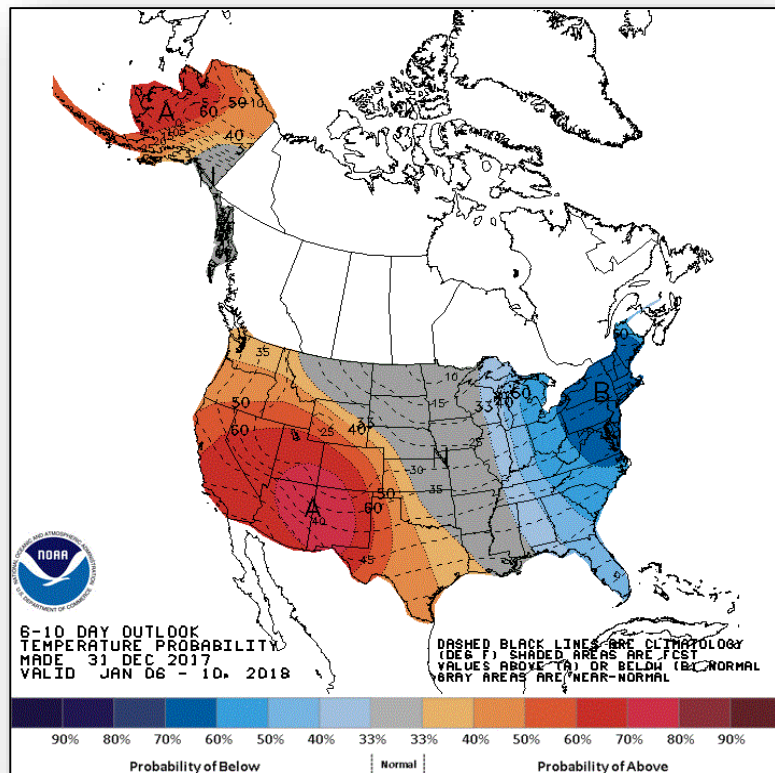
FEMA



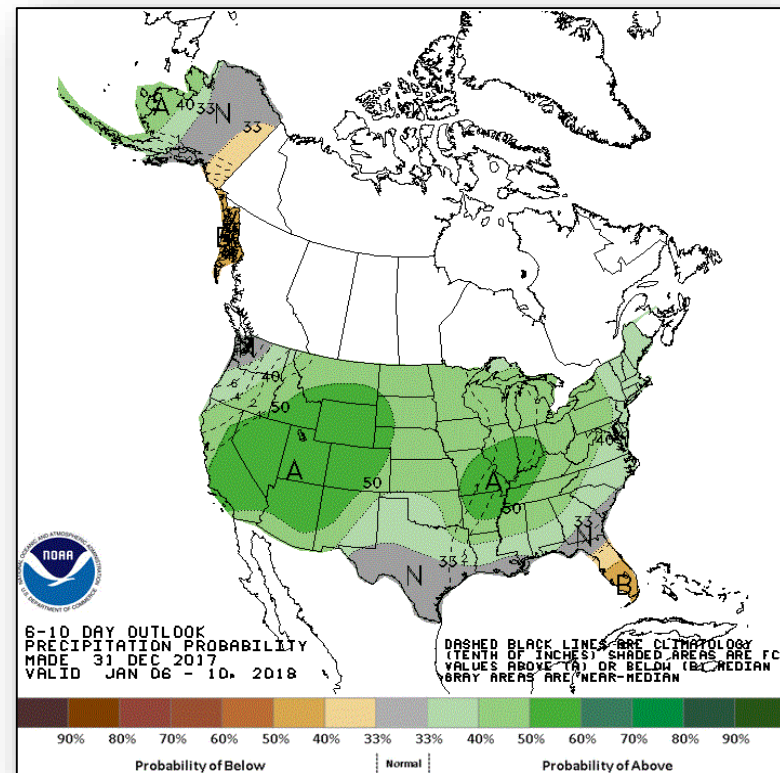
6-10 Day Outlooks



FEMA



6-10 Day Temperature Probability



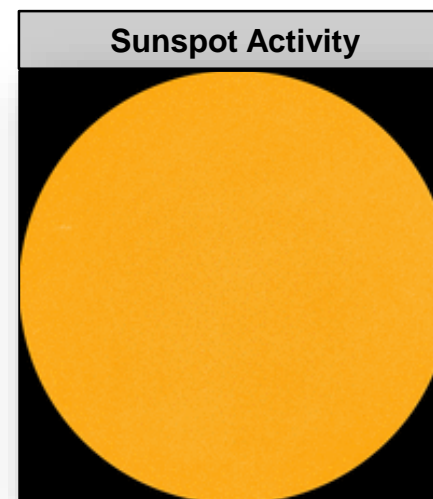

6-10 Day Precipitation Probability

Space Weather



FEMA

	Space Weather Activity	Geomagnetic Storms	Solar Radiation	Radio Blackouts
Past 24 Hours	None	None	None	None
Next 24 Hours	Minor	G1	None	None
For further information on NOAA Space Weather Scales refer to http://www.swpc.noaa.gov/noaa-scales-explanation				



Disaster Requests & Declarations



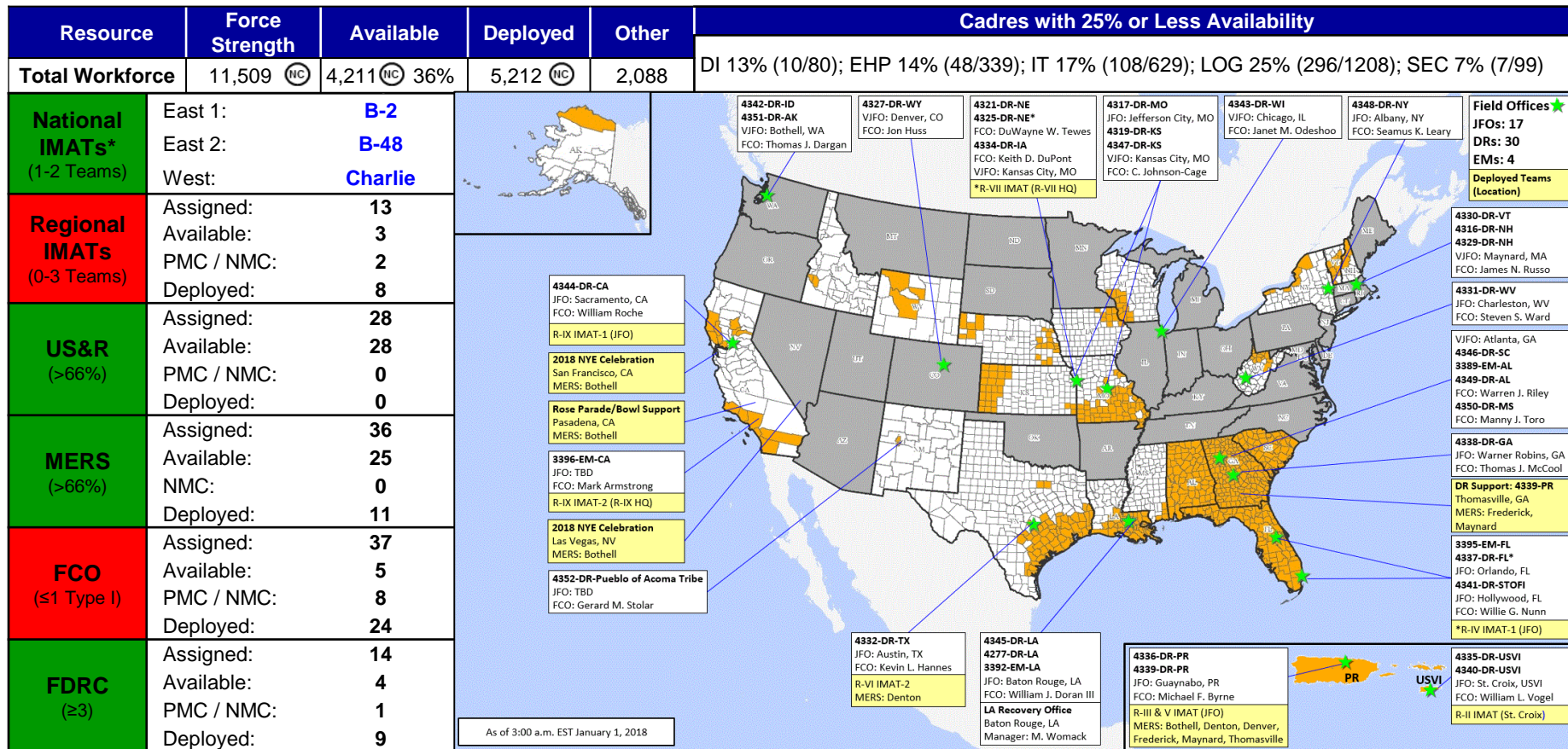
FEMA

Declaration Requests in Process					Requests APPROVED (since last report)	Requests DENIED (since last report)
4	IA	PA	HM	Date Requested	0	0
NH – DR Severe Storms and Flooding		X	X	November 27, 2017		
VT – DR Severe Storms and Flooding		X	X	November 28, 2017		
ME – DR Severe Storms and Flooding		X	X	November 29, 2017		
CA – DR Wildfires	X	X	X	December 20, 2017		

Readiness – Deployable Teams and Assets



FEMA



*B-2 Status: Assemble ≤ 2 hours, On Site ≤ 18 hours; B-48 Status: Assemble and deploy ≤ 48 hours; Charlie Status: No team assemble time requirement

FEMA Readiness – Activation Teams



FEMA

Resource	Status	Total	Status	Activated Team	Activation Level	Activation Times	Reason / Comments
NWC		5	Steady State				
NRCC		2	Not Activated				
HLT		1	Not Activated				
RWCs/MOCs		10	Not Activated				
RRCCs		10	Not Activated				

Backup Regions: VIII & X



FEMA

FEMA's mission is to support our citizens and first responders to ensure that as a nation we work together to build, sustain, and improve our capability to prepare for, protect against, respond to, recover from, and mitigate all hazards.