

The Disaster Center is dedicated to the idea that disaster mitigation is cost effective and individuals pursuing their own interest are the greatest potential force for disaster reduction.

Please consider making a small donation to the Disaster Center



When disaster mitigation is cost effective, we are on the road to bringing disasters to an end.



FEMA

Daily Operations Briefing

Friday, November 17, 2017

8:30 a.m. EST

Significant Activity – Nov 16-17



FEMA

Significant Events: None

Tropical Activity:

- Atlantic – Disturbance 1 – Low (20%)
- Eastern Pacific – No tropical cyclones expected next 48 hours
- Central Pacific – No tropical cyclones expected next 48 hours
- Western Pacific – No activity affecting U.S. interests

Significant Weather:

- Heavy snow possible – Central Rockies
- Freezing rain possible – Upper Mississippi Valley and Great Lakes
- Space Weather:
 - Past 24 hours – None
 - Next 24 hours – None

Earthquake Activity: No significant activity

Declaration Activity: None

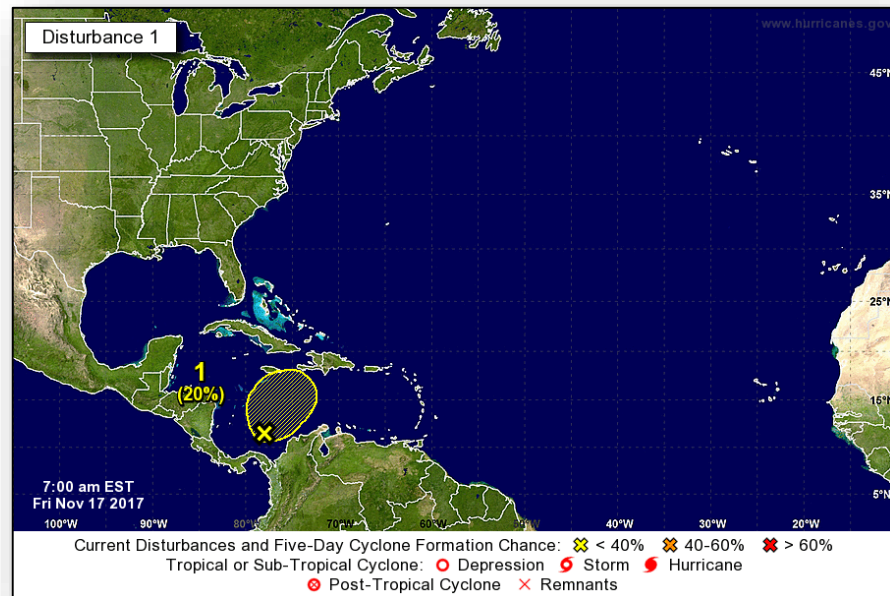
Tropical Outlook – Atlantic



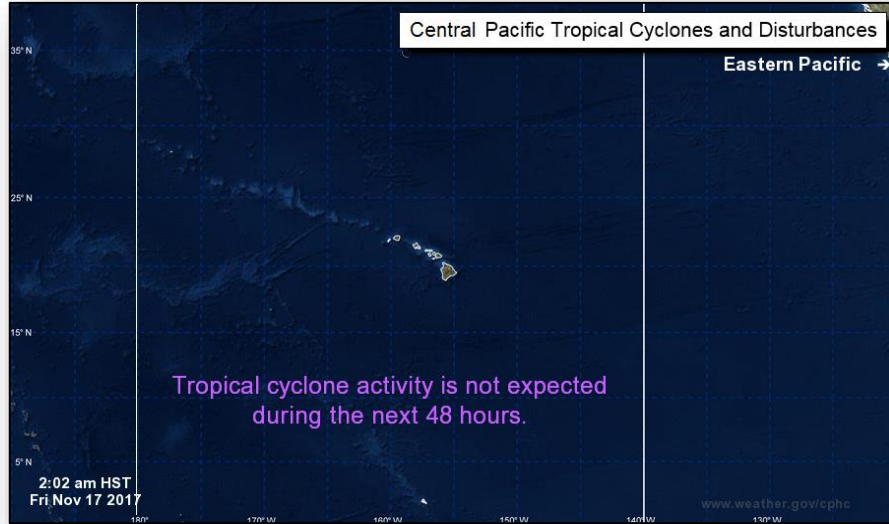
FEMA

Disturbance 1 (as of 7:00 a.m. EST)

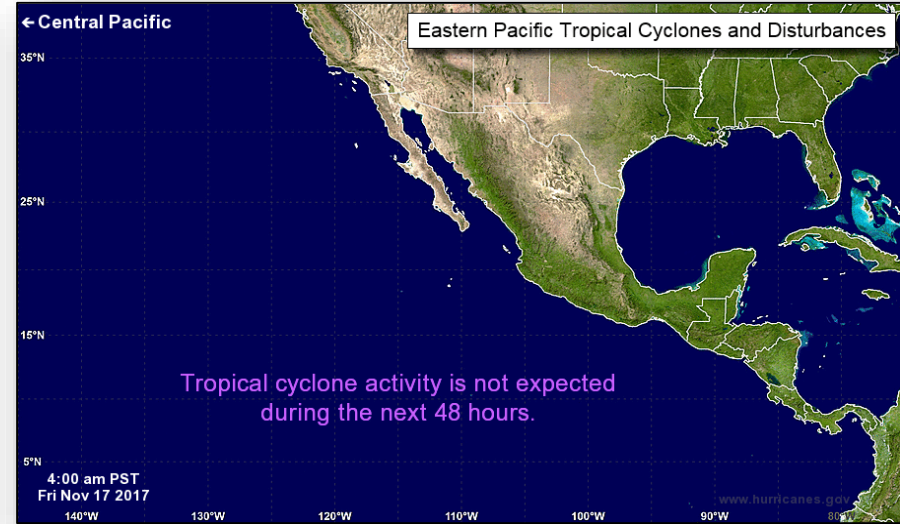
- An elongated area of low pressure that extends from southwest to northeast across the central Caribbean Sea is producing a large area of disorganized shower and thunderstorm activity
- Heavy rainfall is possible over portions of the northwestern coast of Colombia, Hispaniola, and Puerto Rico through the weekend
- Environmental conditions are expected to prevent any significant development
- Formation chance through 48 hours: Low – 20 %
- Formation chance through 5 days: Low – 20%



Tropical Outlook – Pacific



Central Pacific

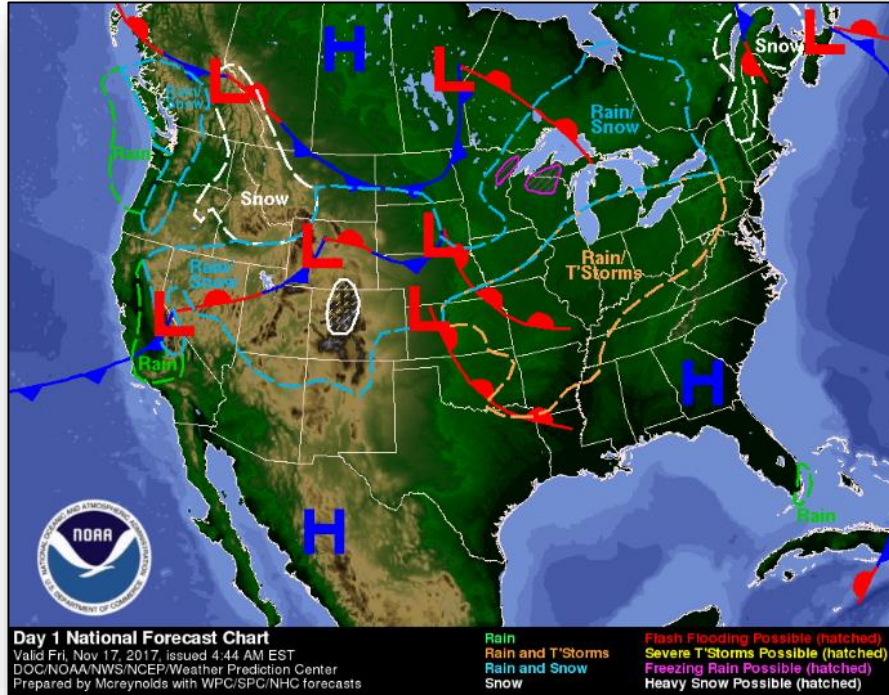


Eastern Pacific

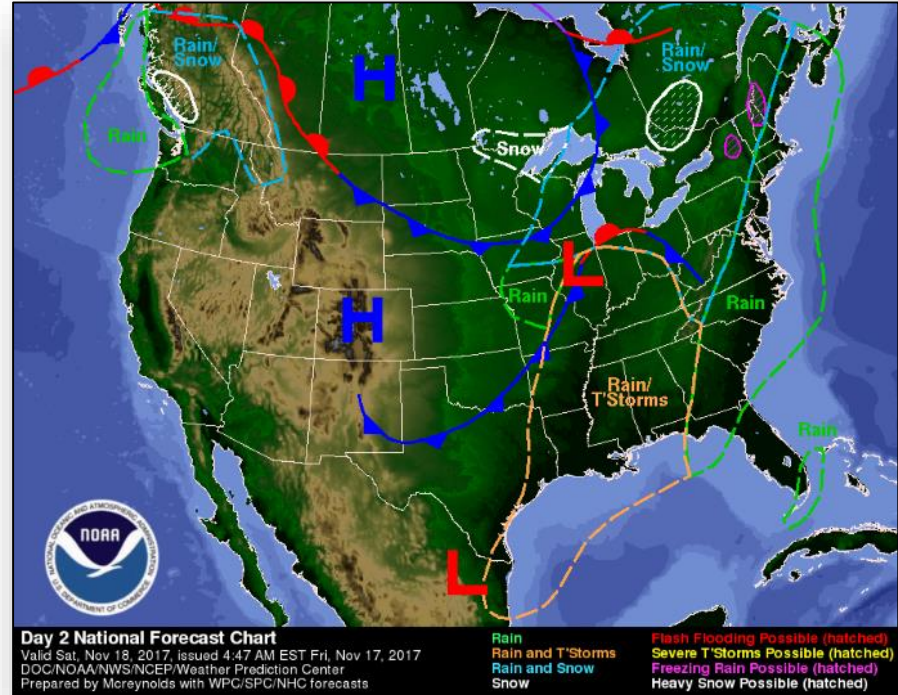
National Weather Forecast



FEMA



Today

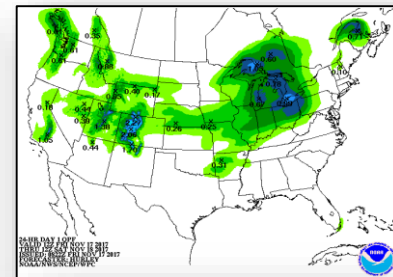
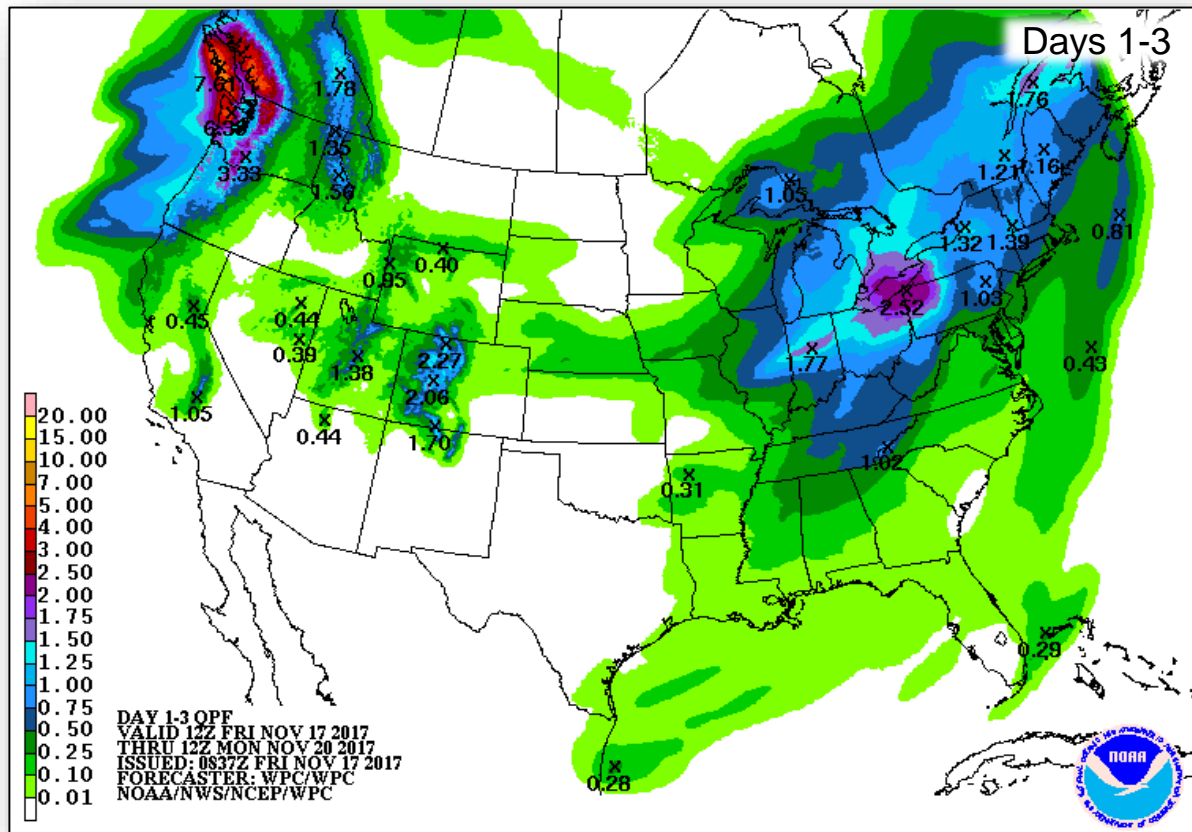


Tomorrow

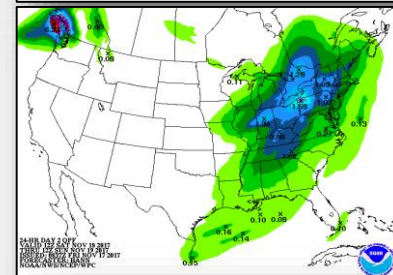
Precipitation Forecast



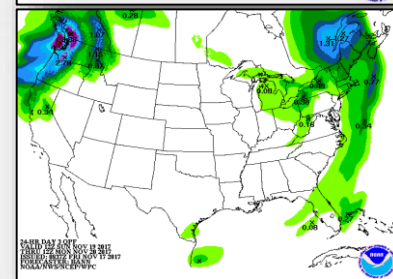
FEMA



Day 1

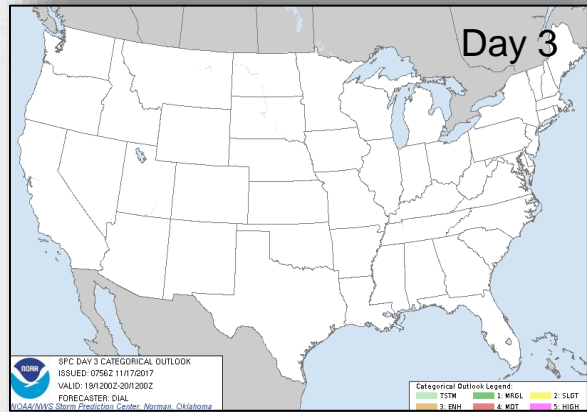
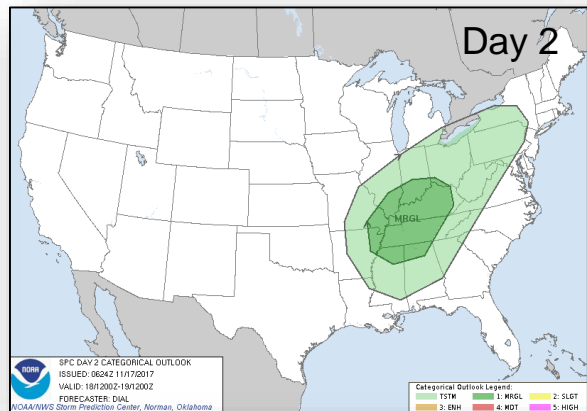
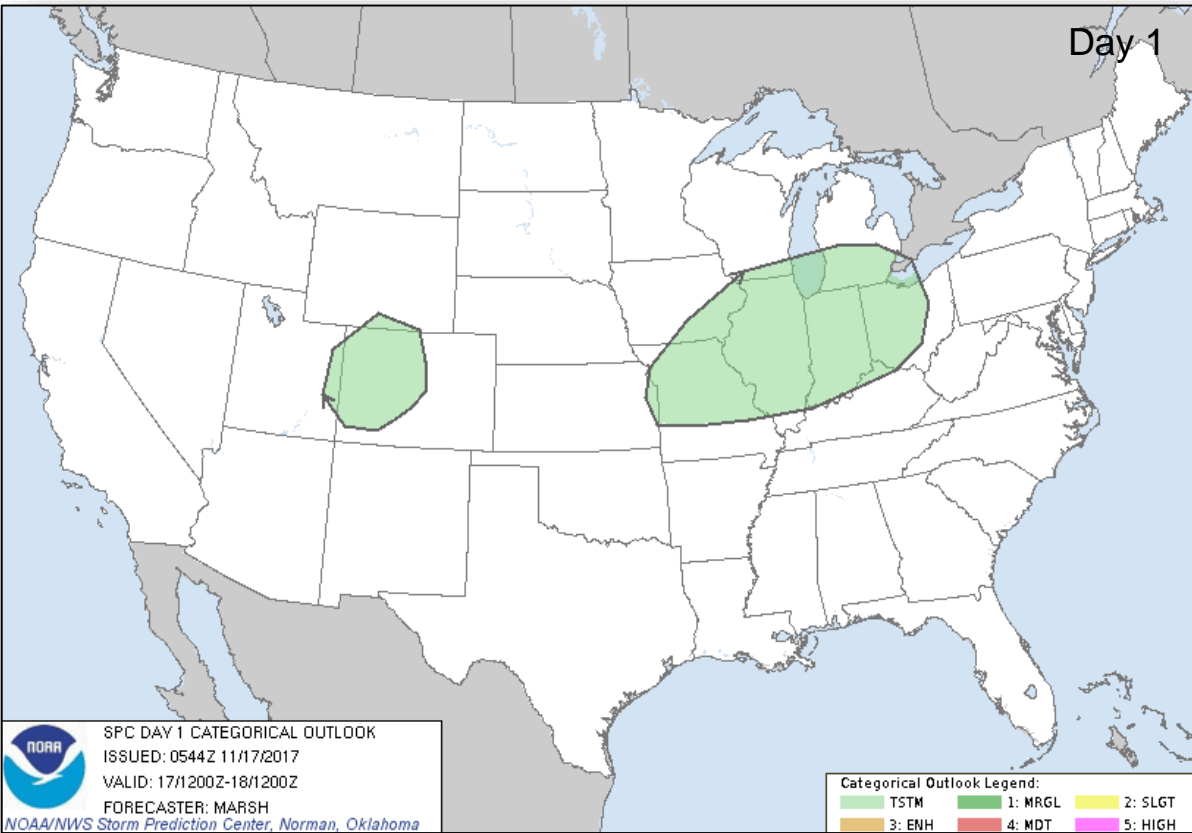


Day 2



Day 3

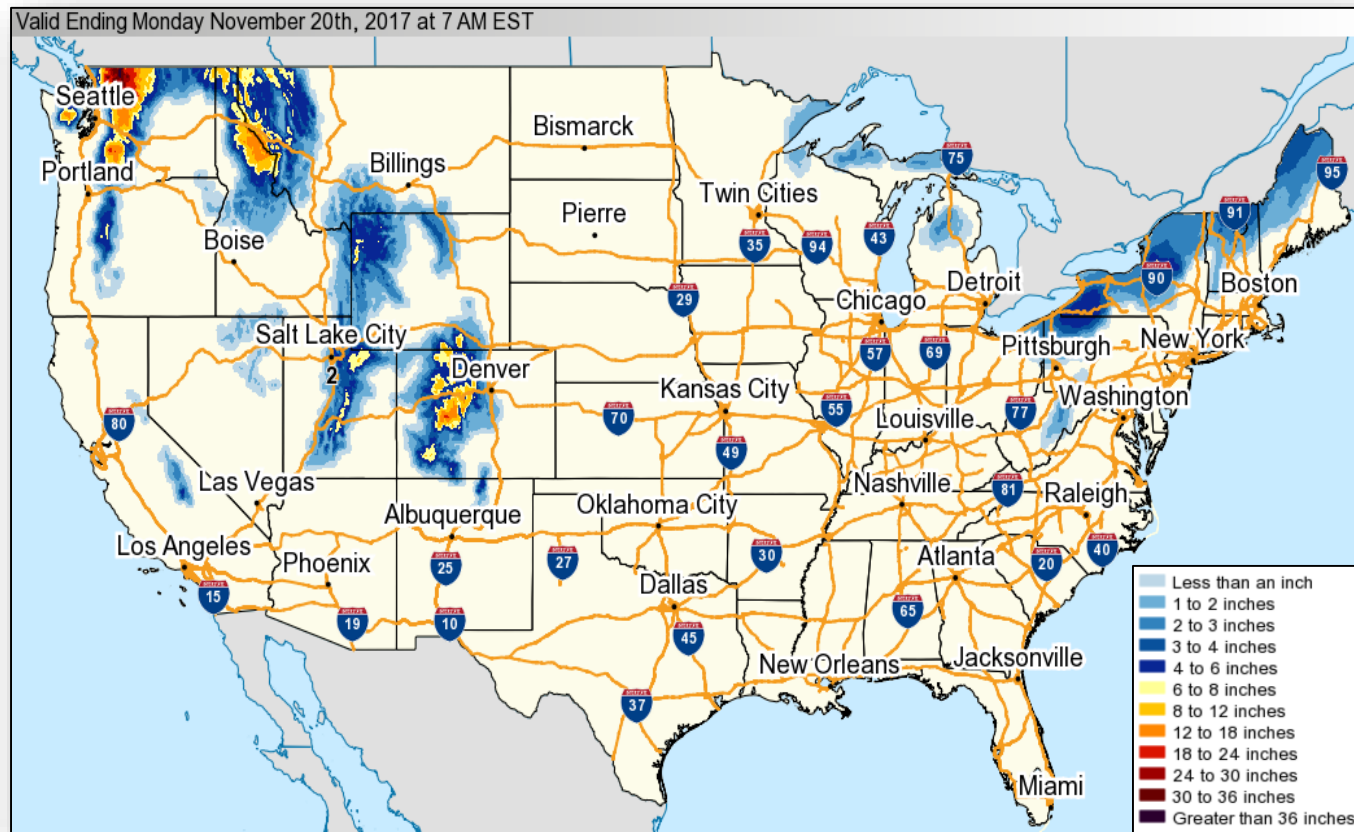
Severe Weather Outlook – Days 1-3



Forecast Snowfall



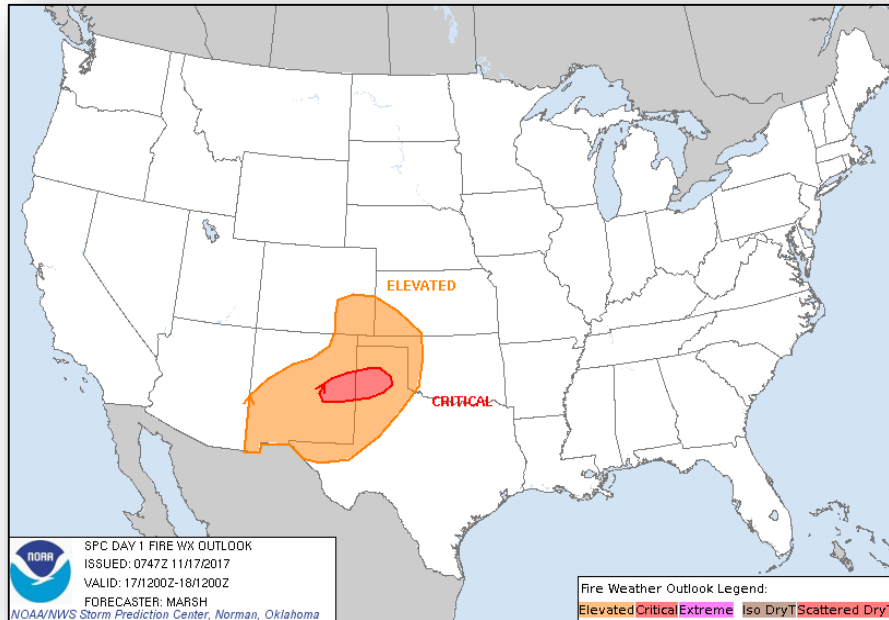
FEMA



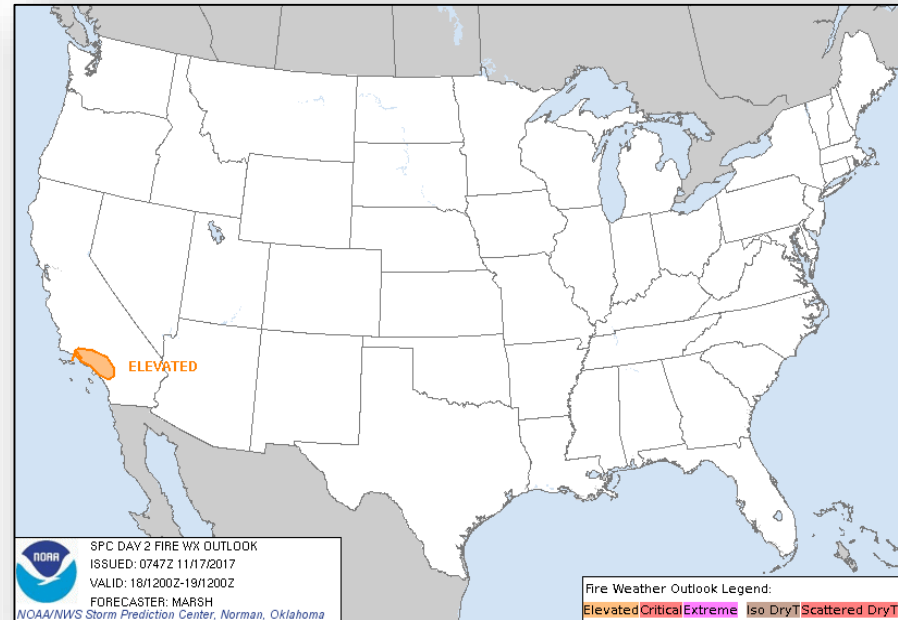
Fire Weather Outlook



FEMA



Today

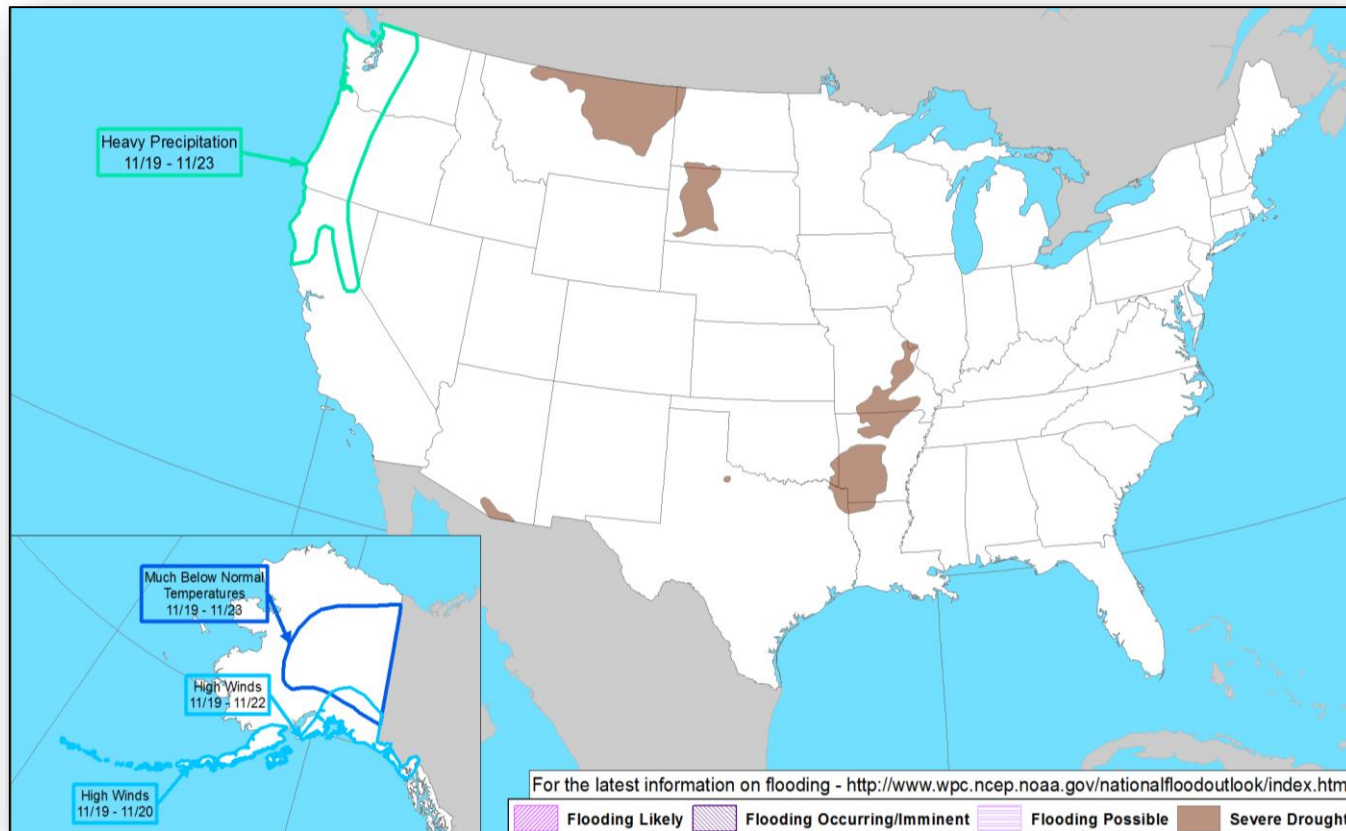


Tomorrow

Hazards Outlook – November 19-23



FEMA



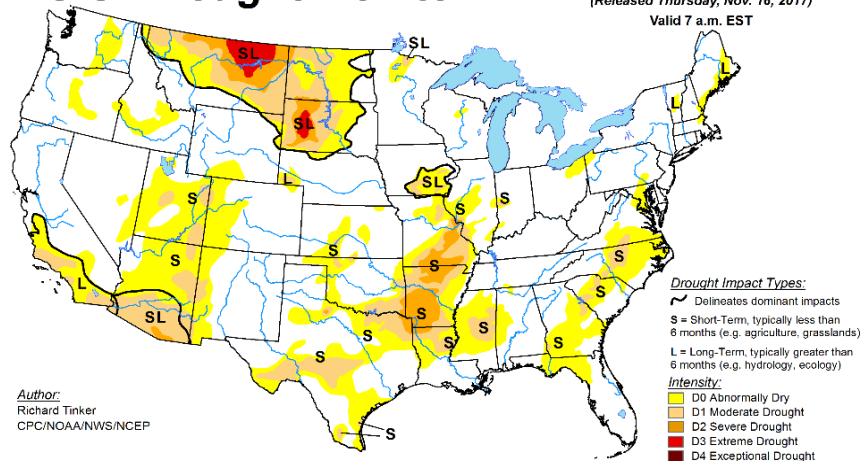
U.S. Drought Monitor




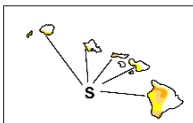
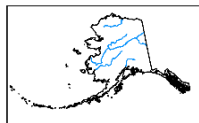
FEMA

U.S. Drought Monitor

November 14, 2017
(Released Thursday, Nov. 16, 2017)
Valid 7 a.m. EST

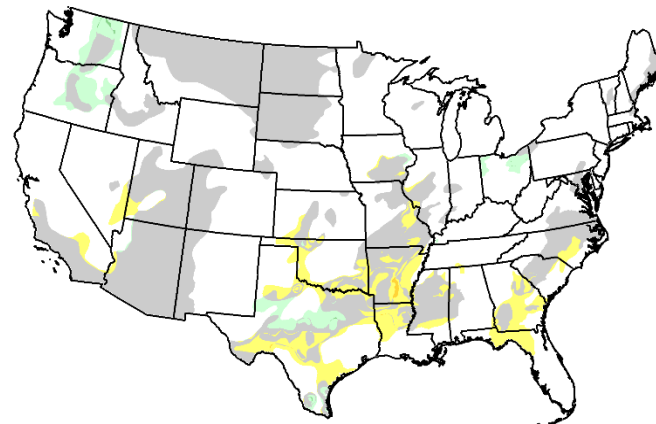


Author:
Richard Tinker
CPC/NOAA/NWS/NCEP



<http://droughtmonitor.unl.edu/>

U.S. Drought Monitor Class Change - CONUS 1 Week



November 14, 2017
compared to
November 7, 2017

<http://droughtmonitor.unl.edu>



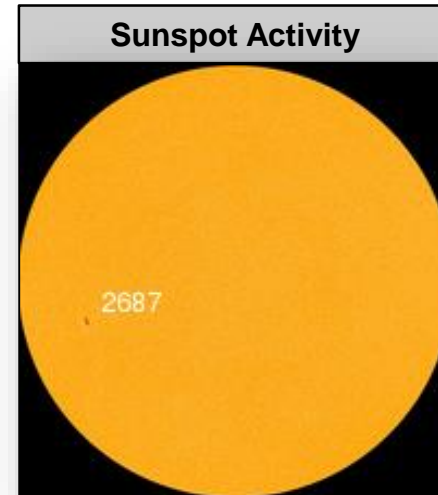

- 5 Class Degradation
- 4 Class Degradation
- 3 Class Degradation
- 2 Class Degradation
- 1 Class Degradation
- No Change
- 1 Class Improvement
- 2 Class Improvement
- 3 Class Improvement
- 4 Class Improvement
- 5 Class Improvement

Space Weather



FEMA

	Space Weather Activity	Geomagnetic Storms	Solar Radiation	Radio Blackouts
Past 24 Hours	None	None	None	None
Next 24 Hours	None	None	None	None
For further information on NOAA Space Weather Scales refer to http://www.swpc.noaa.gov/noaa-scales-explanation				



Joint Preliminary Damage Assessments



FEMA

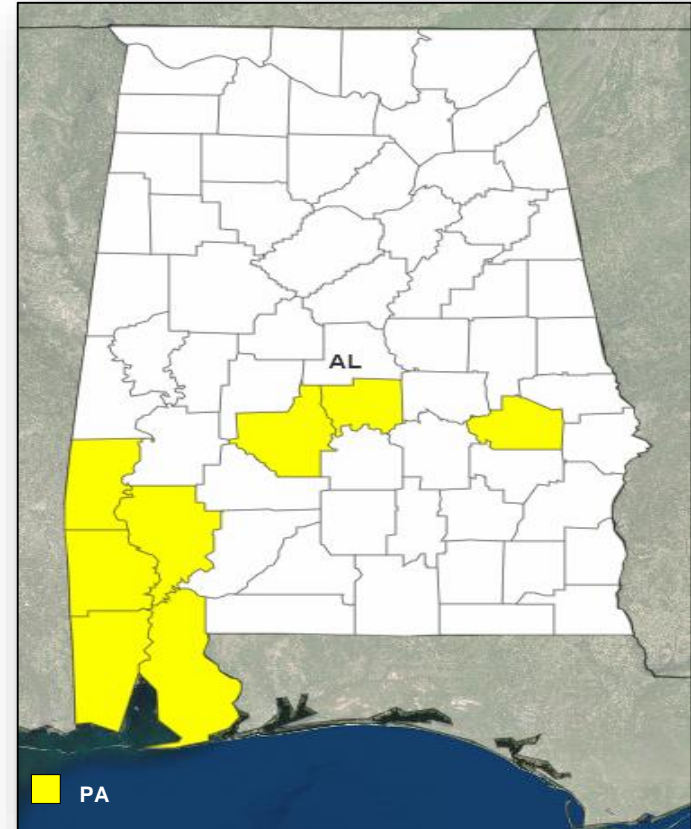
Region	State / Location	Event	IA/PA	Number of Counties		Start – End
				Requested	Completed	
I	VT	Severe Storms October 29-30, 2017	IA	0	0	N/A
			PA	10	0	11/8 – TBD
	NH	Severe Storms October 29-30, 2017	IA	0	0	N/A
			PA	10	0	11/6 – TBD
	ME	Severe Storms October 29-30, 2017	IA	0	0	N/A
			PA	14	0	11/15 – TBD
VI	Pueblo of Acoma Tribe (NM)	Flooding October 3, 2017	IA	0	0	N/A
			PA	1	0	11/14 – TBD
X	AK	Severe Sea Storms September 28-30, 2017	IA	0	0	N/A
			PA	1	0	11/13 – TBD

Declaration Approved



FEMA-4349-DR-AL

- Major Disaster Declaration approved November 16, 2017
- For Hurricane Nate that occurred during the period of October 6-10, 2017
- Provides:
 - Public Assistance for 8 counties
 - Hazard Mitigation statewide
- FCO is Warren J. Riley



Disaster Requests & Declarations



FEMA

Declaration Requests in Process					Requests APPROVED (since last report)	Requests DENIED (since last report)
2	IA	PA	HM	Date Requested	1	0
NY – DR Severe Storms, Tornadoes, and Flooding	X	X	X	August 31, 2017		
MS – DR Hurricane Nate		X	X	October 27, 2017		
AL – DR Hurricane Nate		X	X	October 30, 2017	Declared November 16, 2017	

Readiness – Deployable Teams and Assets



FEMA

Resource	Force Strength	Available	Deployed	Other	Cadres with Less than 25%: DI 10% (13/123), EHP 11% (35/323), ER 22% (14/63), FM 22% (63/288), HR 22% (56/254), IT 15% (94/624), LOG 11% (128/1,166), NDRS 22% (44/197), PL 22% (95/432), SAF 13% (8/60), SEC 2% (2/97)
Total Workforce	11,419 ▲	2,810 ▲ 24%	6,839 ▲	1,770	
National IMATs* (0 Teams)	East 1: East 2: West:	Deployed Reconstituting Deployed			
Regional IMATs (0-3 Teams)	Assigned: Available: PMC / NMC: Deployed:	13 2 0 11			
US&R (>66%)	Assigned: Available: PMC / NMC: Deployed:	28 28 0 0			
MERS (>66%)	Assigned: Available: NMC: Deployed:	36 29 (-1) 0 7 (+1)			
FCO (≤1 Type I)	Assigned: Available: PMC / NMC: Deployed:	38 5 4 29			
FDRC (=2)	Assigned: Available: PMC / NMC: Deployed:	14 2 0 12			

As of 3:00 a.m. EST November 17, 2017

*B-2 Status: Assemble ≤ 2 hours, On Site ≤ 18 hours; B-48 Status: Assemble and deploy ≤ 48 hours; Charlie Status: No team assemble time requirement

FEMA Readiness – Activation Teams



Resource	Status	Total	Status	Activated Team	Activation Level	Activation Times	Reason/Comments
NWC		5	Steady State				
NRCC		2	Not Activated				
HLT		1	Activated				Hurricane Season
RWCs/MOCs		10	Steady State				
RRCCs		10	Not Activated				

Back-up Regions: V and VII



FEMA

FEMA's mission is to support our citizens and first responders to ensure that as a nation we work together to build, sustain, and improve our capability to prepare for, protect against, respond to, recover from, and mitigate all hazards.