

The Disaster Center is dedicated to the idea that disaster mitigation is cost effective and individuals pursuing their own interest are the greatest potential force for disaster reduction.

Please consider making a small donation to the Disaster Center



When disaster mitigation is cost effective, we are on the road to bringing disasters to an end.



FEMA

Daily Operations Briefing

Wednesday, November 22, 2017

8:30 a.m. EST

Significant Activity – Nov 21-22



FEMA

Significant Events: None

Tropical Activity:

- Atlantic – No tropical cyclones expected next 48 hours
- Eastern Pacific – No tropical cyclones expected next 48 hours
- Central Pacific – No tropical cyclones expected next 48 hours
- Western Pacific – No activity affecting U.S. interests

Significant Weather:

- Heavy rainfall, Possible flash flooding: Pacific Northwest
- Freezing rain possible - ND
- Flash flooding possible – WA
- Space Weather:
 - Past 24 hours – None
 - Next 24 hours – None

Earthquake Activity: No significant activity

Declaration Activity: None

Tropical Outlook –5-Day



FEMA



Central Pacific



Eastern Pacific

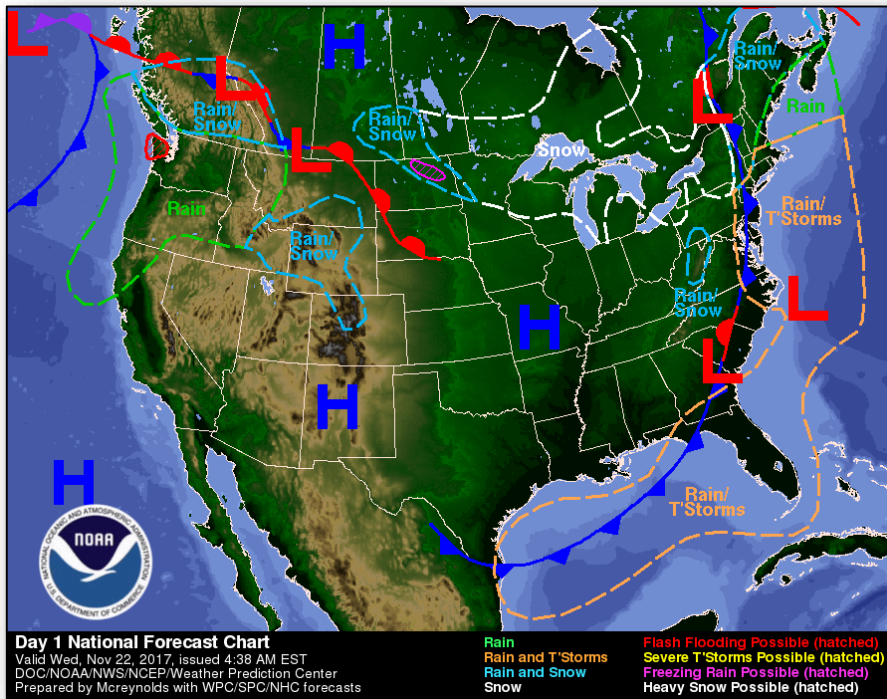


Atlantic

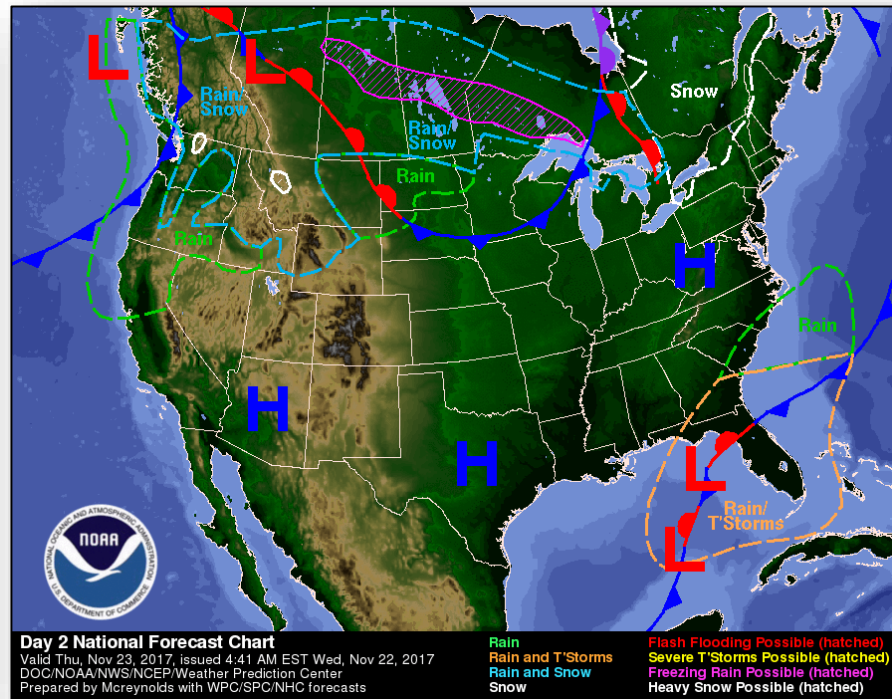
National Weather Forecast



FEMA



Today

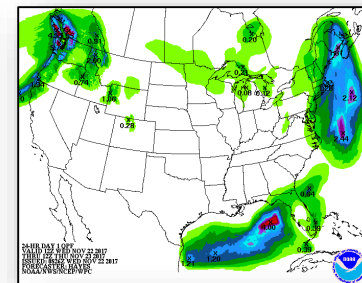
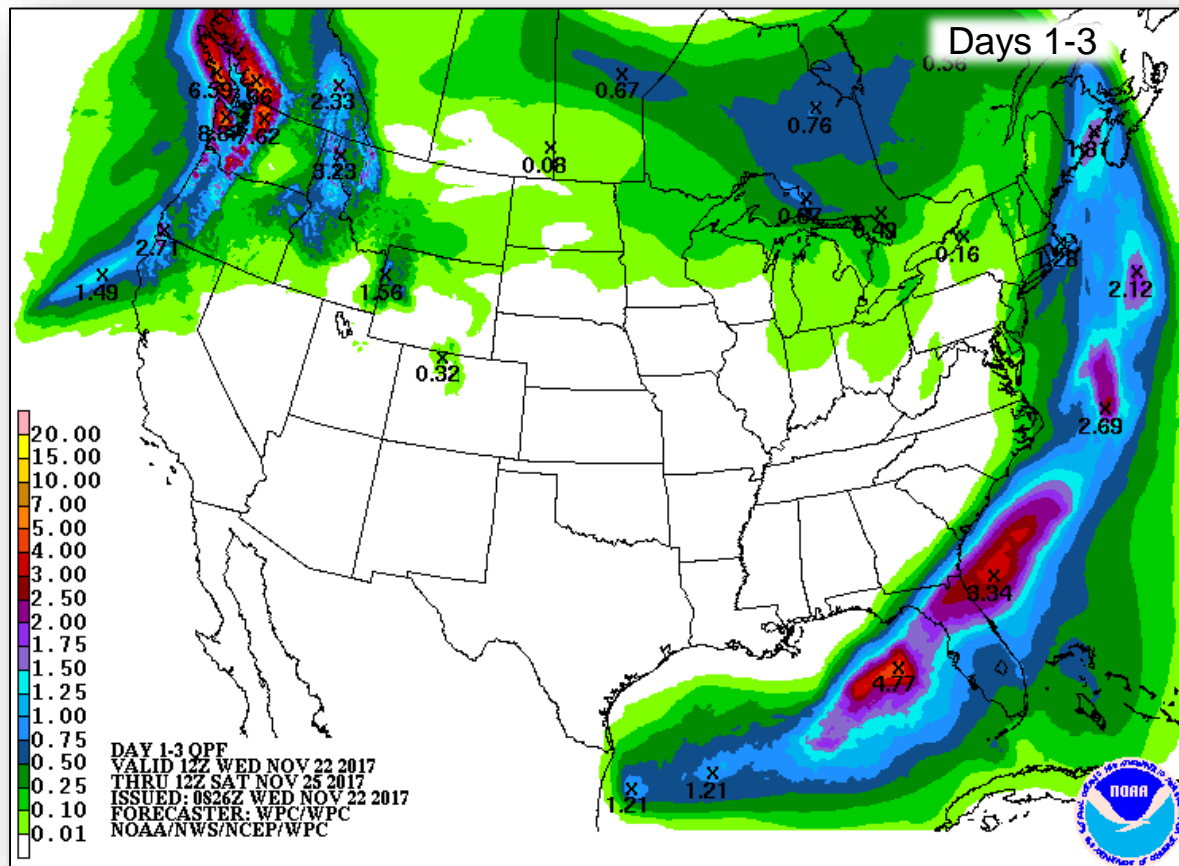


Tomorrow

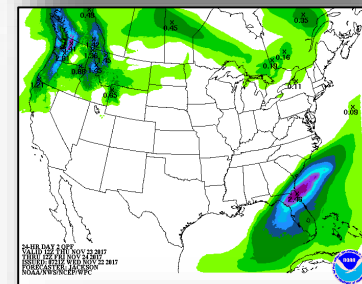
Precipitation Forecast



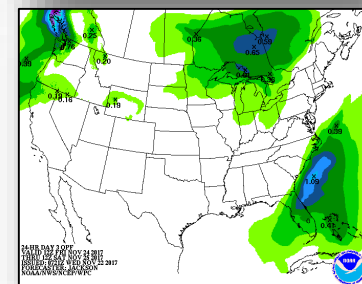
FEMA



Day 1



Day 2

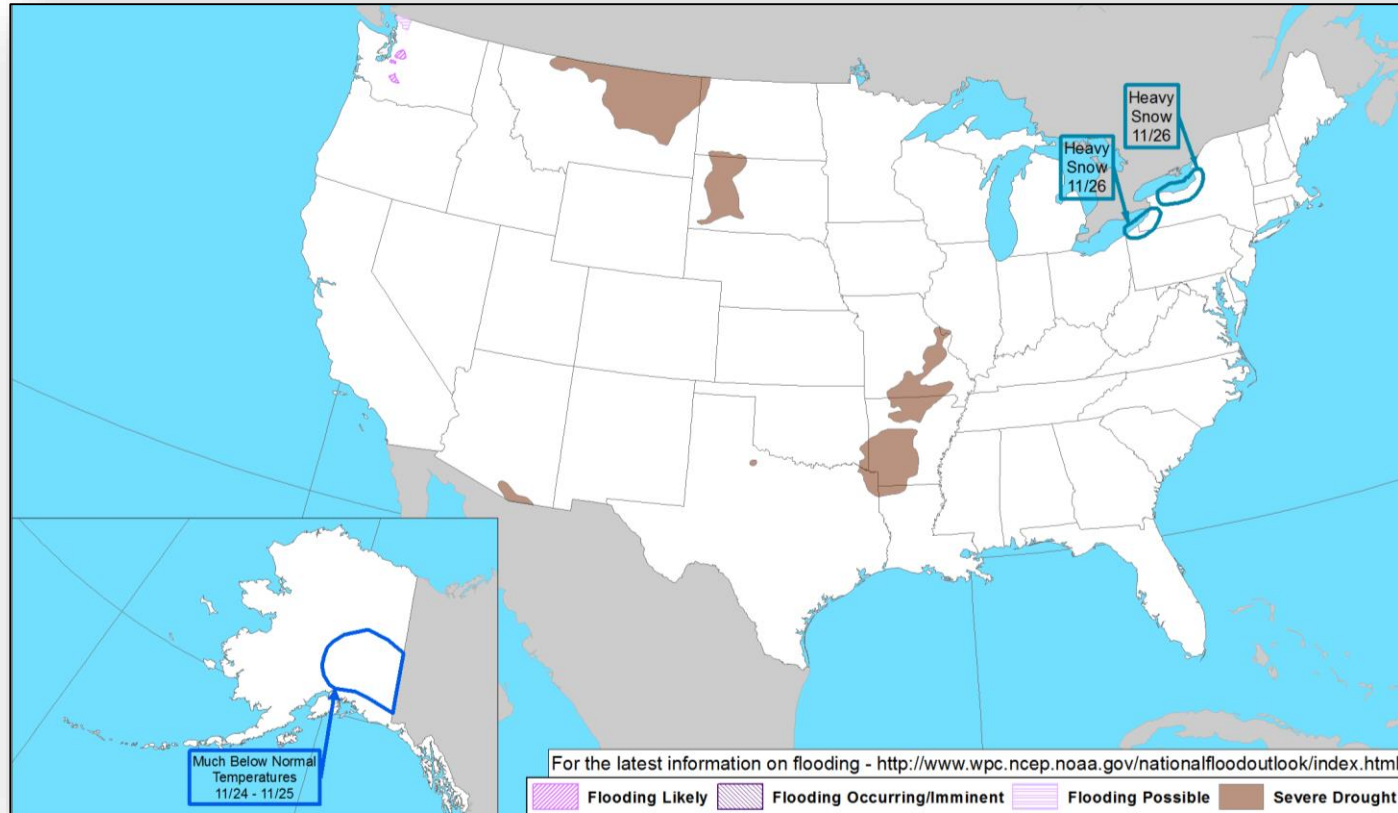


Day 3

Hazards Outlook – November 24-28



FEMA

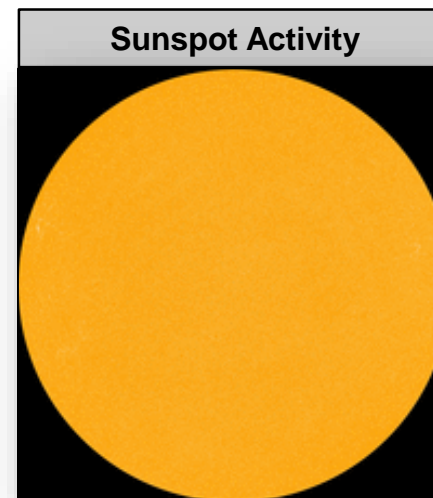



Space Weather



FEMA

	Space Weather Activity	Geomagnetic Storms	Solar Radiation	Radio Blackouts
Past 24 Hours	None	None	None	None
Next 24 Hours	None	None	None	None
For further information on NOAA Space Weather Scales refer to http://www.swpc.noaa.gov/noaa-scales-explanation				



Joint Preliminary Damage Assessments



FEMA

Region	State / Location	Event	IA/PA	Number of Counties		Start – End
				Requested	Completed	
I	VT	Severe Storms October 29-30, 2017	IA	0	0	N/A
			PA	10	0	11/8 – TBD
	NH	Severe Storms October 29-30, 2017	IA	0	0	N/A
			PA	10	0	11/6 – TBD
	ME	Severe Storms October 29-30, 2017	IA	0	0	N/A
			PA	14	0	11/15 – TBD

Disaster Requests & Declarations



FEMA

Declaration Requests in Process					Requests APPROVED (since last report)	Requests DENIED (since last report)
2	IA	PA	HM	Date Requested	0	0
NY – DR Severe Storms, Tornadoes, and Flooding	X	X	X	August 31, 2017		
MS – DR Hurricane Nate		X	X	October 27, 2017		

Readiness – Deployable Teams and Assets



FEMA

Resource	Force Strength	Available	Deployed	Other	Cadres with Less than 25%: DI 13% (16/123), EHP 13% (43/323), ER 23% (15/63), FM 23% (66/288), HM 24% (235/974), IT 17% (100/624), LOG 15% (181/1,192), PA-NEW 22% (329/1,484), SAF 20% (13/60), SEC 3% (3/97)
Total Workforce	11,433 ▲	3,170 ▲ 27%	6,409 ▼	1,854	
National IMATs* (0 Teams)	East 1: East 2: West:	Deployed Reconstituting Deployed			
Regional IMATs (0-3 Teams)	Assigned: Available: PMC / NMC: Deployed:	13 2 3 (+1) 8 (-1)			
US&R (>66%)	Assigned: Available: PMC / NMC: Deployed:	28 28 0 0			
MERS (>66%)	Assigned: Available: NMC: Deployed:	36 31 0 5			
FCO (≤1 Type I)	Assigned: Available: PMC / NMC: Deployed:	38 5 5 28			
FDRC (=2)	Assigned: Available: PMC / NMC: Deployed:	14 2 0 12	<div>As of 3:00 a.m. EST November 22, 2017</div>		

*B-2 Status: Assemble ≤ 2 hours, On Site ≤ 18 hours; B-48 Status: Assemble and deploy ≤ 48 hours; Charlie Status: No team assemble time requirement

FEMA Readiness – Activation Teams



FEMA

Resource	Status	Total	Status	Activated Team	Activation Level	Activation Times	Reason/Comments
NWC		5	Steady State				
NRCC		2	Not Activated				
HLT		1	Activated				Hurricane Season
RWCs/MOCs		10	Steady State				
RRCCs		10	Not Activated				

Back-up Regions: V and VII



FEMA

FEMA's mission is to support our citizens and first responders to ensure that as a nation we work together to build, sustain, and improve our capability to prepare for, protect against, respond to, recover from, and mitigate all hazards.