

The Disaster Center is dedicated to the idea that disaster mitigation is cost effective and individuals pursuing their own interest are the greatest potential force for disaster reduction.

Please consider making a small donation to the Disaster Center



When disaster mitigation is cost effective, we are on the road to bringing disasters to an end.



# **FEMA**

## **Daily Operations Briefing**

**Tuesday, November 28, 2017**

**8:30 a.m. EST**

# Significant Activity – Nov 27-28



FEMA

**Significant Events:** None

**Tropical Activity:**

- Atlantic – No tropical cyclones expected next 48 hours
- Eastern Pacific – No tropical cyclones expected next 48 hours
- Central Pacific – No tropical cyclones expected next 48 hours
- Western Pacific – No activity affecting U.S. interests

**Significant Weather:**

- Elevated fire weather areas - CA, NM, TX, OK, CO, KS, and NE
- Heavy rain and snow - Olympics and Washington Cascades
- Space Weather:
  - Past 24 hours – None
  - Next 24 hours – None

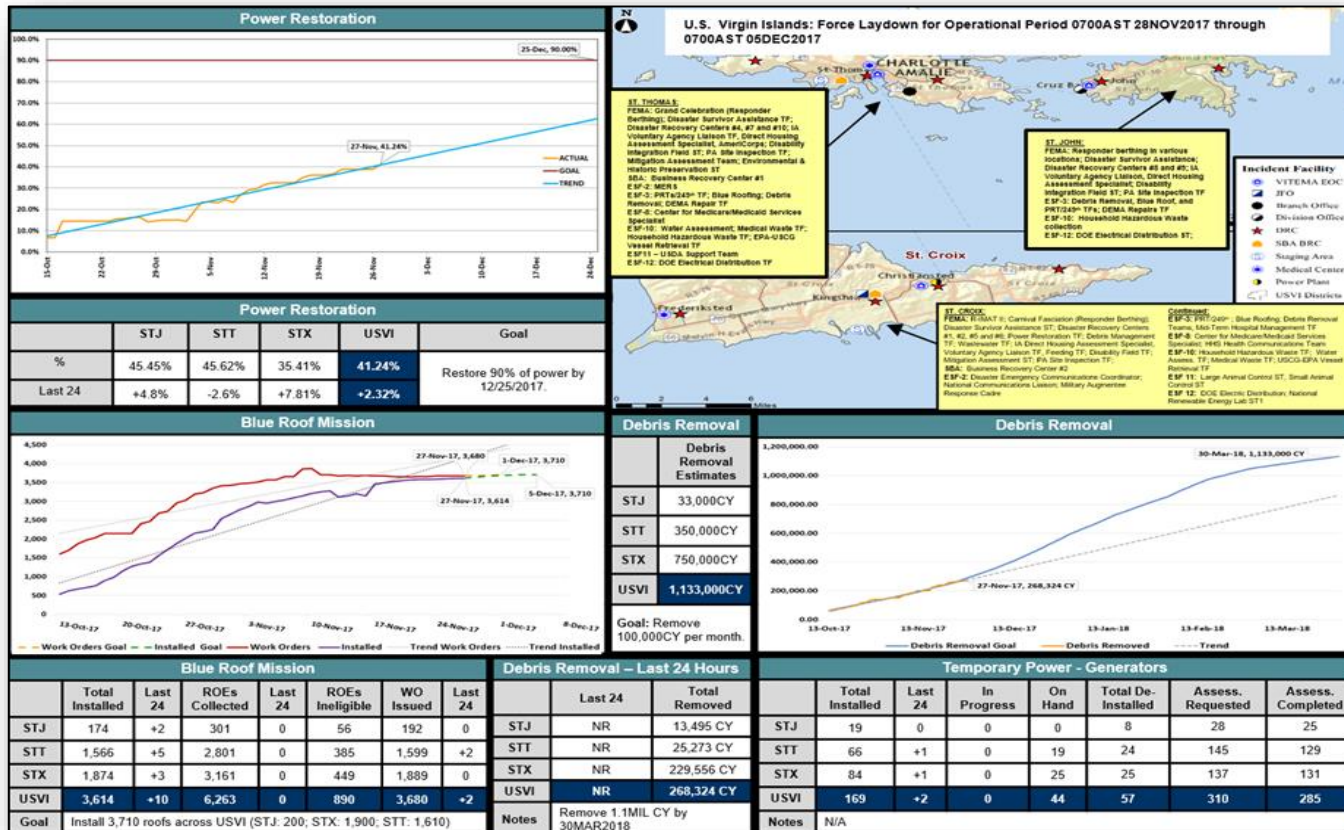
**Earthquake Activity:** No significant activity

**Declaration Activity:** None

# USVI – 4335-DR (Irma) / 4340-DR (Maria)

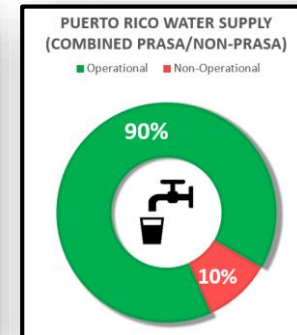
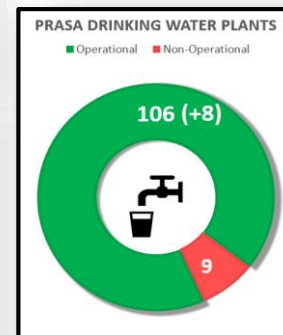
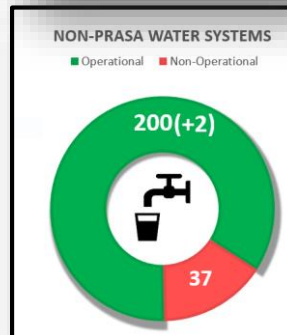
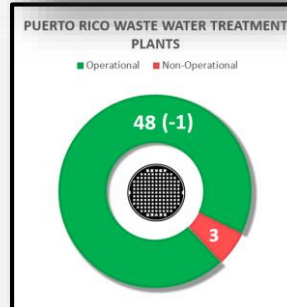
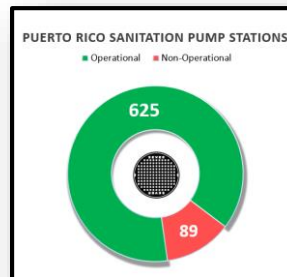


FEMA



## PR- High Risk Focus Areas

- Bridging from the sustained response to the initial recovery.
  - Emergency Support Functions (ESF) to Recovery Support Functions (RSF) transitions and conducting a series of briefings this week to discuss the transition metrics.



# FCO Priorities Update: 11/28/2017

(Updates In Blue)

## GENERATORS / TEMPORARY POWER

714 (+11) Total Installs

Region	Population	Installs	Installs in Progress	Remaining Assessments
Arecibo	96,440	98	2	0
Caguas	142,893	93	1	0
Fajardo	36,993	71	4	0
Humacao	58,466	61 (+1)	4	0
Mayagüez	89,080	62	2	0
Ponce	166,327	82 (+1)	6 (-1)	0
San Juan Metro	381,931	167 (+1)	7	0

(Individual Regions Updated from USACE ESF-3 MMR 11/27/2017, 1800)

## BLUE ROOF

13,702 (+320) Total Installs

Branch	ROEs	Assessments	Installs
Branch I	8,937	8,937	1,008
Branch II	16,696	15,829	4,032
Branch III	23,299	22,830	7,288
Branch IV	12,586	12,008	1,370

Blue Roof Residential Totals as of 11/26/2017



## DEBRIS REMOVAL

Collected 574,127 CY of Debris (+29,675)

- To date have received 53 RRF's and 46 ROE's
- Debris removal operations are ongoing in 31 municipalities as of 11/26/2017.
- 25 municipalities have indicated they will be performing their own debris removal and do not require assistance from USACE.

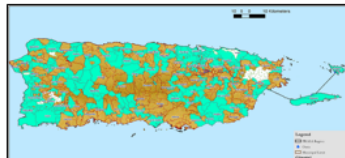
(Debris removal number is C&D only, vegetation removal not included)

(ESF 3 Dashboard 11/27/2017, 1730)

(Debris Action Plan 11/27/2017, 1730)

## WATER AND WASTE WATER

1,297,467 (90.76%) Customers



- Drinking Water Filtration plants: 104 (+7) out of 114 (91%) are operative.
- Wastewater Treatment Plants: 47 (-2) out of 51 (92%) are operative.
- Non-PRASA Community Water Systems: 197 out of 237 are operating.

(PA SITREP 11/27/2017, 0930)

## FOOD & WATER

36,179,363 Meals / 45,847,416 Liters of Water on Island

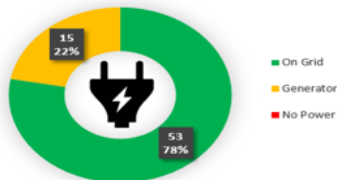
Anticipated commodities deliveries in the next 24 hours include 22 Truckloads of bottled water (341,100 Liters) and 14 Truckloads of food (298,368 meals).

(FEMA Logistics as of 11/27/2017, 1900)

## HEALTHCARE

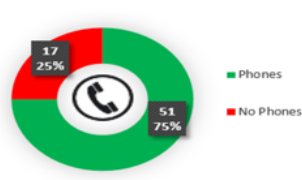
### Hospital Power Status

26NOV17 1600 AST



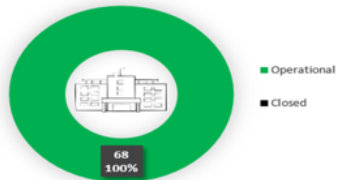
### Hospital Phone Status

25NOV17 1600 AST



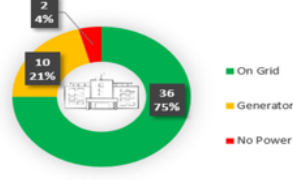
### Hospital Operating Status

26NOV17 1600 AST



### Dialysis Operating Status

26NOV17 1600 AST



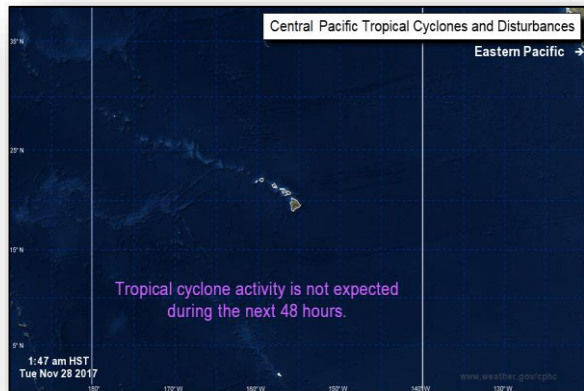
(PRDOH Data Package 11/26/2017, 1800)



# Tropical Outlook – 48 Hours



FEMA



***Central Pacific***



***Eastern Pacific***

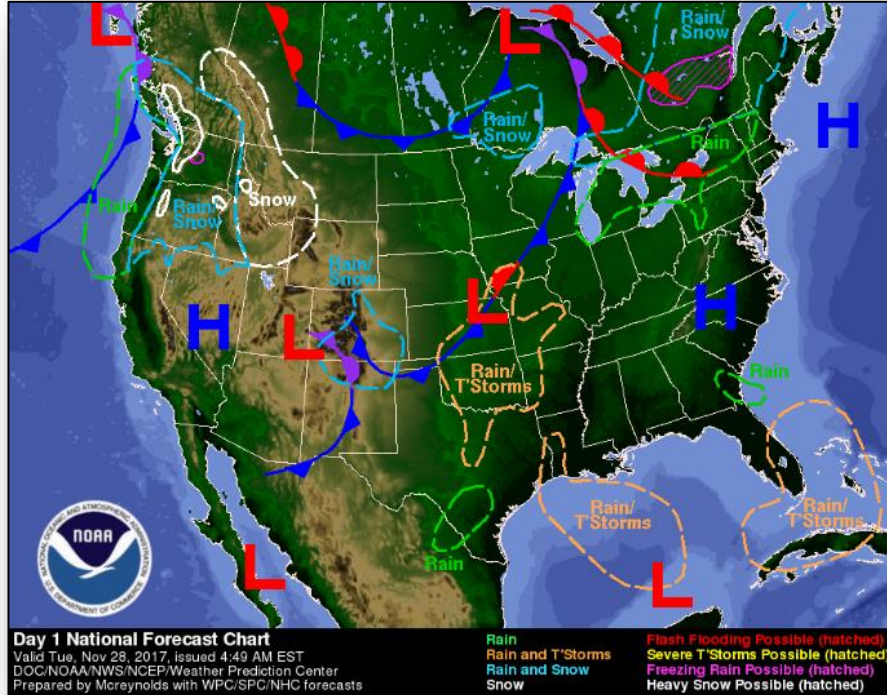


***Atlantic***

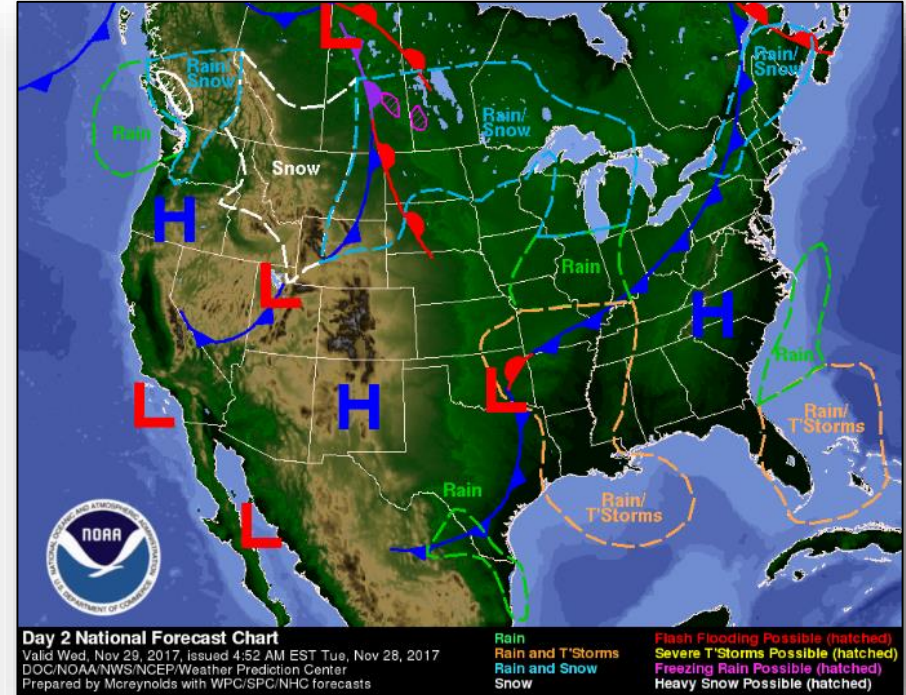
# National Weather Forecast



FEMA



*Today*



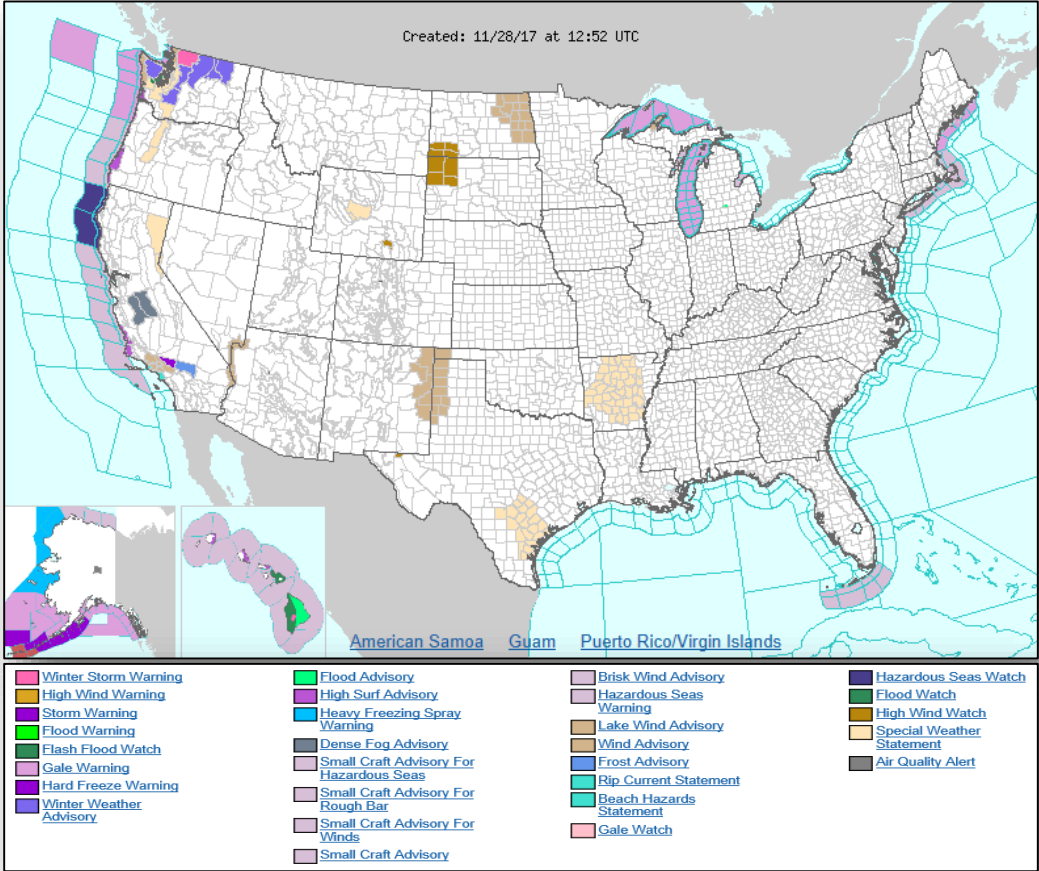
*Tomorrow*



# Active Watches and Warnings



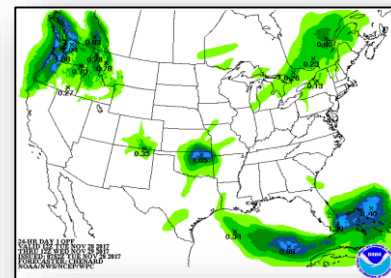
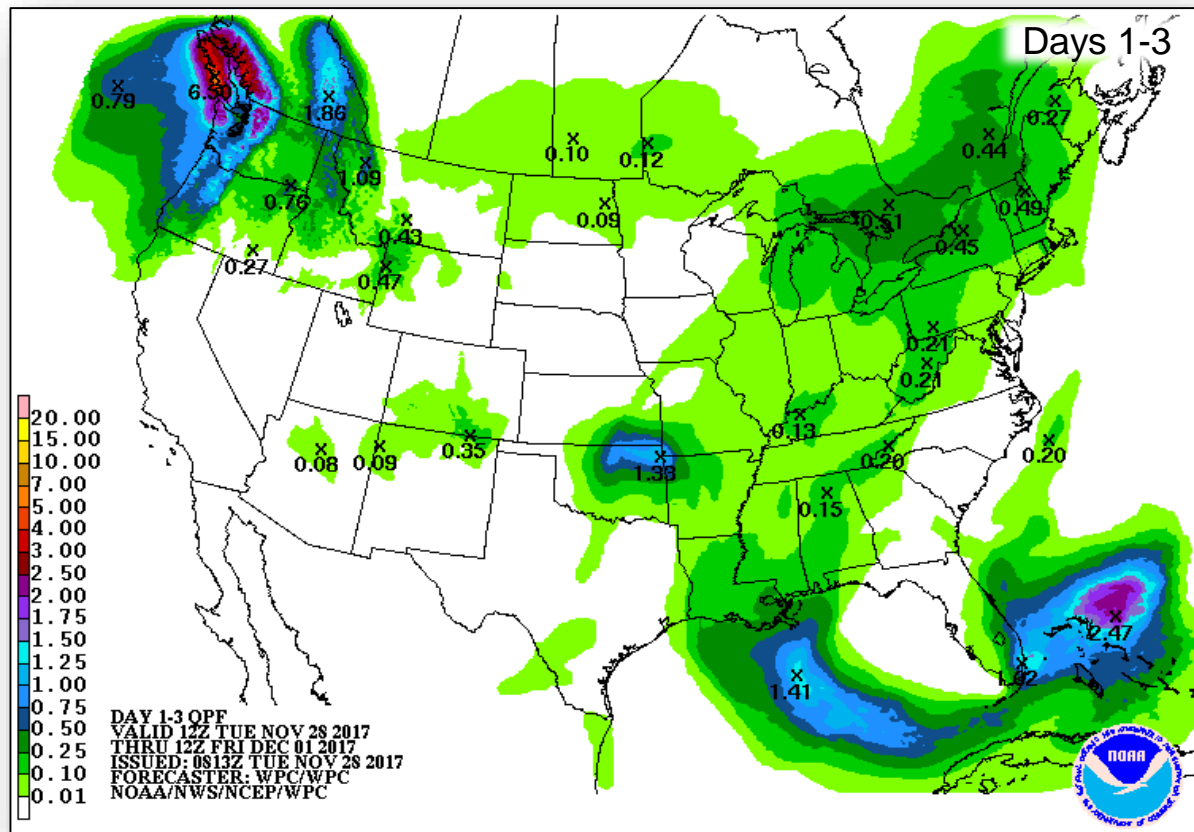
FEMA



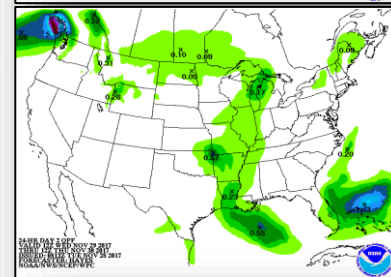
# Precipitation Forecast



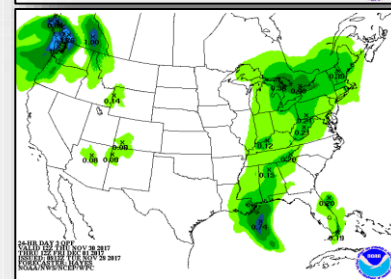
FEMA



Day 1



Day 2

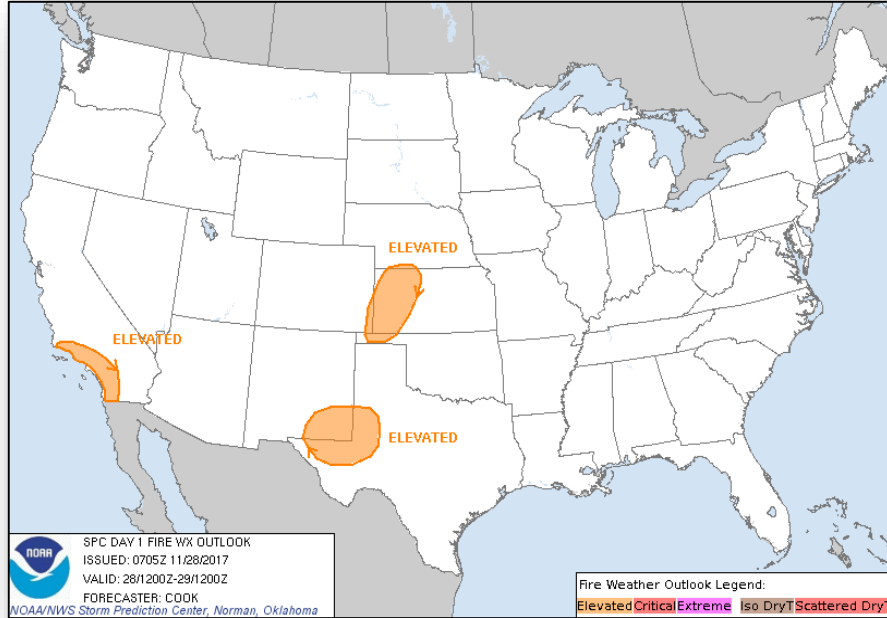


Day 3

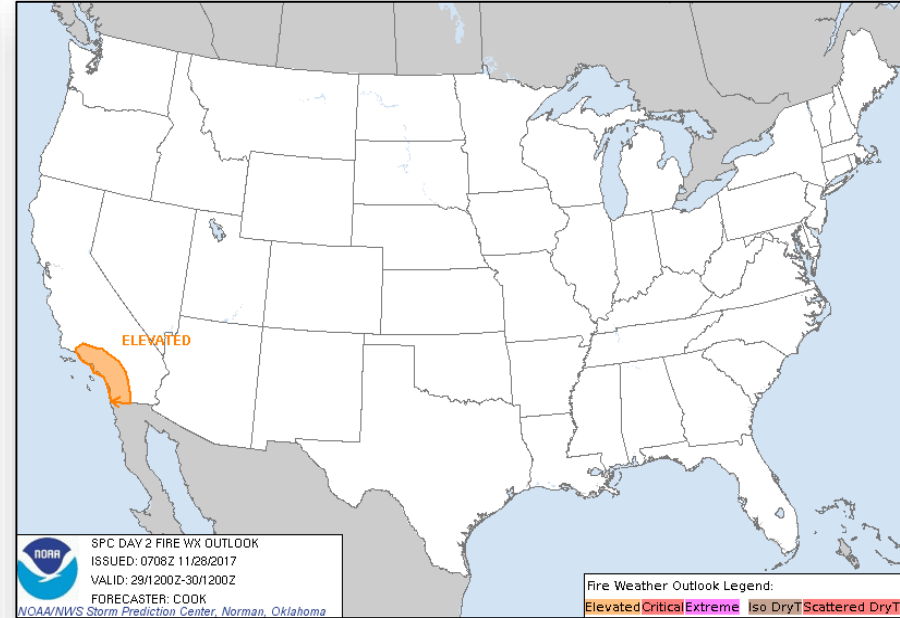
# Fire Weather Outlook



FEMA



*Today*

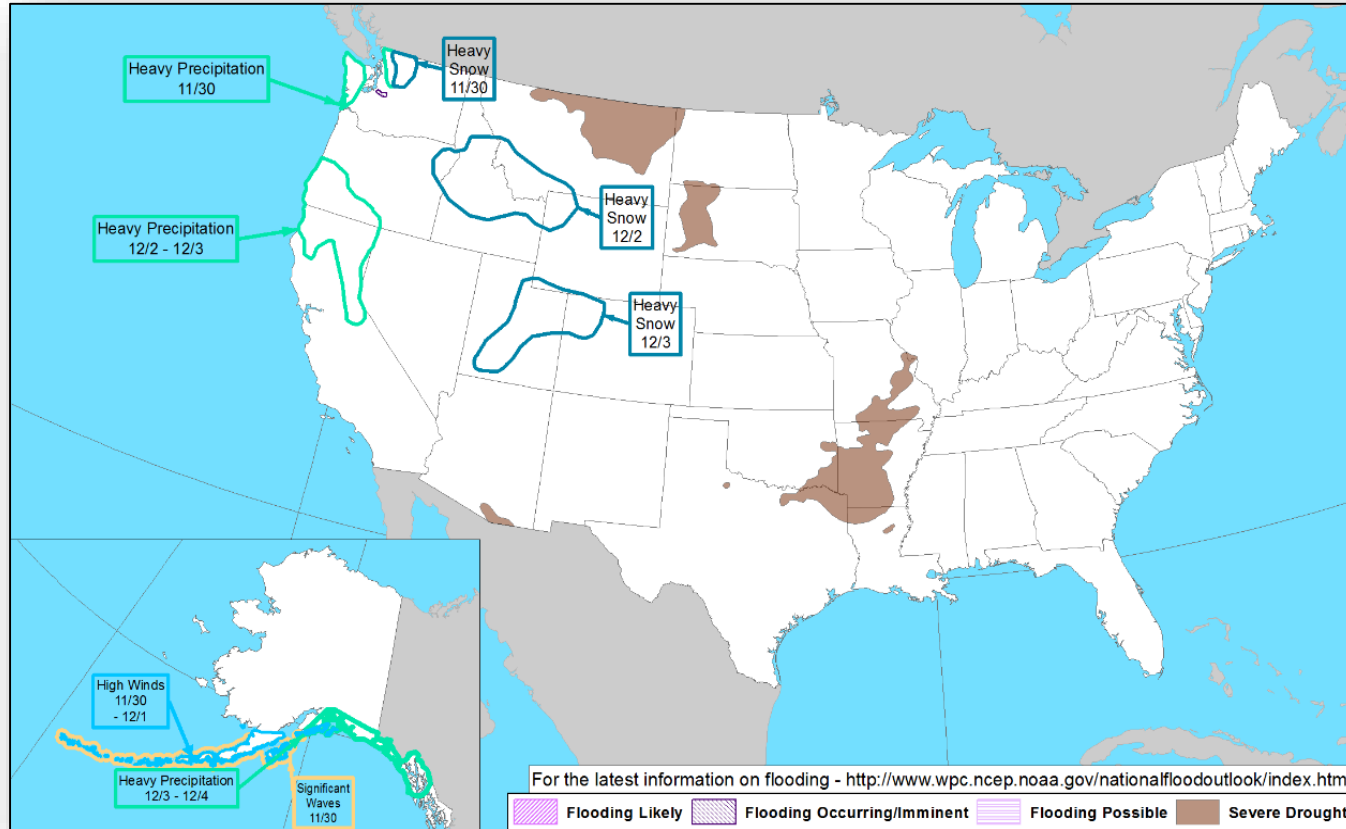


*Tomorrow*

# Hazards Outlook – Nov 30 - Dec 4



FEMA





# Joint Preliminary Damage Assessments

Region	State / Location	Event	IA/PA	Number of Counties		Start – End
				Requested	Completed	
I	ME	Severe Storms October 29-30, 2017	IA	0	0	N/A
			PA	14	9	11/15 – TBD



# Disaster Requests & Declarations



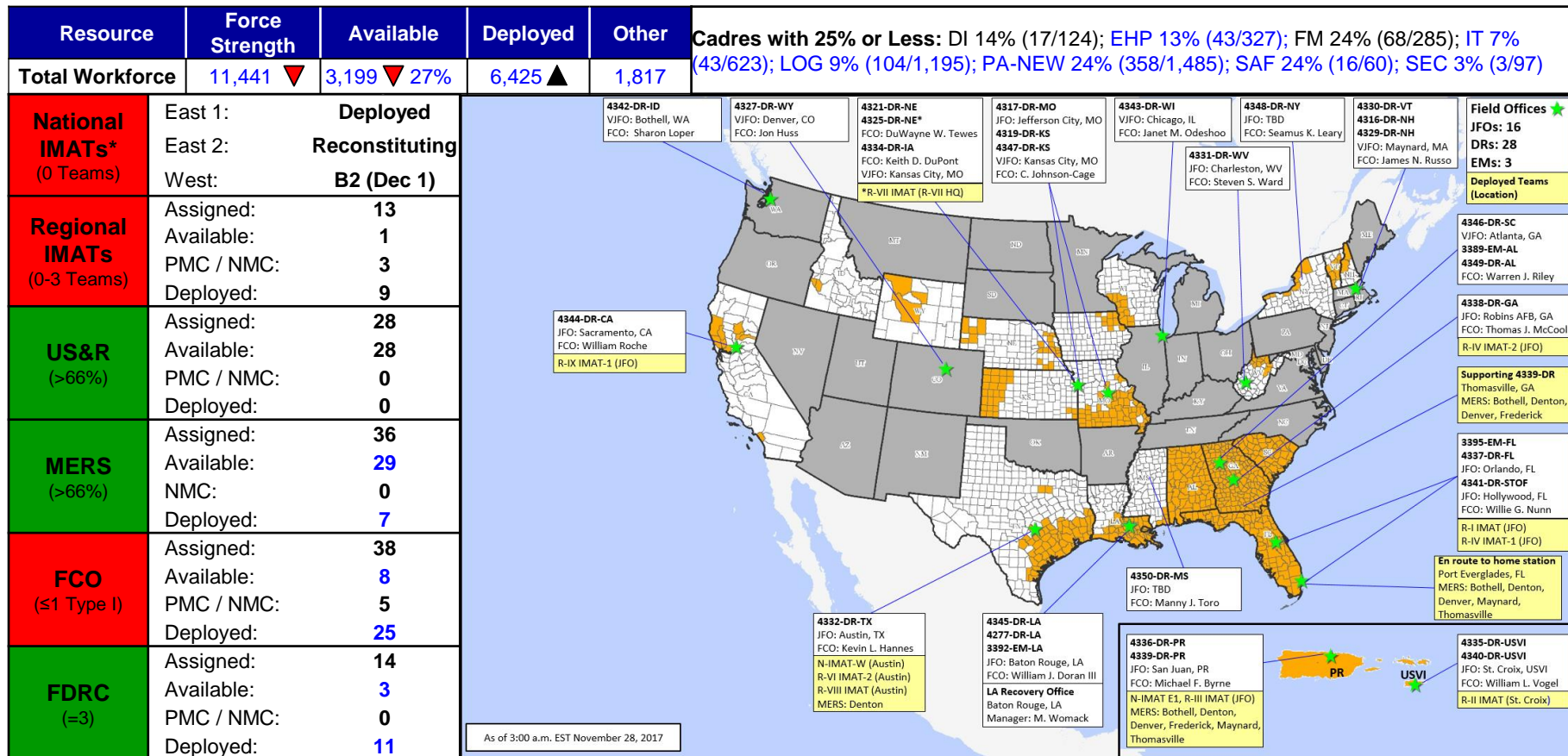
**FEMA**

Declaration Requests in Process					Requests APPROVED (since last report)	Requests DENIED (since last report)
1	IA	PA	HM	Date Requested	0	0
NY – DR Severe Storms, Tornadoes, and Flooding	X	X	X	August 31, 2017		

# Readiness – Deployable Teams and Assets



FEMA



\*B-2 Status: Assemble ≤ 2 hours, On Site ≤ 18 hours; B-48 Status: Assemble and deploy ≤ 48 hours; Charlie Status: No team assemble time requirement

# FEMA Readiness – Activation Teams



**FEMA**

Resource	Status	Total	Status	Activated Team	Activation Level	Activation Times	Reason/Comments
NWC		5	Steady State				
NRCC		2	Not Activated				
HLT		1	Activated				Hurricane Season
RWCs/MOCs		10	Steady State				
RRCCs		10	Not Activated				

Back-up Regions: V, X, and VIII

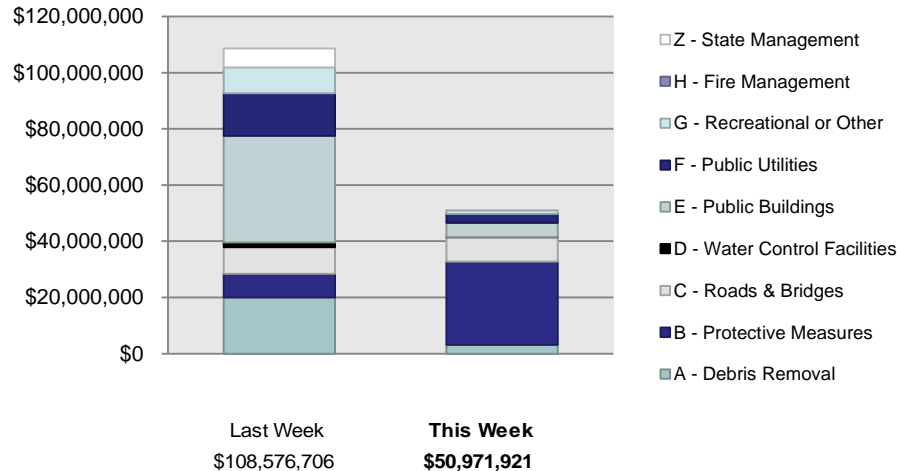
# Public Assistance Grant Program



FEMA

PA Project Worksheets Obligated in past week, as of 11/27/17 at 1500 EDT										
PA Category	Emergency Work		Permanent Work					H - Fire Management	Z - State Management	Total
	A - Debris Removal	B - Protective Measures	C - Roads & Bridges	D - Water Control Facilities	E - Public Buildings	F - Public Utilities	G - Recreational or Other			
Number Of PWs Obligated	30	58	70	5	14	15	20	0	0	212
Federal Share Obligated	\$3,112,416.31	\$29,625,666.56	\$8,649,451.09	\$109,892.98	\$5,013,448.16	\$3,272,111.55	\$1,188,934.00	\$0.00	\$0.00	\$50,971,920.65

## Public Assistance Obligated per Category In the Past 2 Weeks – 11/13/2017 through 11/27/2017



## This weeks PA Highlights

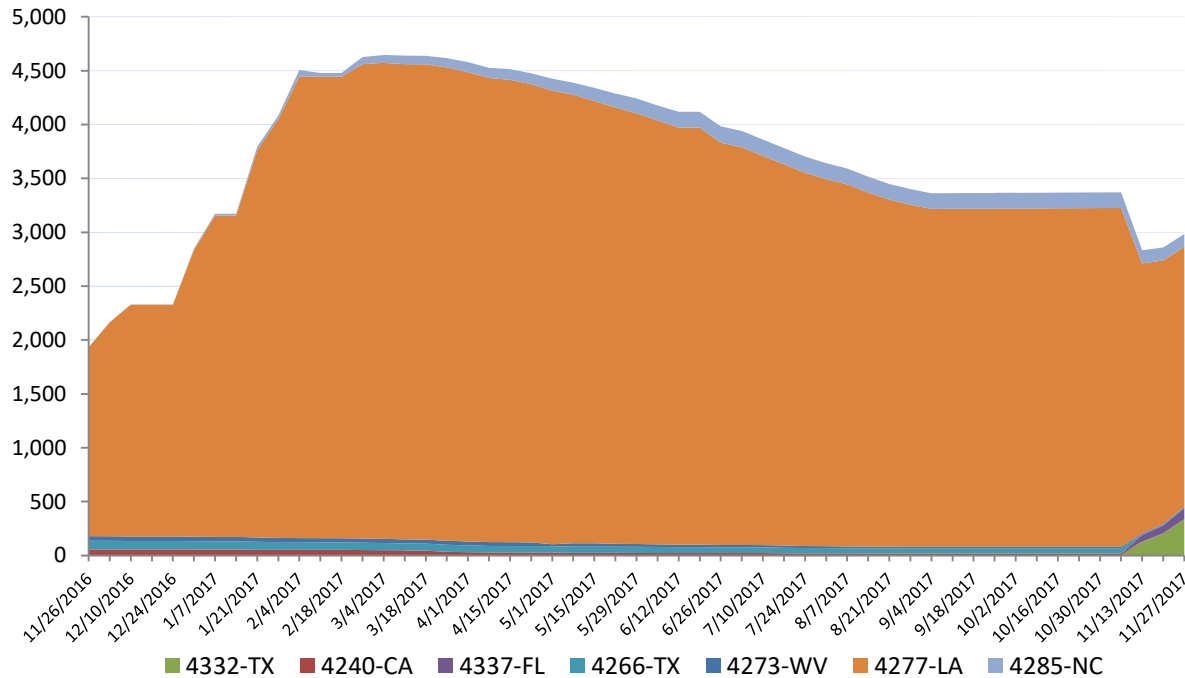
- \$18 Million was obligated to Protective Measures for the Puerto Rico Department of Housing
- \$7 Million was obligated to Protective Measures for the state of Texas.

# Direct Housing

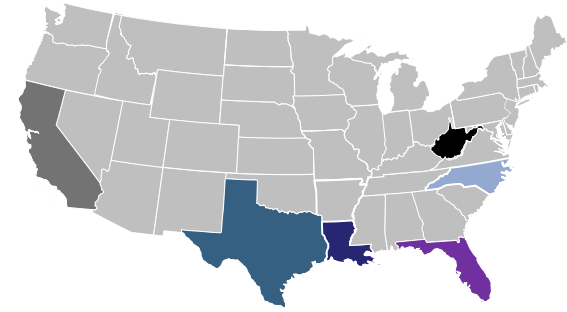


FEMA

**Total Households in FEMA Direct Housing per State**  
Past Year per Week, 11/26/2016 – 11/27/2017, There are currently **2,984** Households  
Occupying **2,984** Temporary Units



DR	IA Declaration Date	Program End Date	Current # of Households in Direct Housing (Weekly Change)
4240-CA	9/22/2015	3/22/2017	0 (-2)
4266 -TX	3/19/2016	9/19/2017	5 (0)
4273-WV	6/25/2016	12/26/2017	8 (0)
4277-LA	8/14/2016	2/14/2018	2412 (-36)
4285-NC	10/10/2016	4/10/2018	119 (-1)
4332-TX	8/25/2017	2/25/2018	338 (+134)
4337-FL	9/10/2017	3/10/2018	102 (+30)



States with Currently Occupied Units



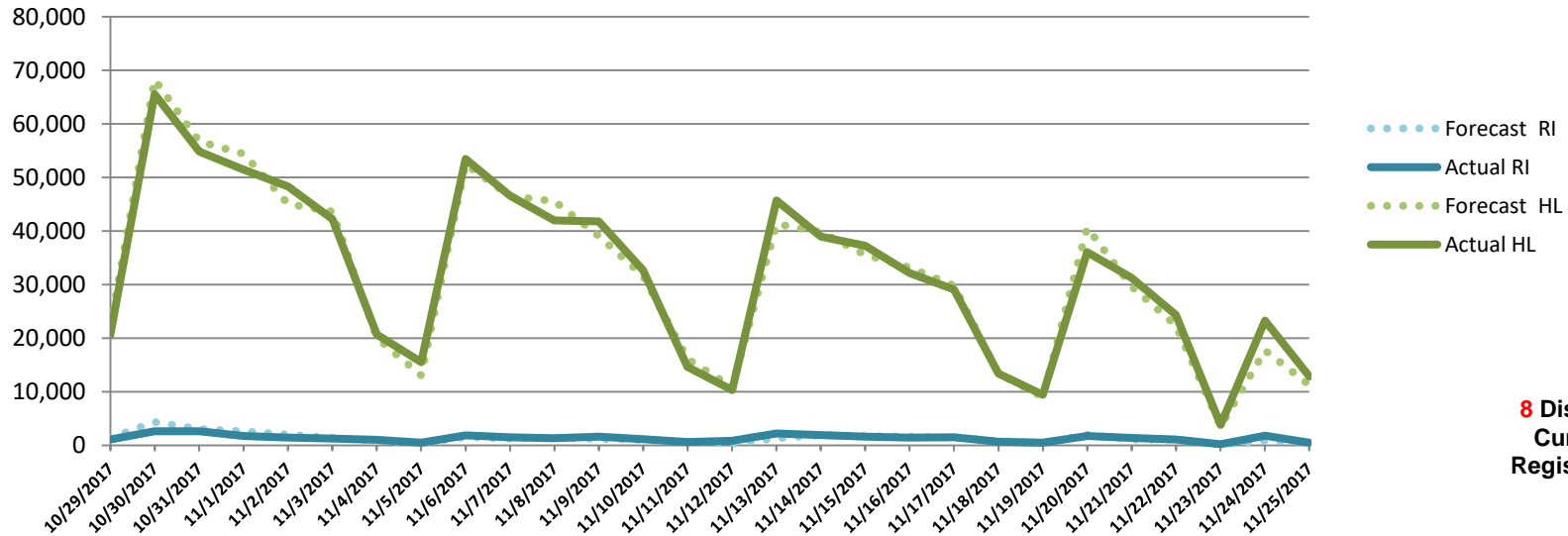
# NPSC Call Activity



FEMA

NPSC Call Activity in the Past Week 11/19/2017 through 11/25/2017		
Call Type	Projected Calls	Actual Calls
Registration Intake:	6,442	7,518
Helpline:	134,410	141,262
Combined:	140,852	148,780

NPSC Call Forecasting and Actual Calls Over the Past 4 Weeks  
10/29/2017 through 11/25/2017



**8** Disasters with a  
Currently Open  
Registration Period

# Individual Assistance Activity



FEMA

Open Registration Period	Individuals and Households Program Activity As Of: 11/27/17				
		In Past 7 Days		Cumulative	
		Applicants Approved	Amount Approved	Applicants Approved	Amount Approved
	4332-TX Declared 08-25-2017 End Of Reg Period 11-30-2017				
	Housing Assistance	1,906	\$10,064,401.49	161,541	\$1,109,985,081.18
	Other Needs Assistance	2,137	\$6,034,825.46	289,754	\$321,586,142.46
	Total IHP	\$16,099,226.95		\$1,431,571,223.64	
	Average IHP			\$4,030	
	Total Max Grants			4293	
	4335-VI Declared 09-07-2017 End Of Reg Period 12-18-2017				
Housing Assistance	595	\$1,867,727.67	4,275	\$11,794,610.57	
Other Needs Assistance	38	\$120,671.14	3,018	\$2,507,219.80	
Total IHP	\$1,988,398.81		\$14,301,830.37		
Average IHP			\$2,415		
Total Max Grants			17		
4336-PR Declared 09-10-2017 End Of Reg Period 03-20-2018					
Housing Assistance	8	\$8,136.40	694	\$1,181,279.66	
Other Needs Assistance	45	\$63,816.78	752	\$1,157,377.67	
Total IHP	\$71,953.18		\$2,338,657.33		
Average IHP			\$2,167		
Total Max Grants			1		
4337-FL Declared 09-10-2017 End Of Reg Period 11-24-2017					
Housing Assistance	2,380	\$7,859,300.43	415,649	\$643,059,493.26	
Other Needs Assistance	3,820	\$3,190,348.19	509,712	\$291,722,780.97	
Total IHP	\$11,049,648.62		\$934,782,274.23		
Average IHP			\$1,247		
Total Max Grants			225		
4339-PR Declared 09-20-2017 End Of Reg Period 03-20-2018					
Housing Assistance	11,774	\$28,424,915.09	63,270	\$93,581,053.06	
Other Needs Assistance	308	\$669,554.97	205,575	\$105,826,726.55	
Total IHP	\$29,094,470.06		\$199,407,779.61		
Average IHP			\$815		
Total Max Grants			1		

Continued Next Slide

# Individual Assistance Activity



FEMA

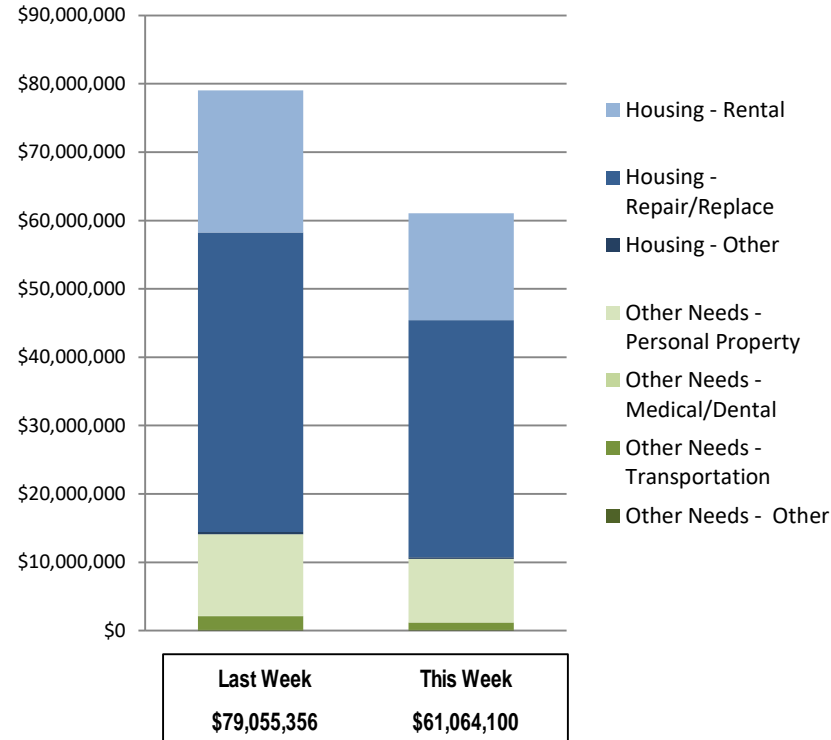
		Individuals and Households Program Activity As Of: 11/27/17				
		In Past 7 Days		Cumulative		
				Applicants Approved	Amount Approved	Applicants Approved
Open Registration Period	4340-VI Declared 09-20-2017 End Of Reg Period 12-18-2017					
	Housing Assistance	664	\$1,645,685.89	3,248	\$8,956,266.00	
	Other Needs Assistance	17	\$28,207.14	2,823	\$1,992,533.37	
	Total IHP	\$1,673,893.03		\$10,948,799.37		
	Average IHP			\$2,118		
	Total Max Grants			4		
	4341-FL Declared 09-27-2017 End Of Reg Period 11-27-2017					
	Housing Assistance	0	\$0.00	2	\$2,542.06	
	Other Needs Assistance	0	\$0.00	0	\$0.00	
	Total IHP	\$0.00		\$2,542.06		
	Average IHP			\$1,271		
	Total Max Grants			0		
	4344-CA Declared 10-10-2017 End Of Reg Period 12-11-2017					
	Housing Assistance	85	\$351,920.83	1,189	\$7,662,943.96	
	Other Needs Assistance	63	\$389,747.08	3,559	\$4,434,536.37	
	Total IHP	\$741,667.91		\$12,097,480.33		
	Average IHP			\$2,921		
	Total Max Grants			113		
Other IHP Active	10 Declarations IHP Programmatically Open - Closed Registration *					
	Housing Assistance	119	\$331,696.55			
	Other Needs Assistance	30	\$13,145.29			
	Total IHP	\$344,841.84				
	Total IHP Approved in Past Week	\$61,064,100.40				

# Individual Assistance Activity



FEMA

IHP Approved per Category in the Past  
2 Weeks – 11/13/2017 through 11/27/2017





# FEMA

**FEMA's mission is to support our citizens and first responders to ensure that as a nation we work together to build, sustain, and improve our capability to prepare for, protect against, respond to, recover from, and mitigate all hazards.**