

The Disaster Center is dedicated to the idea that disaster mitigation is cost effective and individuals pursuing their own interest are the greatest potential force for disaster reduction.

Please consider making a small donation to the Disaster Center



When disaster mitigation is cost effective, we are on the road to bringing disasters to an end.



# FEMA

## Daily Operations Briefing

Monday, December 5, 2016

8:30 a.m. EST

# Significant Activity – Dec 2-5



**Significant Events:** None

**Significant Weather:**

- Flash Flooding possible – Southern Plains to the Tennessee Valley/Lower Mississippi Valley and Southeast
- Severe Thunderstorms possible – Lower Mississippi Valley to Southeast
- Rain and Thunderstorms – Southern Plains to Southeast and Mid-Atlantic
- Heavy Snow possible – Pacific Northwest, Northern Plains and Upper Mississippi Valley
- Space Weather – Past 24 hours – none; next 24 hours – none

**Tropical Activity:** No activity affecting U.S. territories

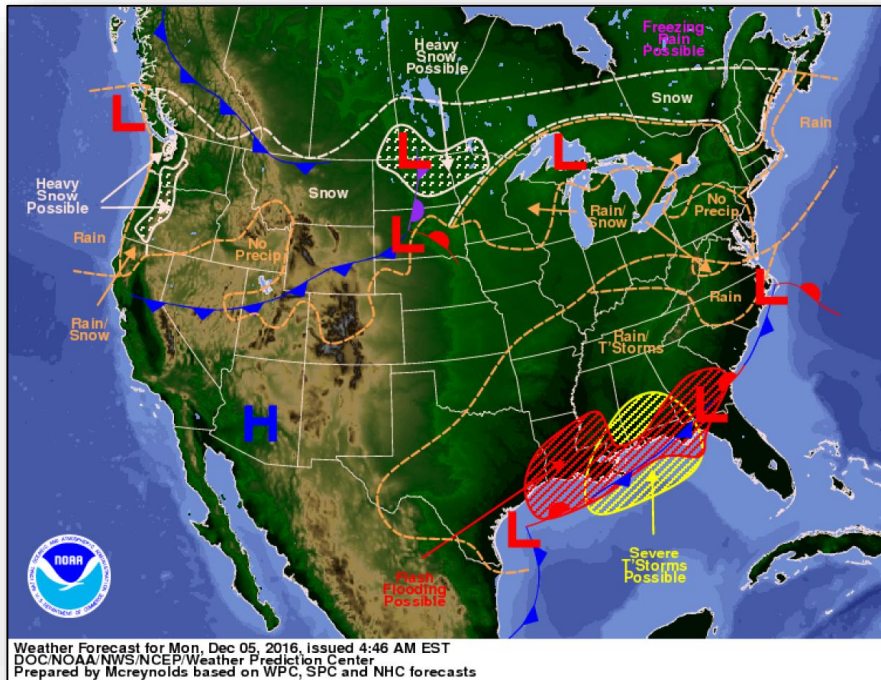
**Earthquake Activity:** No significant activity affecting U.S. interests

**Declaration Activity:** Major Disaster Declaration approved - PA

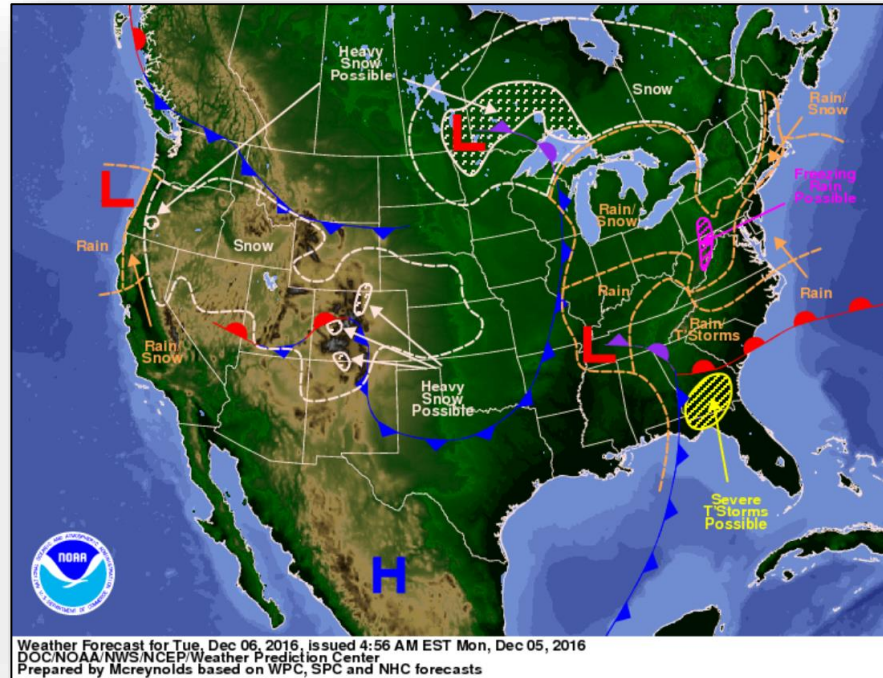
# National Weather Forecast



FEMA



Today

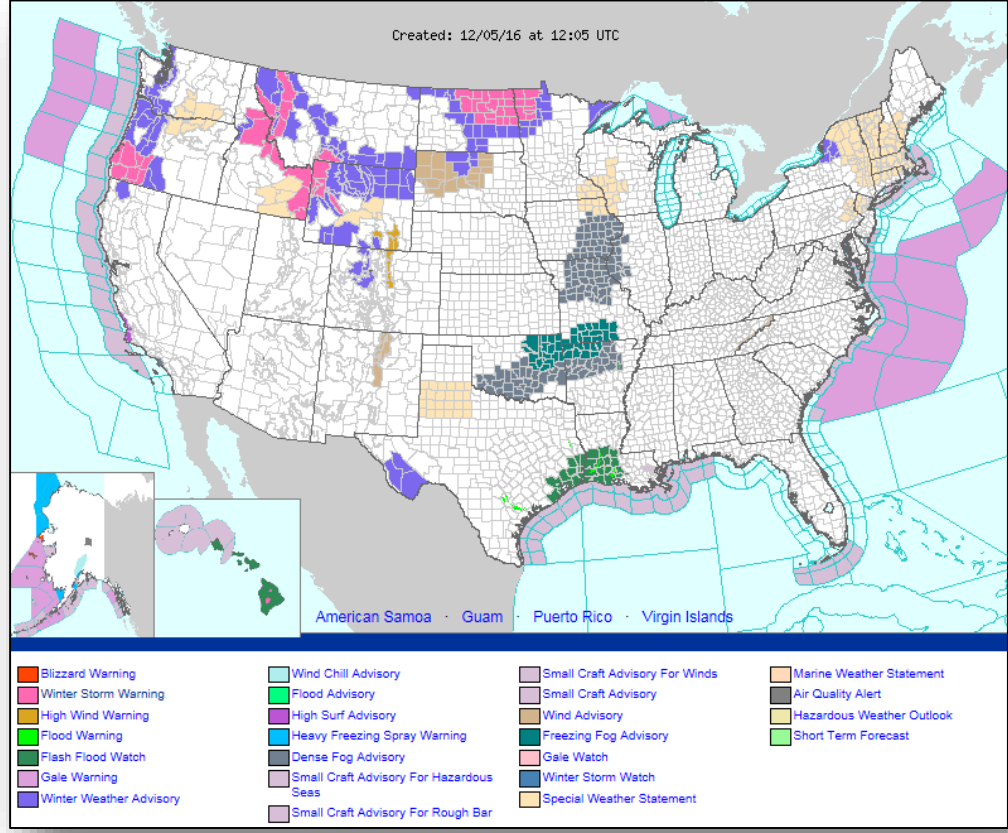


Tomorrow

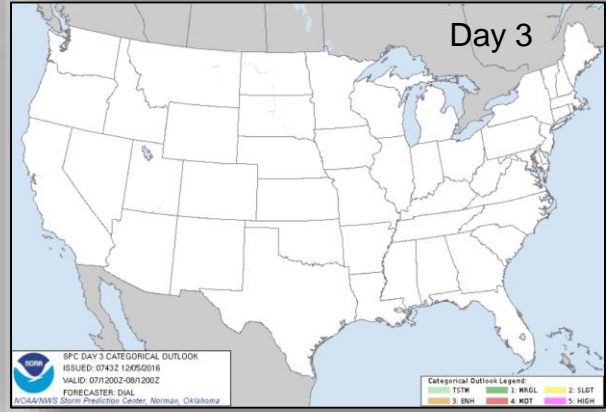
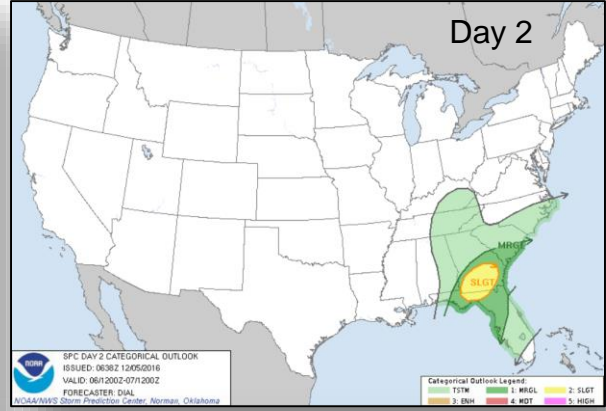
# Active Watches and Warnings



FEMA

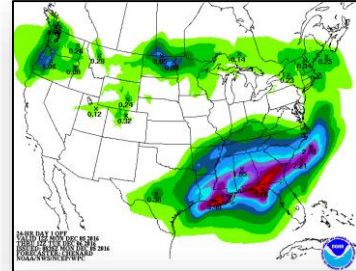
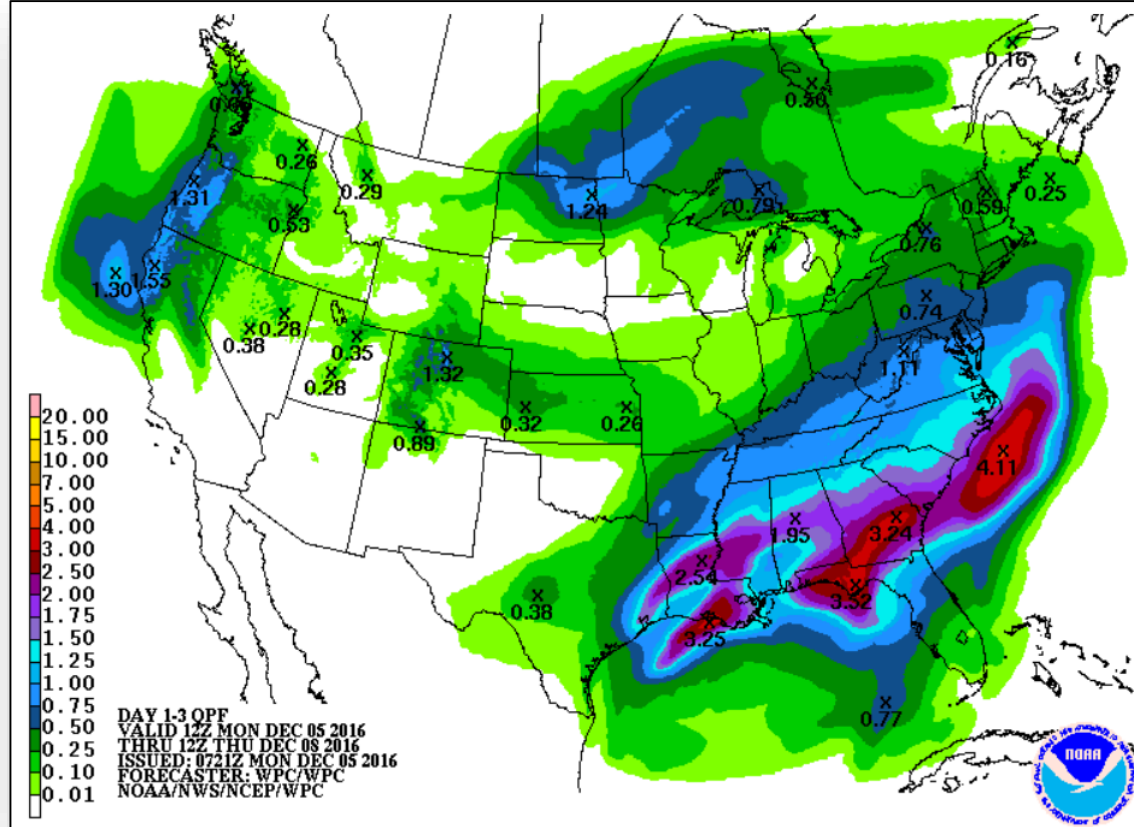


# Severe Weather Outlook – Days 1-3

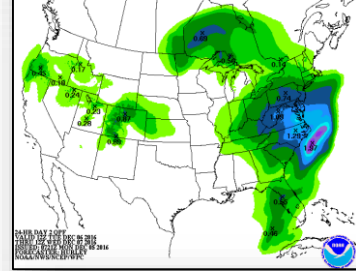




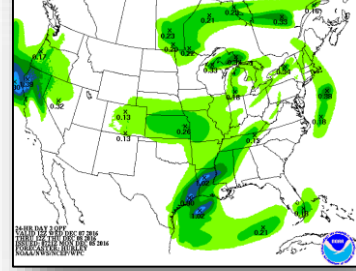
# Precipitation Forecast – Days 1-3



Day 1



Day 2

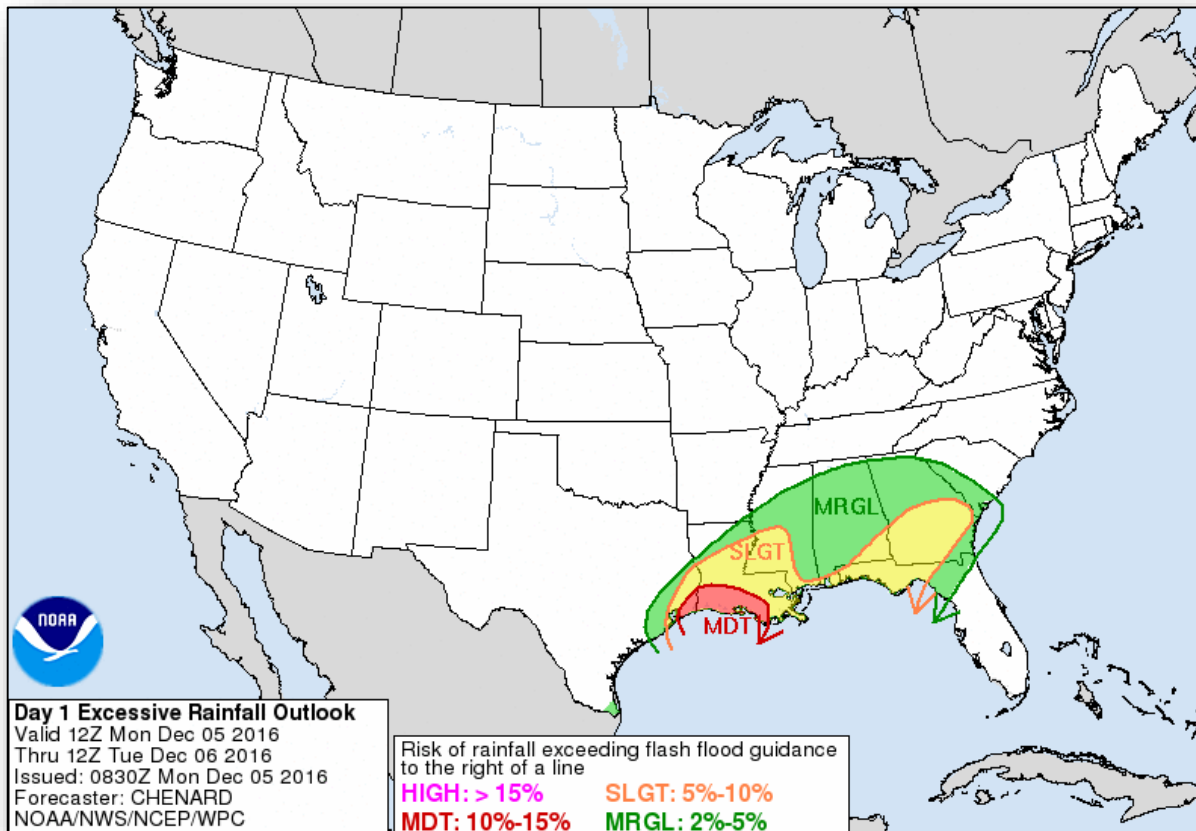


Day 3

# Flash Flood Potential



FEMA

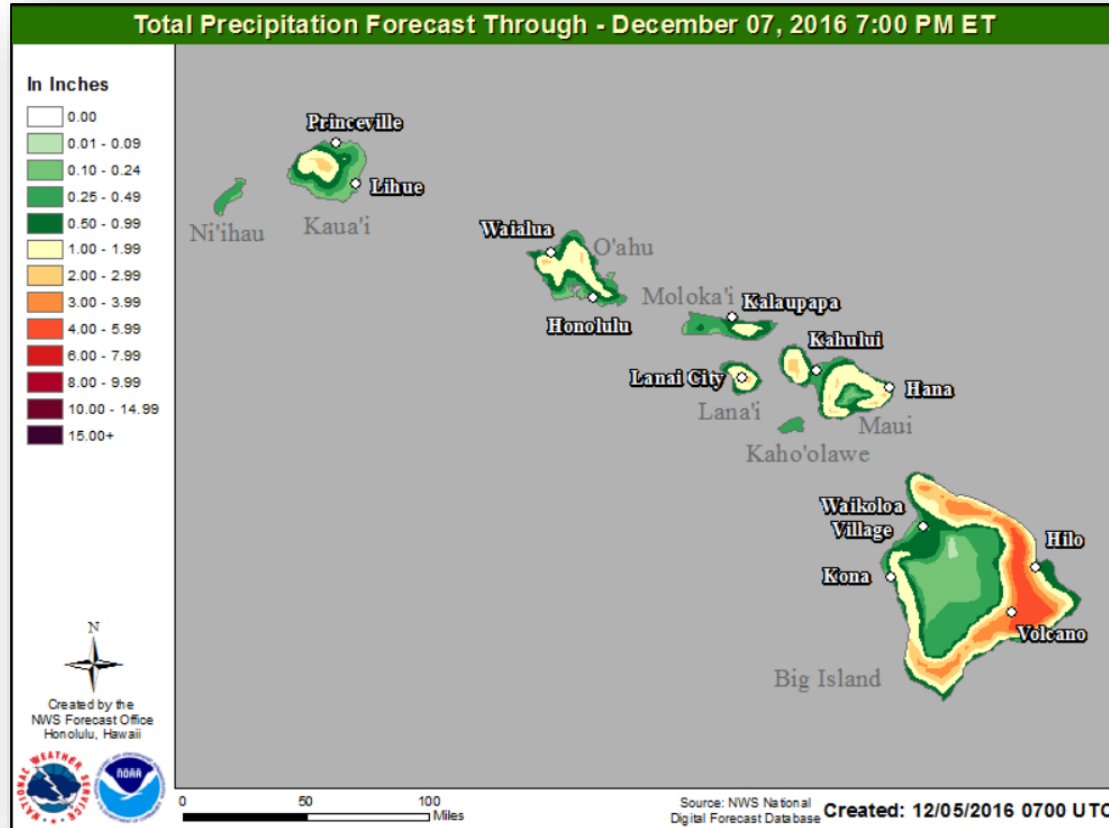




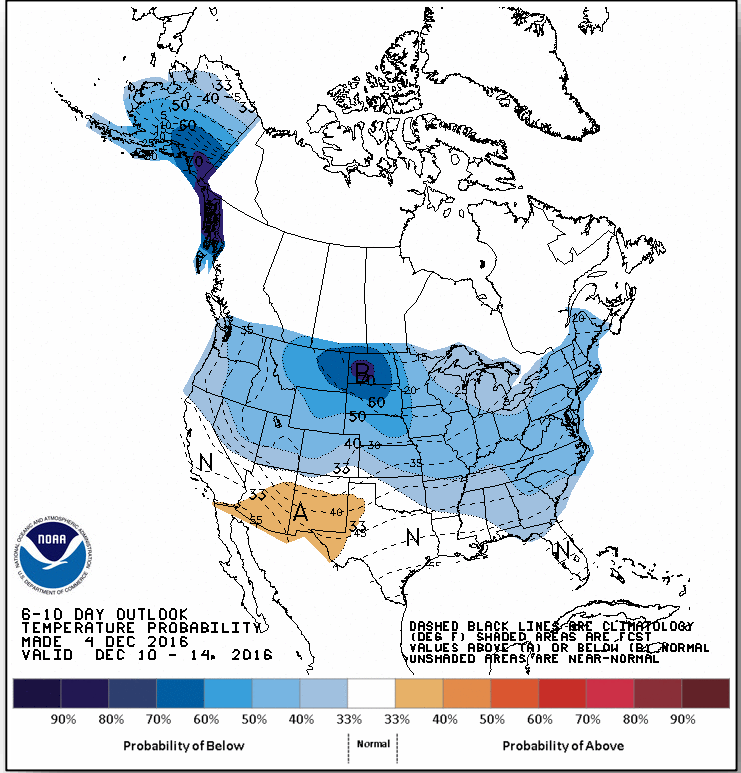
# Precipitation Forecast - Hawaii



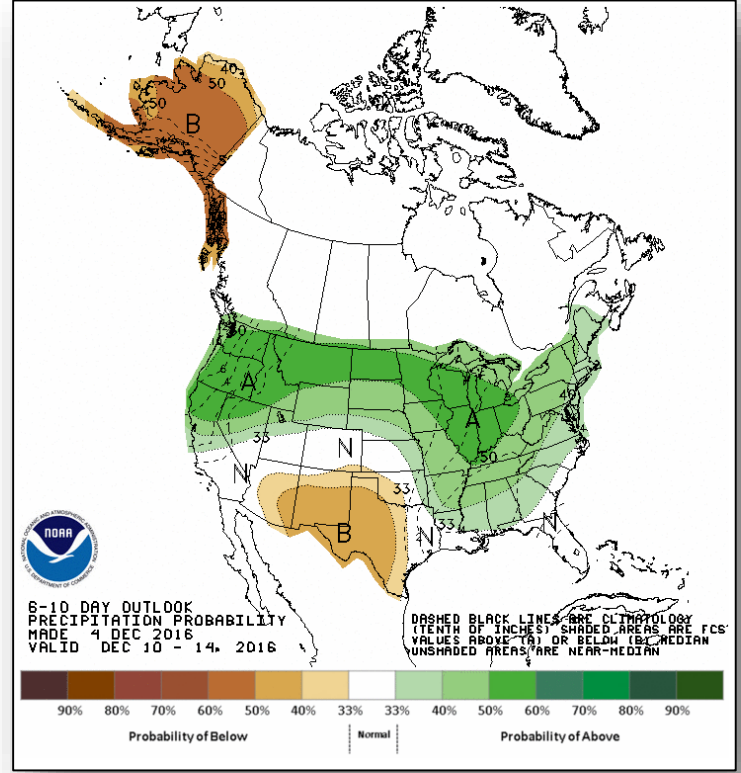
FEMA



# 6-10 Day Outlooks



**6 - 10 Day Temperature Probability**



**6 - 10 Day Precipitation Probability**

# Wildfire Summary



Fire Name (Counties)	FMAG # (Approved Date)	Acres Burned	Percent Contained	Evacuations (Residents)	Structures			Fatalities / Injuries
					Threatened	Damaged	Destroyed	
<b>Tennessee (1)</b>								
Chimney Tops 2 (Sevier)	5167-FM-TN Nov 28, 2016	17,006	42% (+4)	Mandatory 15,000	0	162 (150 homes)	1,399 (1,370 homes)	14 / 134

- Two shelters open with 154 occupants (*ARC Midnight Shelter Count as of 4:32 am EST*)
- Gatlinburg
  - Mandatory evacuations remain in effect
  - Curfew in effect from 6:00 p.m. to 6:00 a.m.
- Pigeon Forge
  - Evacuations lifted



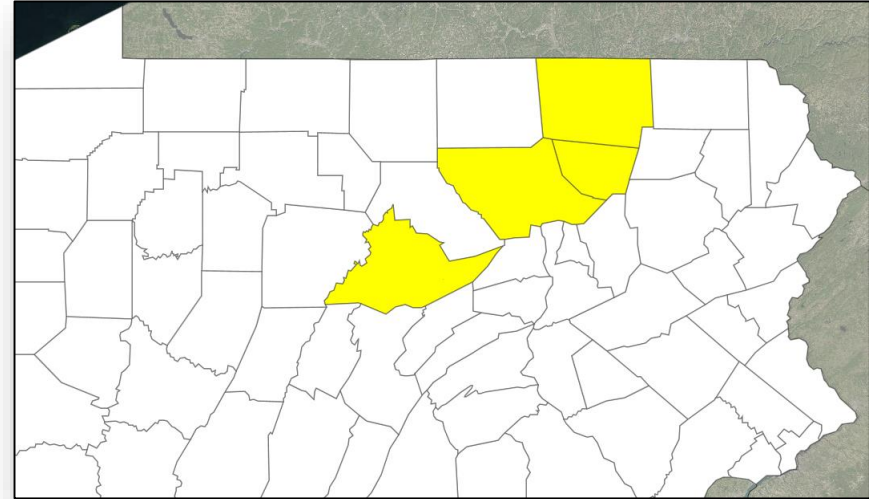
# Major Disaster Declaration Approved - PA



FEMA

## FEMA-4292-DR-PA

- Major Disaster Declaration was approved on December 2, 2016 for the Commonwealth of Pennsylvania
- For severe storms and flooding during the period of October 20-21, 2016
- Provides:
  - Public Assistance for four counties
  - Hazard Mitigation for the entire Commonwealth
- FCO is Steven S. Ward



# Disaster Requests & Declarations



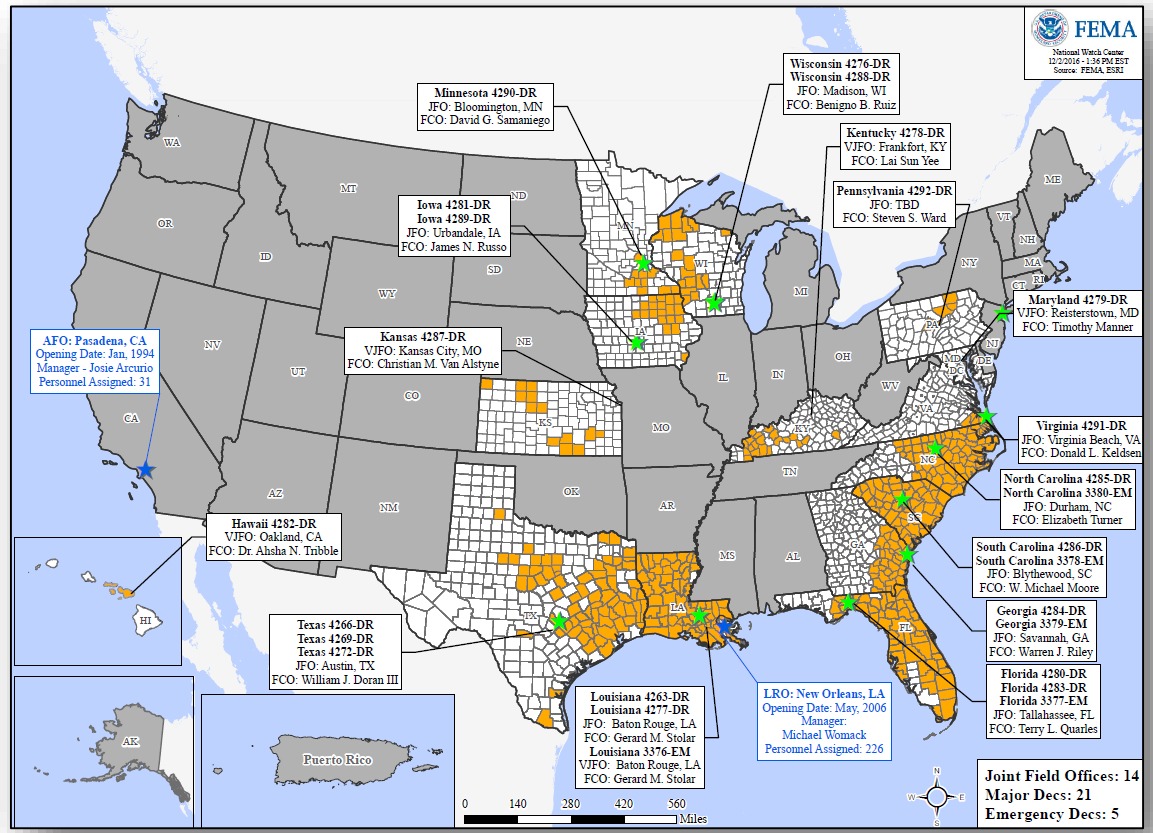
FEMA

Declaration Requests in Process		Requests APPROVED (since last report)	Requests DENIED (since last report)
0	Date Requested	1	0
PA – DR Severe Storms and Flooding	November 17, 2016	Declared December 2, 2016	

# Open Field Offices



FEMA





# Readiness – Deployable Teams and Assets



FEMA

Resource	Status	Total	FMC Available		Partially Available	Not Available	Detailed, Deployed, Activated	Comments	Rating Criteria
National IMAT	Yellow	3	2	66%	0	0	1	East 2 to LA (DR-4277)	<ul style="list-style-type: none"> <li>Green: 3 available</li> <li>Yellow: 1-2 available</li> <li>Red: 0 avail (<i>Individual N-IMAT red if 50% of Section Chiefs and / or Team Leader is unavailable for deployment.</i>)</li> </ul>
Regional IMAT	Green	13	8	62%	0	0	5	<u>Deployed:</u> Region III to VA (DR-4291) Region IV-1 to NC (DR-4285) Region IV-2 to FL (DR-4280/4283) Region V to MN (DR-4290) Region VII to IA (DR-4281)	<ul style="list-style-type: none"> <li>Green: &gt;6 teams available</li> <li>Yellow: 4 - 6 teams available</li> <li>Red: &lt; 4 teams available</li> </ul> <i>R-IMAT also red if TL Ops / Log Chief is unavailable &amp; has no qualified replacement</i>
FCO	Green	34	8	24%	0	1	25		OCD Readiness: FCO    Green    Yellow    Red Type 1   3+       2       1 Type 2   4+       3       2 Type 3   4+       3       2 FDRC       3       2       1
FDRC	Green	11	3	27%	0	2	6		
US&R	Green	28	28	100%	0	0	0		<ul style="list-style-type: none"> <li>Green = Available / FMC</li> <li>Yellow = Available / PMC</li> <li>Red = Out-of-Service</li> <li>Blue = Assigned / Deployed</li> </ul>
MERS	Green	18	18	100%	0	0	0		<ul style="list-style-type: none"> <li>Green = &gt;66% available</li> <li>Yellow = 33% to 66% available</li> <li>Red = &lt;33% available</li> </ul>

# Readiness – National and Regional Teams



FEMA

Resource	Status	Total	FMC Available		Partially Available	Not Available	Status	Comments	Rating Criteria
NWC	Green	5	5	100%	0	0	Watch / Steady State	<ul style="list-style-type: none"> <li>• Green = FMC</li> <li>• Yellow = PMC</li> <li>• Red = NMC</li> </ul>	
NRCC	Green	2	2	100%	0	0	Not Activated		
HLT	Green	1	1	100%	0	0	Not Activated		
RRCCs	Green	10	10	100%	0	0	Not Activated		
RWCs/MOCs	Green	10	10	100%	0	0	Watch / Steady State		



# FEMA

**FEMA's mission is to support our citizens and first responders to ensure that as a nation we work together to build, sustain, and improve our capability to prepare for, protect against, respond to, recover from, and mitigate all hazards.**