

The Disaster Center is dedicated to the idea that disaster mitigation is cost effective and individuals pursuing their own interest are the greatest potential force for disaster reduction.

Please consider making a small donation to the Disaster Center



When disaster mitigation is cost effective, we are on the road to bringing disasters to an end.



FEMA

Daily Operations Briefing

Saturday, December 13, 2014

8:30 a.m. EST

Significant Activity: Dec 12 – 13



Significant Events: Severe Winter Storms – California (FINAL)

Significant Weather:

- Scattered thunderstorms – Southwestern U.S. to western TX
- Heavy snow possible – Northern/Central Rockies
- Freezing rain - NY
- Snow – Northern Rockies to the Southwest & Northeast
- Snow & ice possible across Nebraska to southwest Minnesota
- Rain & thunderstorms – Upper Mississippi Valley to the Central/Southern Plains
- Critical/Elevated Fire Weather Areas: none; Red Flag Warnings: none
- Space Weather: Past 24 hours – Minor: G1 Geomagnetic Storms; no space weather storms observed; next 24 hours – None

FEMA Readiness: No significant changes

Winter Storm – California (Final)

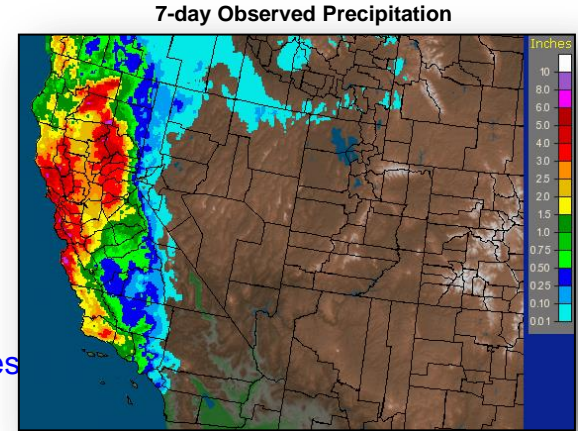


Current Situation – Southern/Central/Northern CA

- Heavy rain/mountain snow, strong winds, and flooding
- Rain in excess of 10 inches reported in some northern CA areas

Central/Northern CA Impact

- Downed trees/power lines, flash flooding across low level roads and urban areas
- Mudslides/debris flows in Glendora and Camarillo Springs
- 18k (-45k) customers without power across CA (*EAGLE-I as of 8:00 a.m. EST*)
- Section of Pacific Coast Highway closed due to debris
- Mandatory evacuations continue in Ventura, Santa Clara, Riverside and Marin counties
- Voluntary evacuations continue in San Mateo and Los Angeles counties
- 3 (-6) shelters open; 100 (+24) occupants (*ARC Midnight Shelter Report, 13 Dec*)



State/Local Response

- CA SEOC returned to Normal Operations for this incident

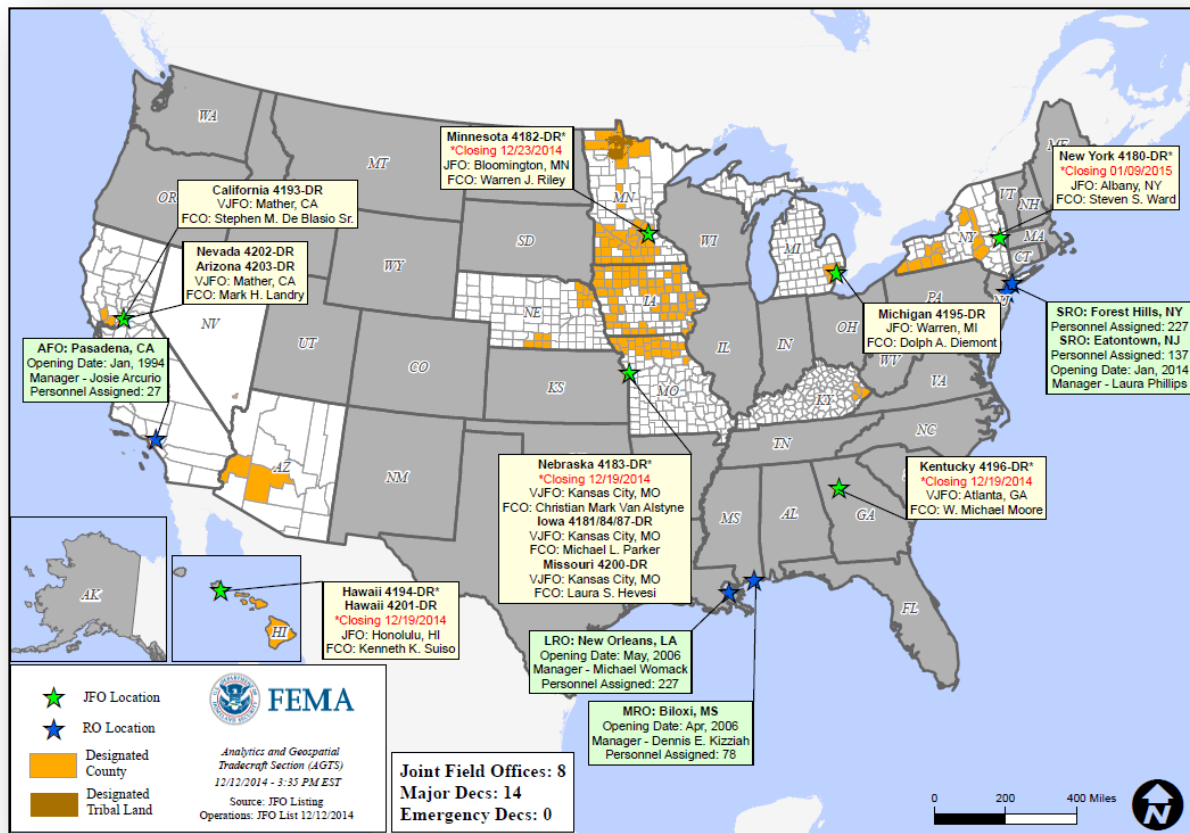
FEMA Response

- FEMA Region IX at Enhanced Watch, will return to Watch/Steady State at 9:30 a.m. EST
- Region IX LNO returned from CA SEOC
- No requests for FEMA assistance

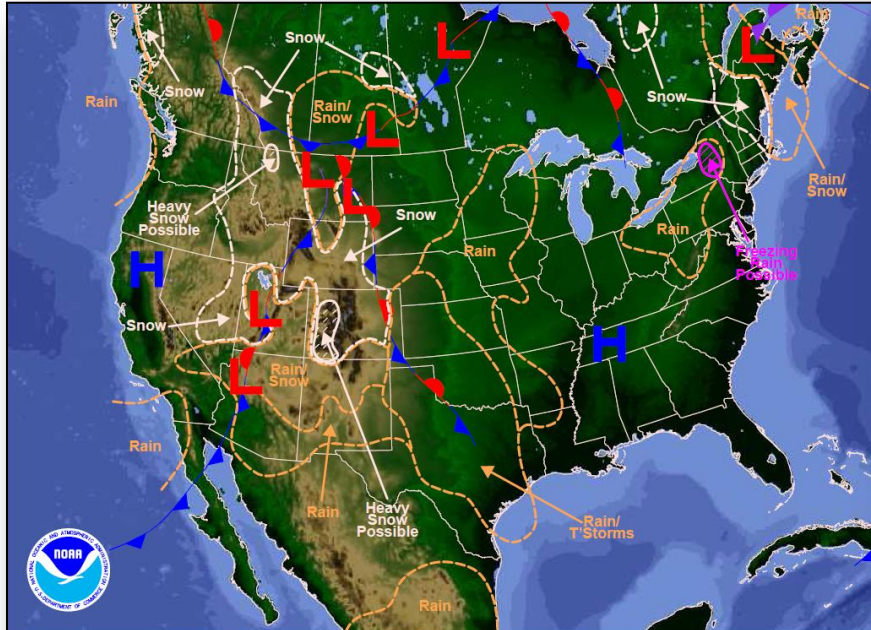
Open Field Offices as of Dec 13



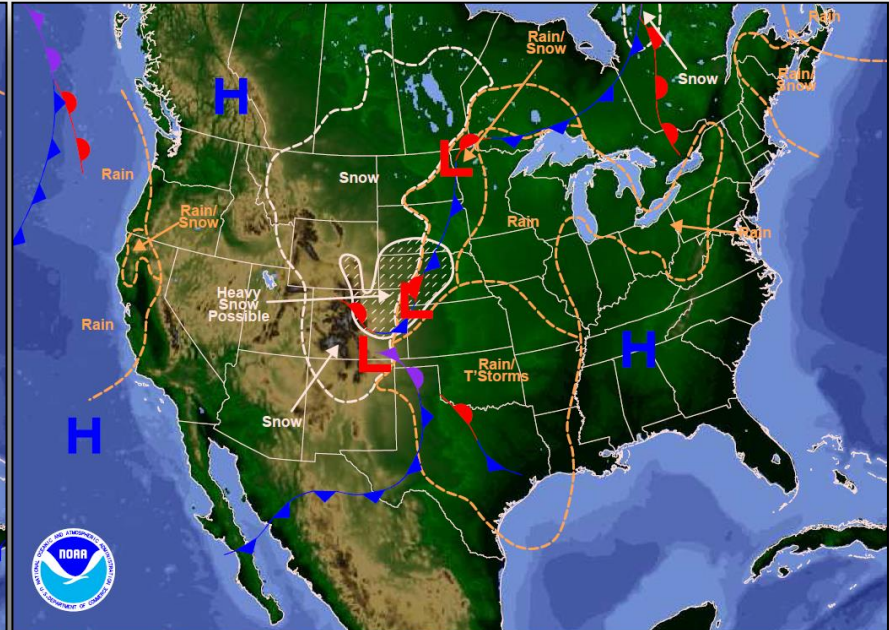
FEMA



National Weather Forecast

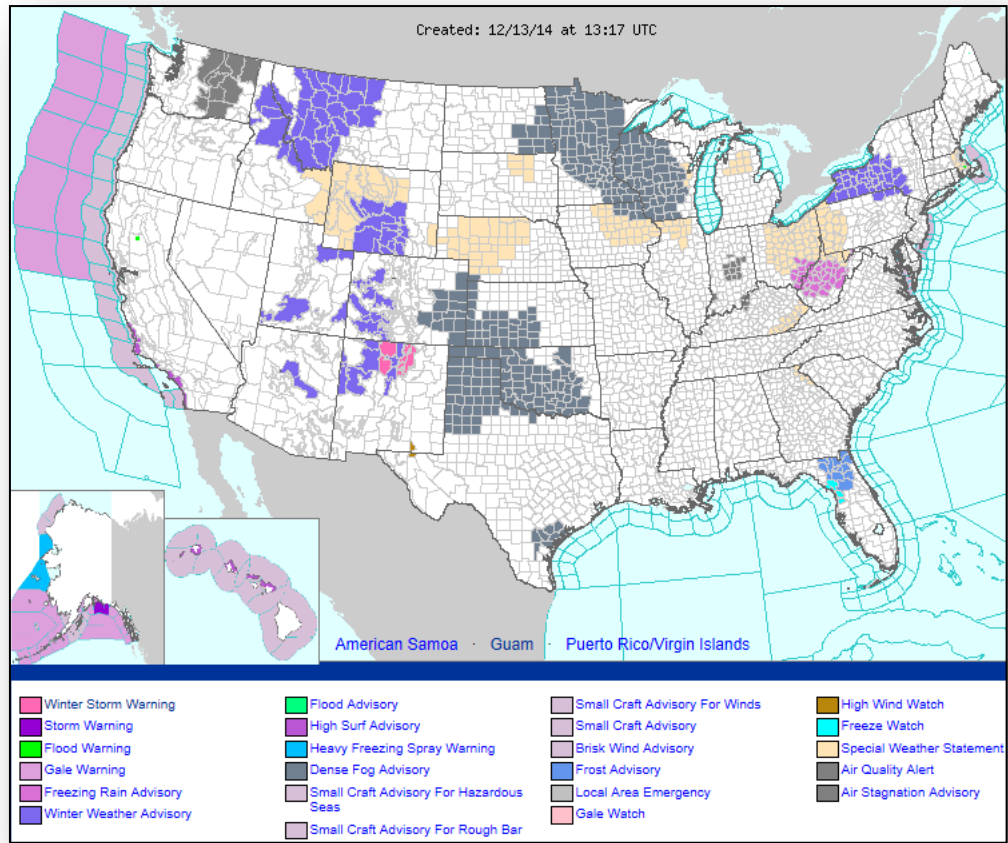


Weather Forecast for Sat, Dec 13, 2014, issued 3:58 AM EST
DOC/NOAA/NWS/NCEP/Weather Prediction Center
Prepared by Santorelli based on WPC, SPC and NHC forecasts



Weather Forecast for Sun, Dec 14, 2014, issued 4:03 AM EST Sat, Dec 13, 2014
DOC/NOAA/NWS/NCEP/Weather Prediction Center
Prepared by Santorelli based on WPC, SPC and NHC forecasts

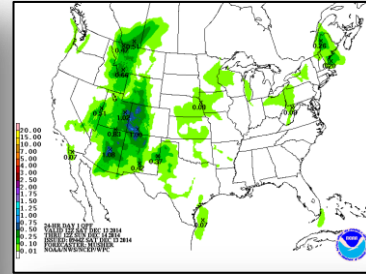
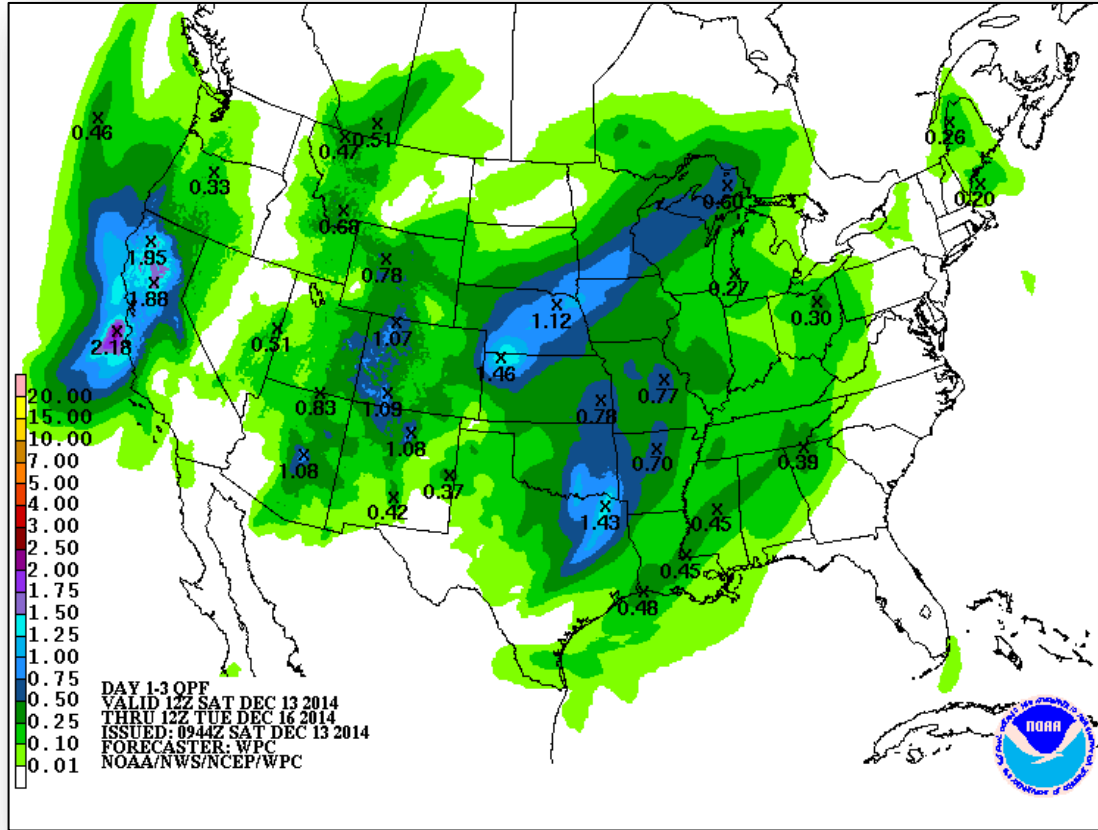
Active Watches/Warnings



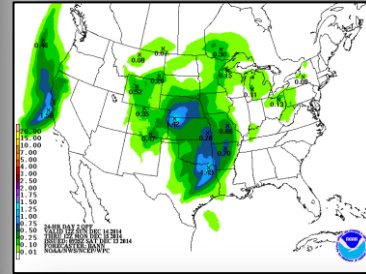
Precipitation Forecast – 3 Day



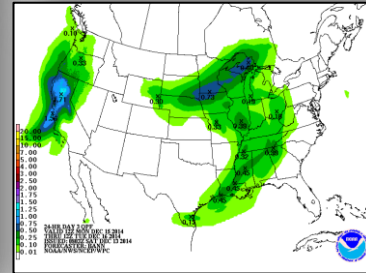
FEMA



Day 1



Day 2



Day 3

River Forecast



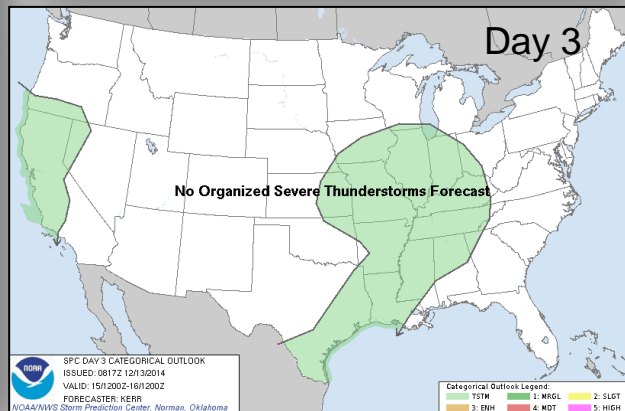
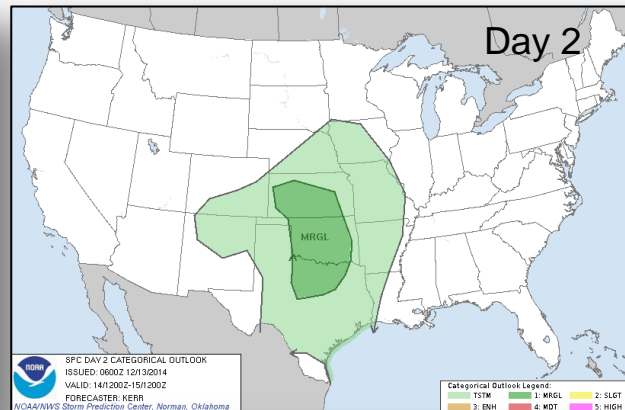
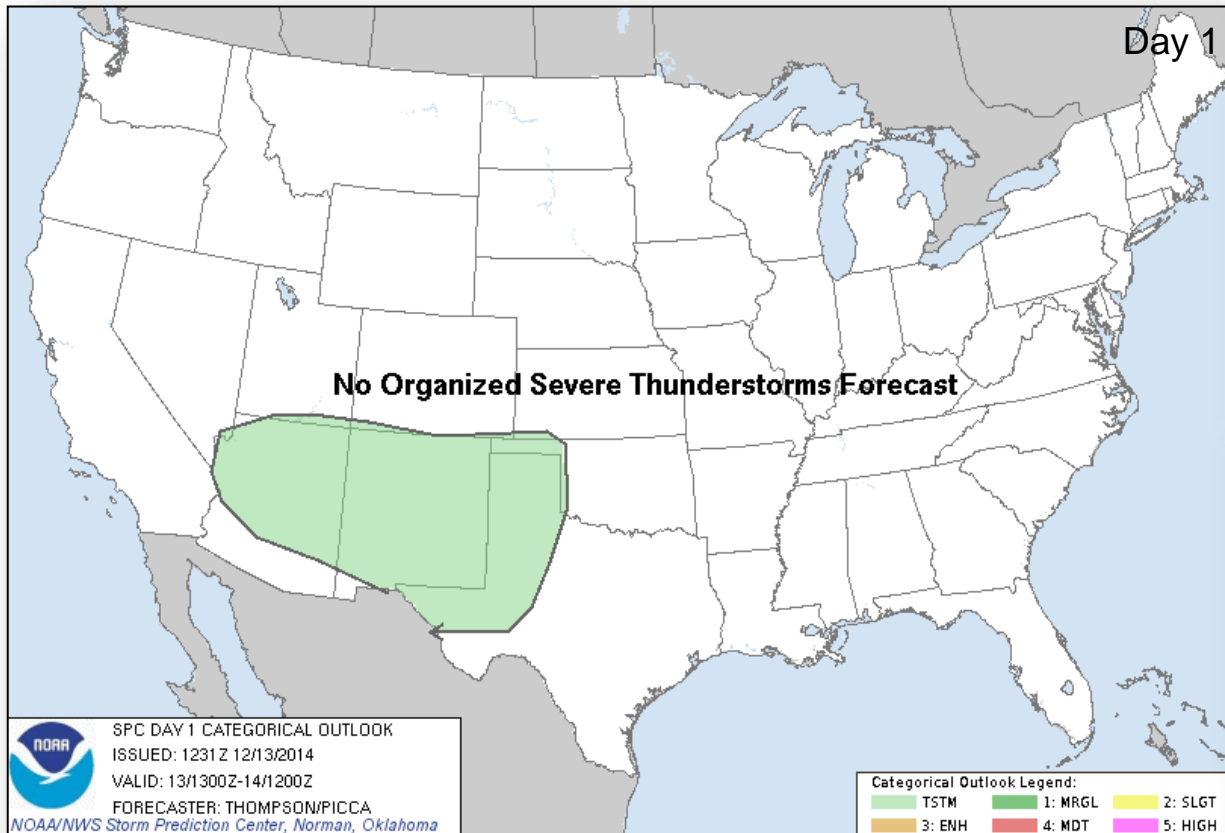
FEMA



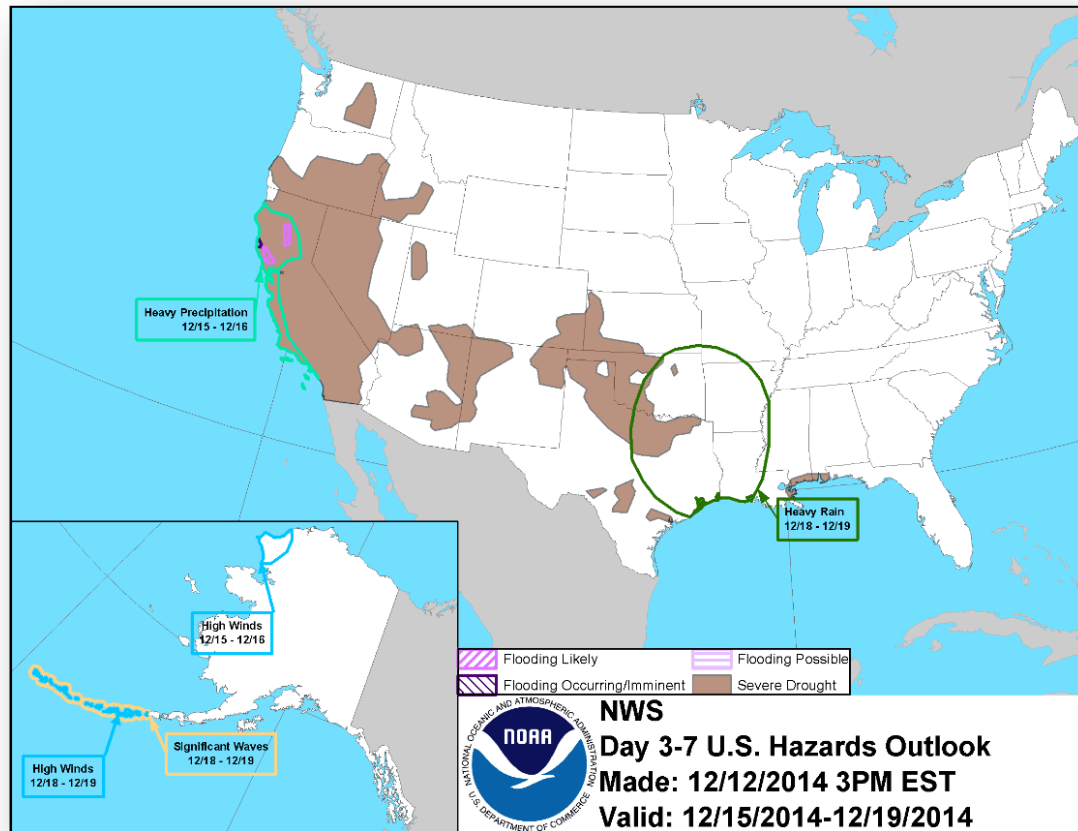
Convective Outlook, Days 1-3



FEMA



Hazard Outlook: Dec 15 - 19


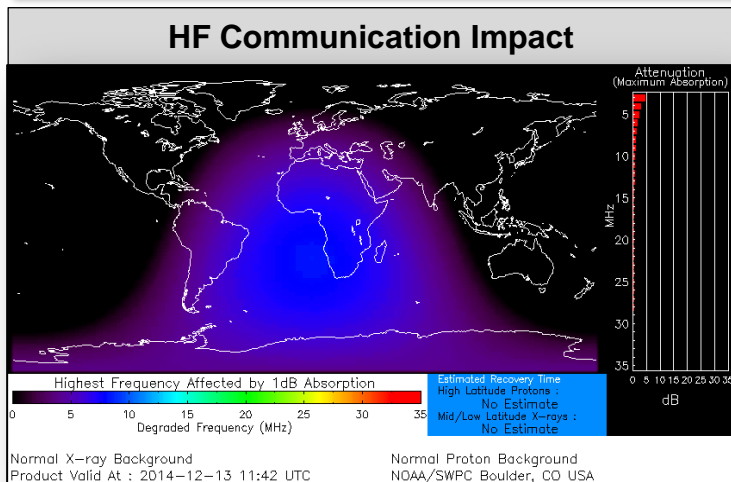


Space Weather



FEMA

NOAA Scales Activity (Range: 1/minor to 5/extreme)	Past 24 Hours	Current	Next 24 Hours
Space Weather Activity:	Minor	None	Minor
• Geomagnetic Storms	G1	None	G1
• Solar Radiation Storms	None	None	None
• Radio Blackouts	R1	None	None



FEMA Readiness – Deployable Teams /Assets



Deployable Teams/Assets									
Resource	Status	Total	FMC Available		Partially Available	Not Available	Detailed Deployed Activated	Comments	Rating Criterion
FCO		40	15	38%	0	3	22		OFDC Readiness: FCO Green Yellow Red Type 1 3+ 2 1 Type 2 4+ 3 2 Type 3 4 3 2 FDRC 3 2 1
FDRC		10	7	70%	0	0	3		
US&R		28	27	96%	0	1	0	NM-TF1 (Red – Personnel shortages)	<ul style="list-style-type: none"> • Green = Available/FMC • Yellow = Available/PMC • Red = Out-of-Service • Blue = Assigned/Deployed
National IMAT		3	1	33%	0	0	2	<ul style="list-style-type: none"> • IMAT East 1 – Deployed to FEMA HQ • IMAT West – Deployed to GA 	<ul style="list-style-type: none"> • Green: 3 avail • Yellow: 1-2 avail • Red: 0 avail (<i>Individual N-IMAT red if 50% of Section Chiefs and/or Team Leader is unavailable for deployment.</i>)
Regional IMAT		13	8	62%	1	3	1	<u>Partially Mission Capable (PMC):</u> <ul style="list-style-type: none"> • Region VI-1 <u>Not Mission Capable (NMC):</u> <ul style="list-style-type: none"> • Regions IV-3, V & IX-1 (personnel shortages) <u>Deployed</u> <ul style="list-style-type: none"> • Region IX-2 to CA 	<ul style="list-style-type: none"> • Green: 7 or more avail • Yellow: 4 - 6 teams available • Red: > 8 teams deployed/unavailable <i>R-IMAT also red if TL Ops/Log Chief is unavailable and has no qualified replacement.</i>
MCOV		60	59	98%	0	1	0		<ul style="list-style-type: none"> • Green = 80 – 100% avail • Yellow = 60 – 79% avail • Red = 59% or below avail • Readiness remains 95%

FEMA Readiness – National/Regional Teams



National/Regional Teams									
Resource	Status	Total	FMC Available		Partially Available	Not Available	Deployed/ Activated	Comments	Rating Criterion
NWC		5	5	100%	0	0	Activated	Enhanced Watch (day only)	<div>• Green = FMC</div> <div>• Yellow = PMC</div> <div>• Red = NMC</div>
NRCC		2	344	89%	0	44	Not Activated		
HLT		1	N/A	N/A	0	0	Not Activated		
DEST							Not Activated		
RRCCs		10	10	100%	0	0	Not Activated		
RWCs/MOCs		10	10	100%	0	0	Activated	Region IX returning to Watch/Steady State as of 9:30 a.m. EST	



FEMA

FEMA's mission is to support our citizens and first responders to ensure that as a nation we work together to build, sustain, and improve our capability to prepare for, protect against, respond to, recover from, and mitigate all hazards.