

The Disaster Center is dedicated to the idea that disaster mitigation is cost effective and individuals pursuing their own interest are the greatest potential force for disaster reduction.

Please consider making a small donation to the Disaster Center



When disaster mitigation is cost effective, we are on the road to bringing disasters to an end.



FEMA

Daily Operations Briefing

Sunday, December 14, 2014

8:30 a.m. EST

Significant Activity: Dec 13 – 14



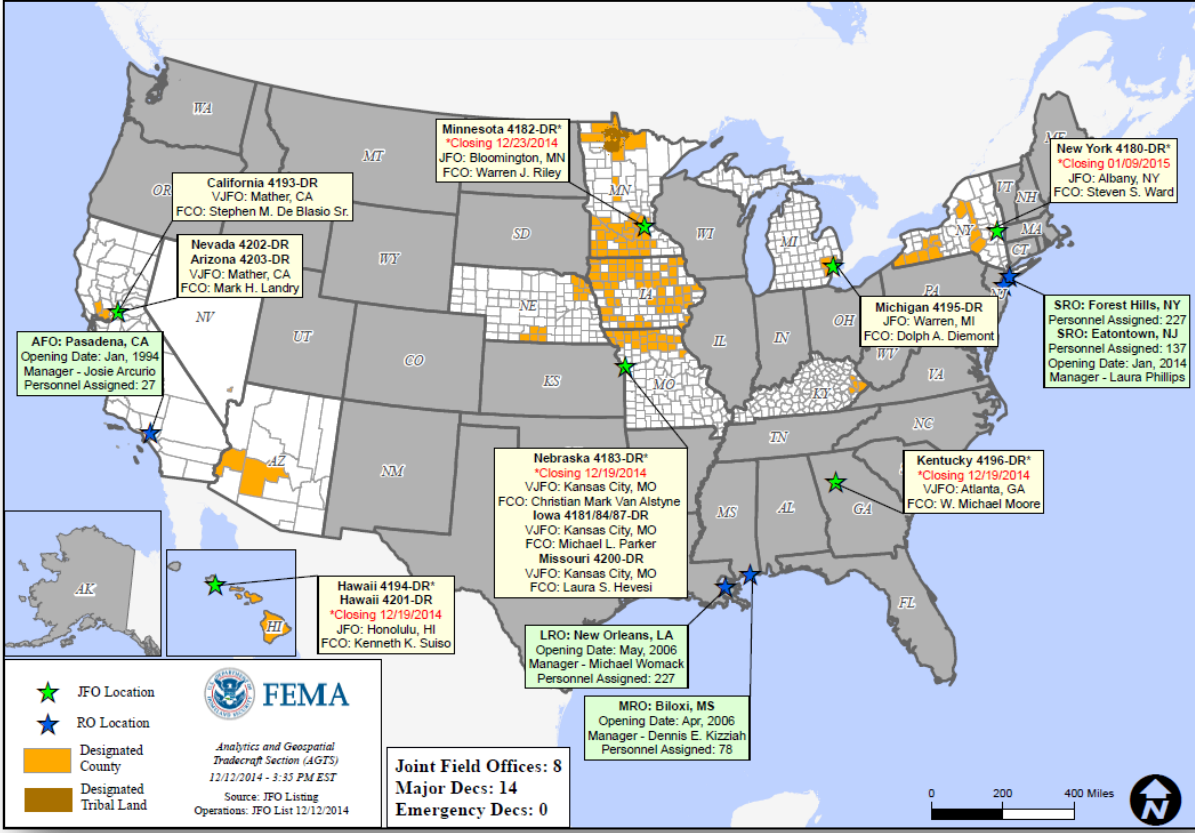
Significant Events: No significant activity

Significant Weather:

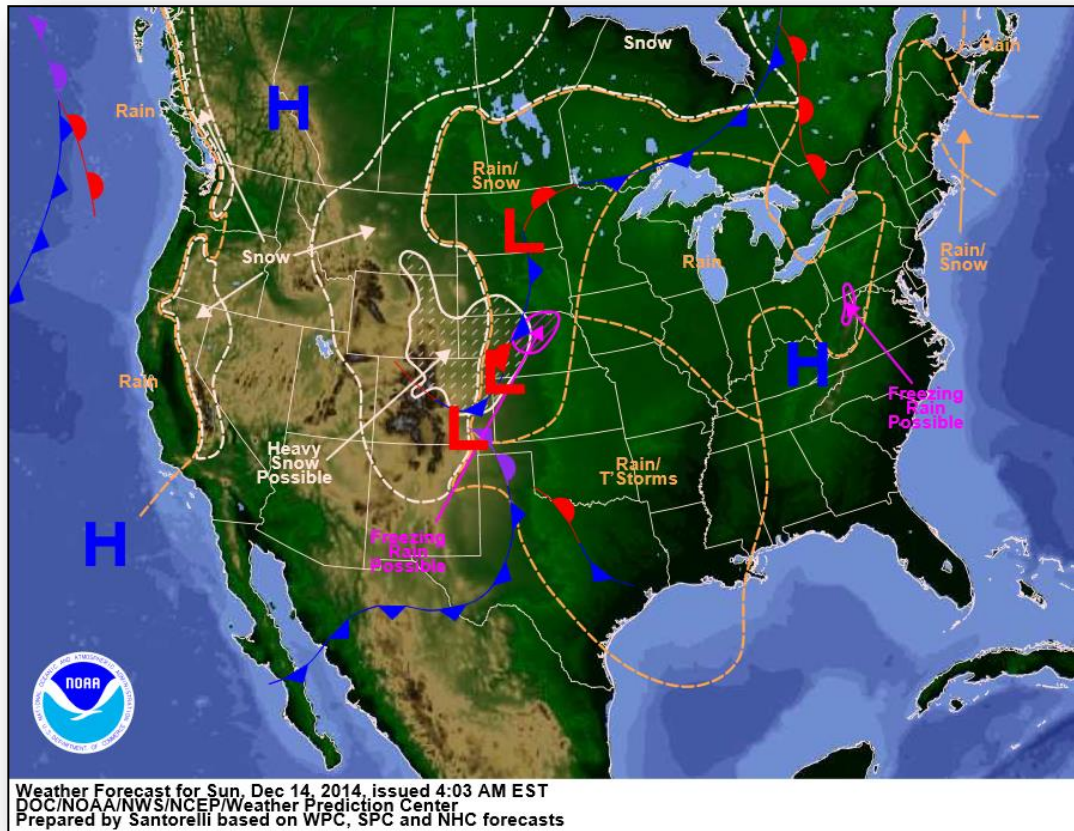
- Marginal risk of severe thunderstorms – Central/Southern Plains
- Heavy snow possible – Central Rockies to Central/Northern Plains
- Freezing rain possible – Central NE and WV
- Rain and thunderstorms – Central/Southern Plains to Lower Mississippi Valley
- Snow – Mountain areas of CA & OR
- Elevated Fire Weather Areas: Southern Plains; Red Flag Warnings: none
- Space Weather: Past 24 hours – None; next 24 hours – None

FEMA Readiness: No significant changes

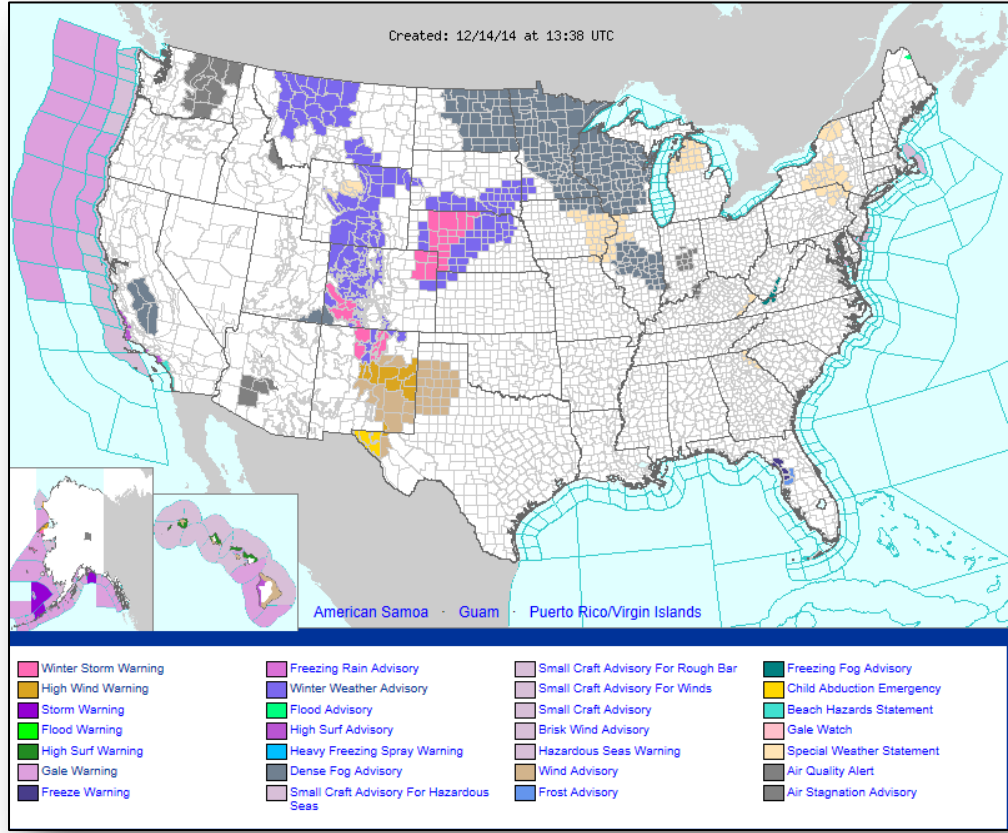
Open Field Offices as of Dec 14



National Weather Forecast



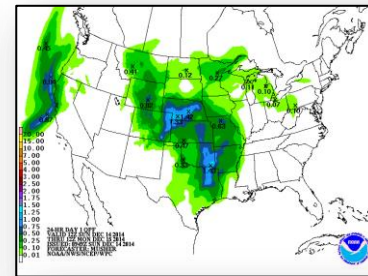
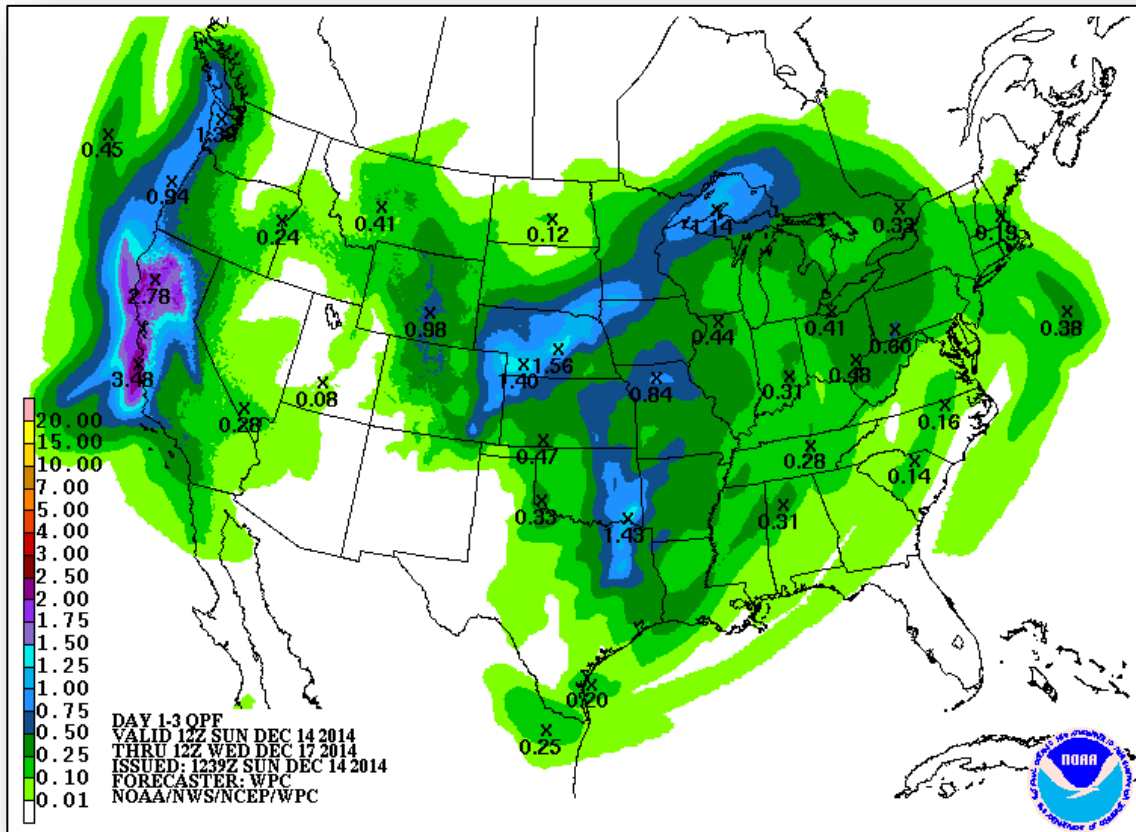
Active Watches/Warnings



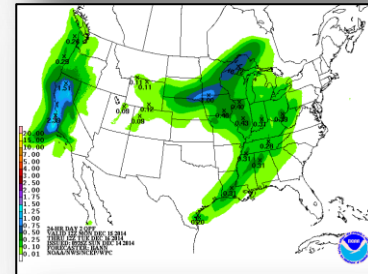
Precipitation Forecast – 3 Day



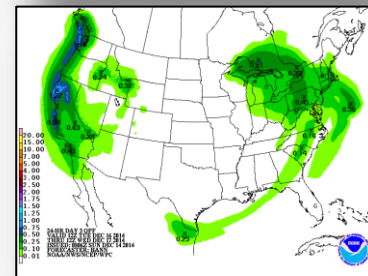
FEMA



Day 1

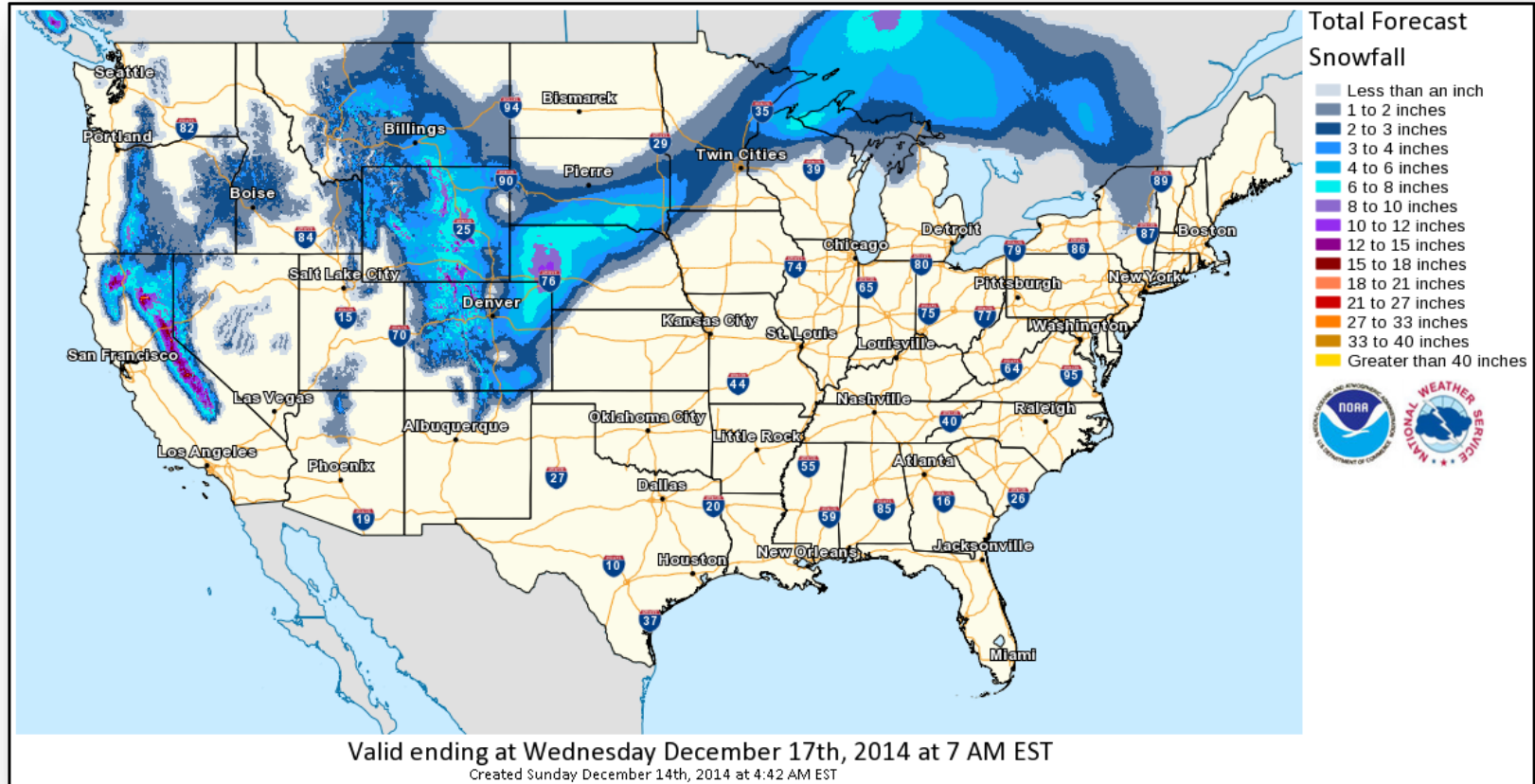


Day 2

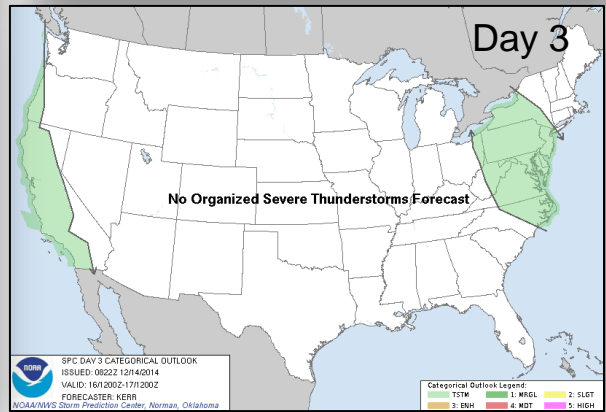
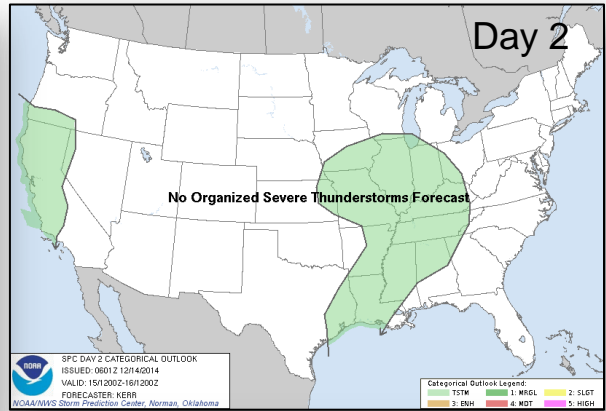
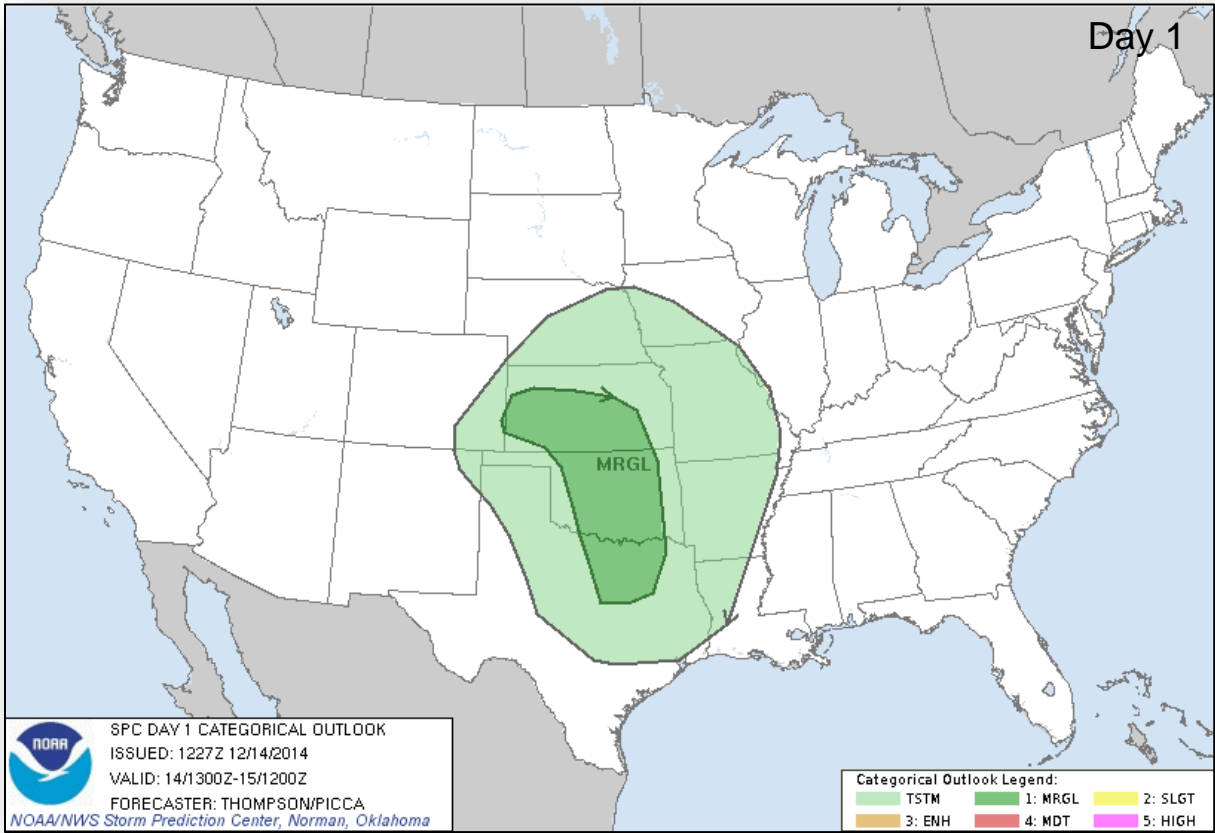


Day 3

Total Forecast Snowfall



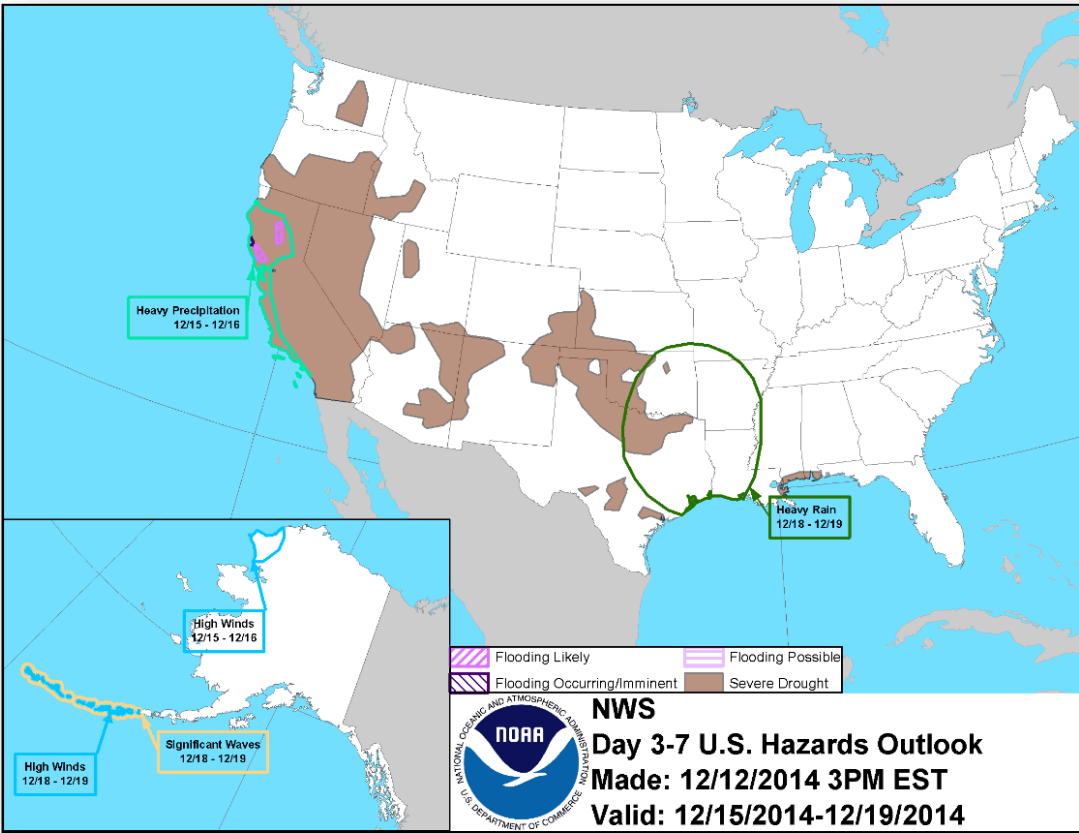
Convective Outlook, Days 1-3



Hazard Outlook: Dec 15 - 19


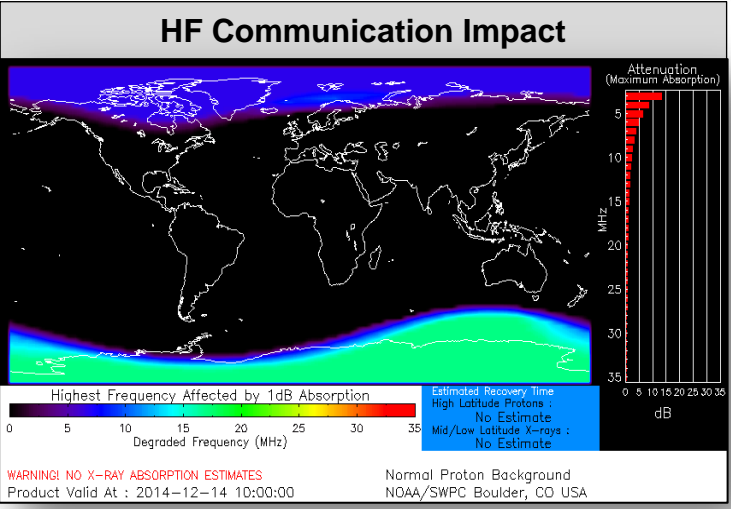


FEMA



Space Weather

| NOAA Scales Activity (Range: 1/minor to 5/extreme) | Past 24 Hours | Current | Next 24 Hours |
|---|---------------|---------|---------------|
| Space Weather Activity: | None | None | None |
| • Geomagnetic Storms | None | None | None |
| • Solar Radiation Storms | None | None | None |
| • Radio Blackouts | None | None | None |



FEMA Readiness – Deployable Teams /Assets



| Deployable Teams/Assets | | | | | | | | | |
|-------------------------|--------|-------|---------------|-----|---------------------|---------------|-----------------------------|--|--|
| Resource | Status | Total | FMC Available | | Partially Available | Not Available | Detailed Deployed Activated | Comments | Rating Criterion |
| FCO | | 40 | 15 | 38% | 0 | 3 | 22 | | OFDC Readiness: FCO Green Yellow Red Type 1 3+ 2 1 Type 2 4+ 3 2 Type 3 4 3 2 FDRC 3 2 1 |
| FDRC | | 10 | 7 | 70% | 0 | 0 | 3 | | |
| US&R | | 28 | 27 | 96% | 0 | 1 | 0 | NM-TF1 (Red – Personnel shortages) | <ul style="list-style-type: none"> Green = Available/FMC Yellow = Available/PMC Red = Out-of-Service Blue = Assigned/Deployed |
| National IMAT | | 3 | 1 | 33% | 0 | 0 | 2 | <ul style="list-style-type: none"> IMAT East 1 – Deployed to FEMA HQ IMAT West – Deployed to GA | <ul style="list-style-type: none"> Green: 3 avail Yellow: 1-2 avail Red: 0 avail (<i>Individual N-IMAT red if 50% of Section Chiefs and/or Team Leader is unavailable for deployment.</i>) |
| Regional IMAT | | 13 | 8 | 62% | 1 | 3 | 1 | <u>Partially Mission Capable (PMC):</u> <ul style="list-style-type: none"> Region VI-1 <u>Not Mission Capable (NMC):</u> <ul style="list-style-type: none"> Regions IV-3, V & IX-1 (personnel shortages) <u>Deployed</u> <ul style="list-style-type: none"> Region IX-2 to CA | <ul style="list-style-type: none"> Green: 7 or more avail Yellow: 4 - 6 teams available Red: > 8 teams deployed/unavailable <p><i>R-IMAT also red if TL Ops/Log Chief is unavailable and has no qualified replacement.</i></p> |
| MCOV | | 60 | 59 | 98% | 0 | 1 | 0 | | <ul style="list-style-type: none"> Green = 80 – 100% avail Yellow = 60 – 79% avail Red = 59% or below avail Readiness remains 95% |

FEMA Readiness – National/Regional Teams



National/Regional Teams

| Resource | Status | Total | FMC Available | | Partially Available | Not Available | Deployed/ Activated | Comments | Rating Criterion |
|-----------|--------|-------|---------------|------|---------------------|---------------|---------------------|---------------------------|--|
| NWC | Green | 5 | 5 | 100% | 0 | 0 | Activated | Enhanced Watch (day only) | <ul style="list-style-type: none"> • Green = FMC • Yellow = PMC • Red = NMC |
| NRCC | Green | 2 | 344 | 89% | 0 | 44 | Not Activated | | |
| HLT | Green | 1 | N/A | N/A | 0 | 0 | Not Activated | | |
| DEST | Green | | | | | | Not Activated | | |
| RRCCs | Green | 10 | 10 | 100% | 0 | 0 | Not Activated | | |
| RWCs/MOCs | Green | 10 | 10 | 100% | 0 | 0 | Not Activated | | |



FEMA

FEMA's mission is to support our citizens and first responders to ensure that as a nation we work together to build, sustain, and improve our capability to prepare for, protect against, respond to, recover from, and mitigate all hazards.