

The Disaster Center is dedicated to the idea that disaster mitigation is cost effective and individuals pursuing their own interest are the greatest potential force for disaster reduction.

Please consider making a small donation to the Disaster Center



When disaster mitigation is cost effective, we are on the road to bringing disasters to an end.



# **FEMA**

## **Daily Operations Briefing**

**Tuesday, December 15, 2015**

**8:30 a.m. EST**

# Significant Activity: Dec 14-15



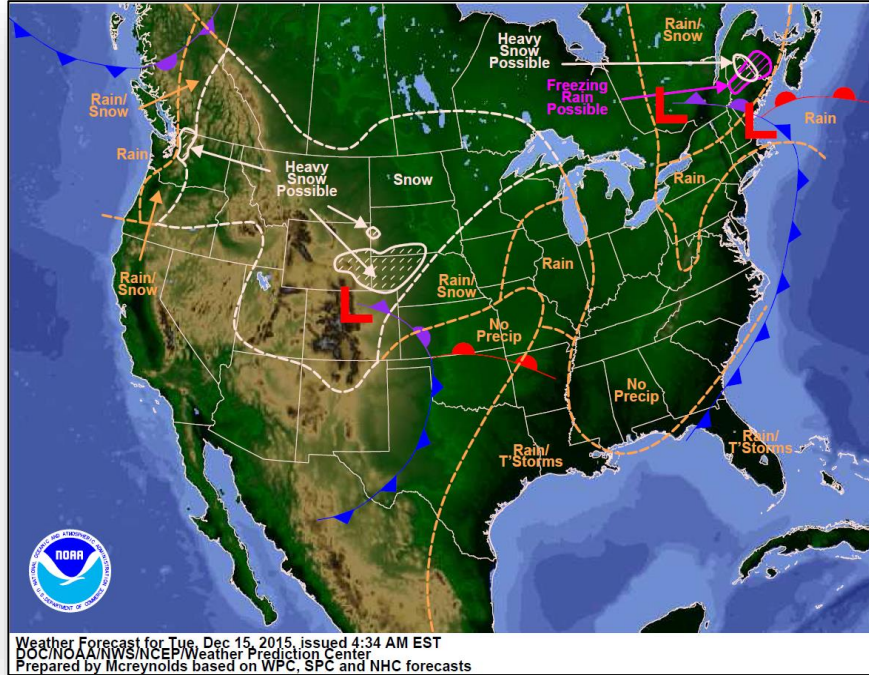
**Significant Events:** None

**Significant Weather:**

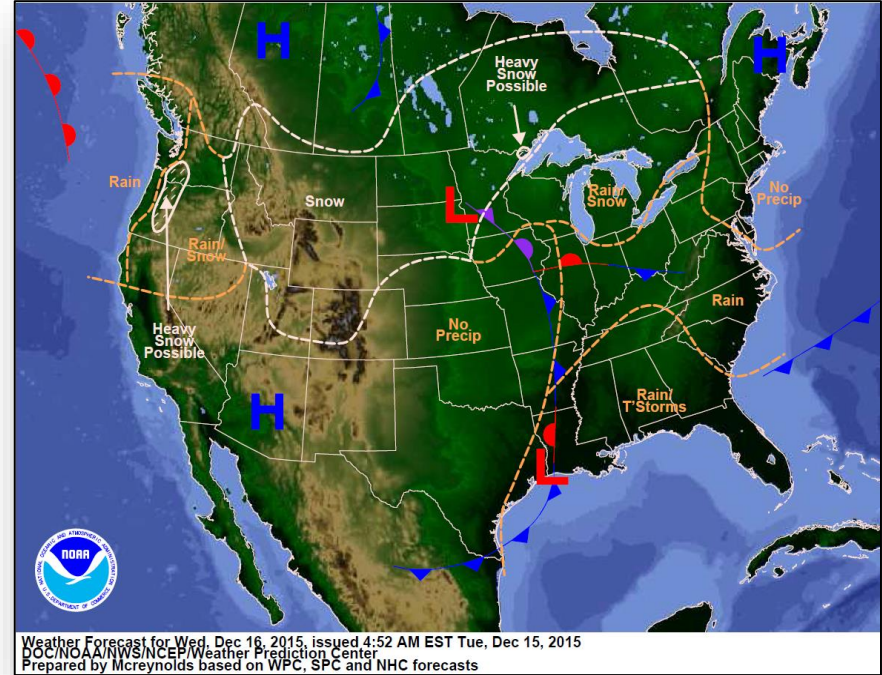
- Snow – Pacific Northwest, N. Intermountain, Northern/Central Rockies, Northern/Central Plains, Upper Mississippi Valley, & the Great Lakes
- Heavy snow possible – N. Intermountain, Central Rockies, & the Northeast
- Rain and Thunderstorms – Southern Plains, Lower Mississippi Valley, Southeast
- Red Flag Warnings: None
- Elevated Fire Weather Areas: TX & NM
- Space weather: Past 24 hours: minor/G1; next 24 hours: None

**Declaration Activity:** None

# National Weather Forecast



*Today*

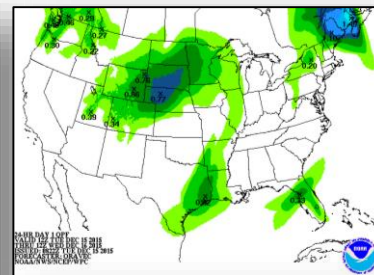
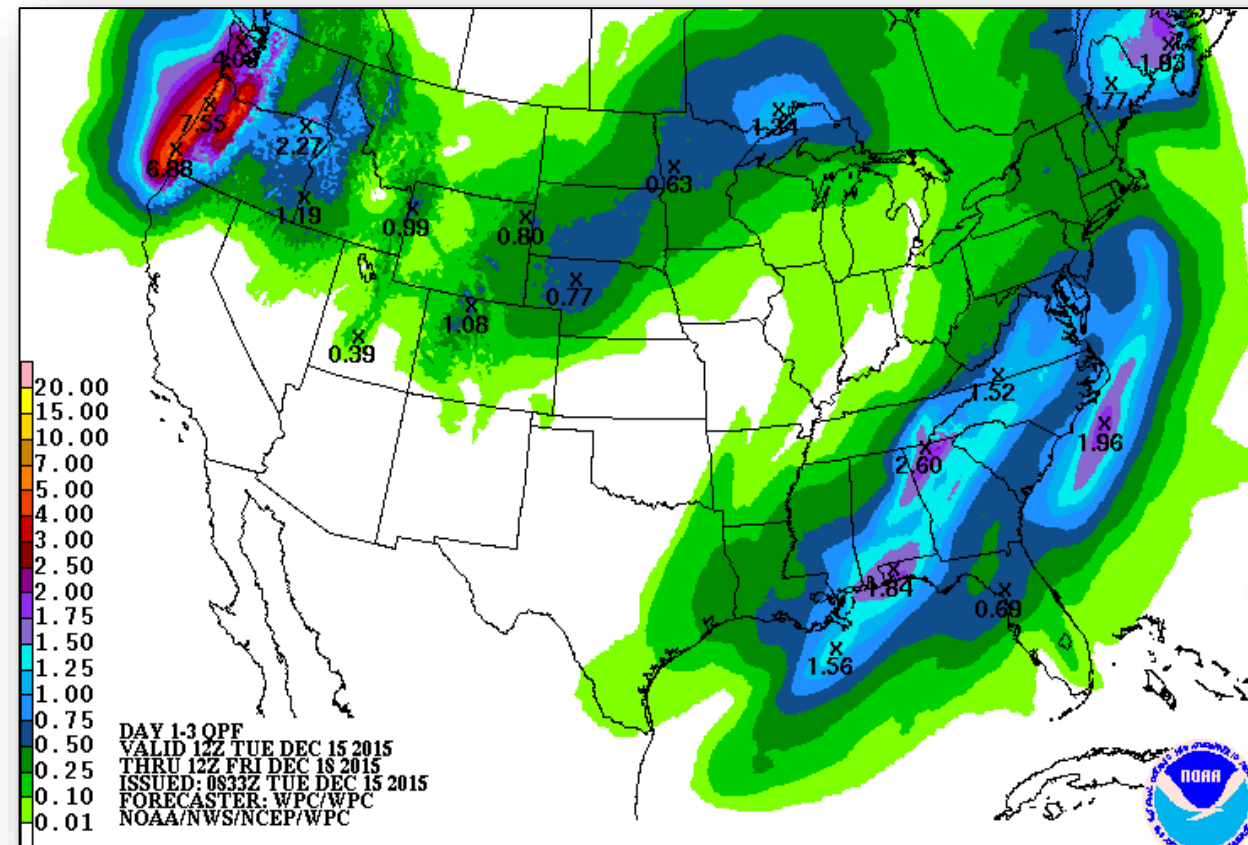


*Tomorrow*

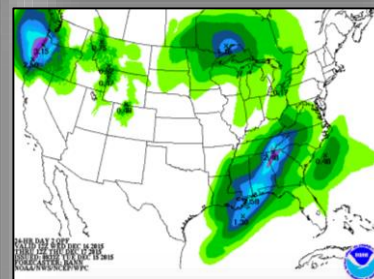


FEMA

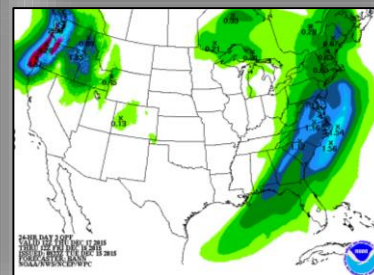
# Precipitation Forecast, 1-3 Day



Day 1



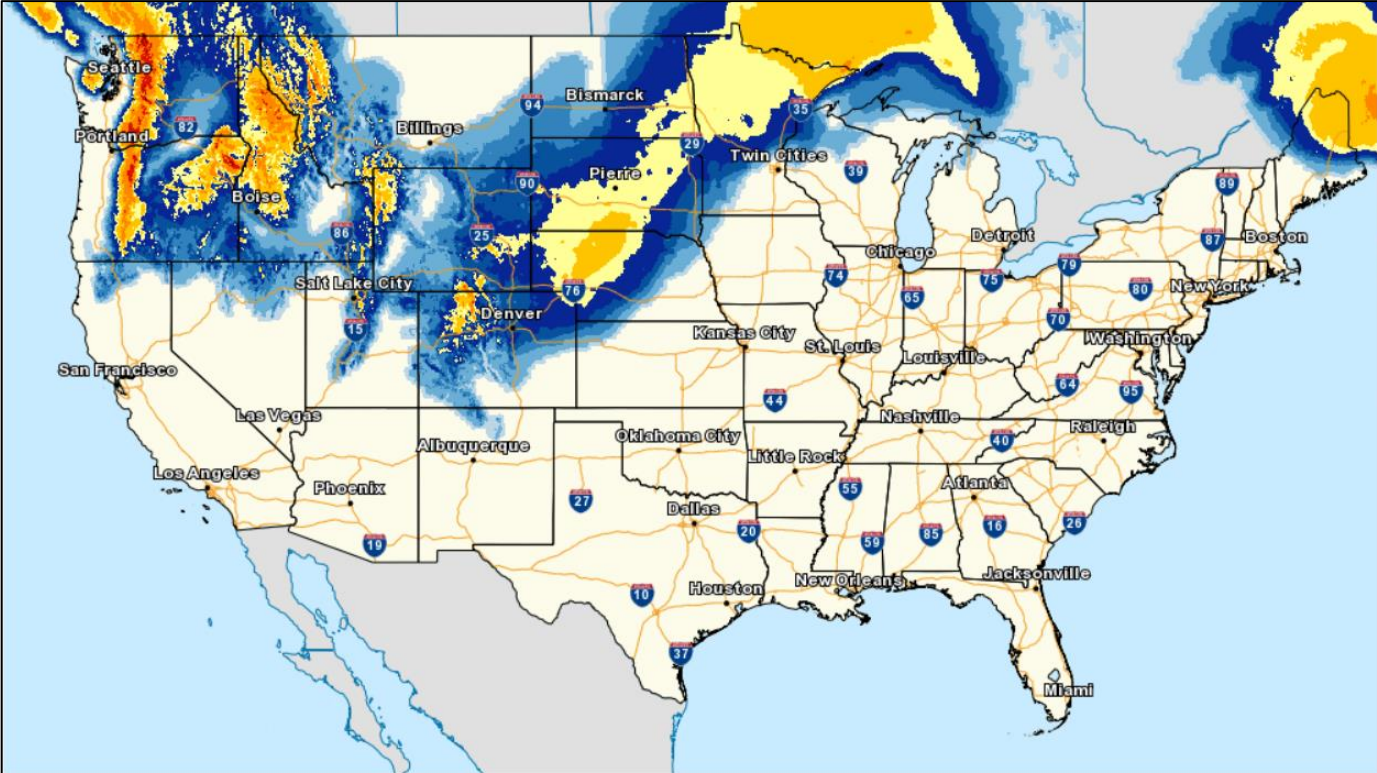
Day 2



Day 3



# Snowfall Forecast

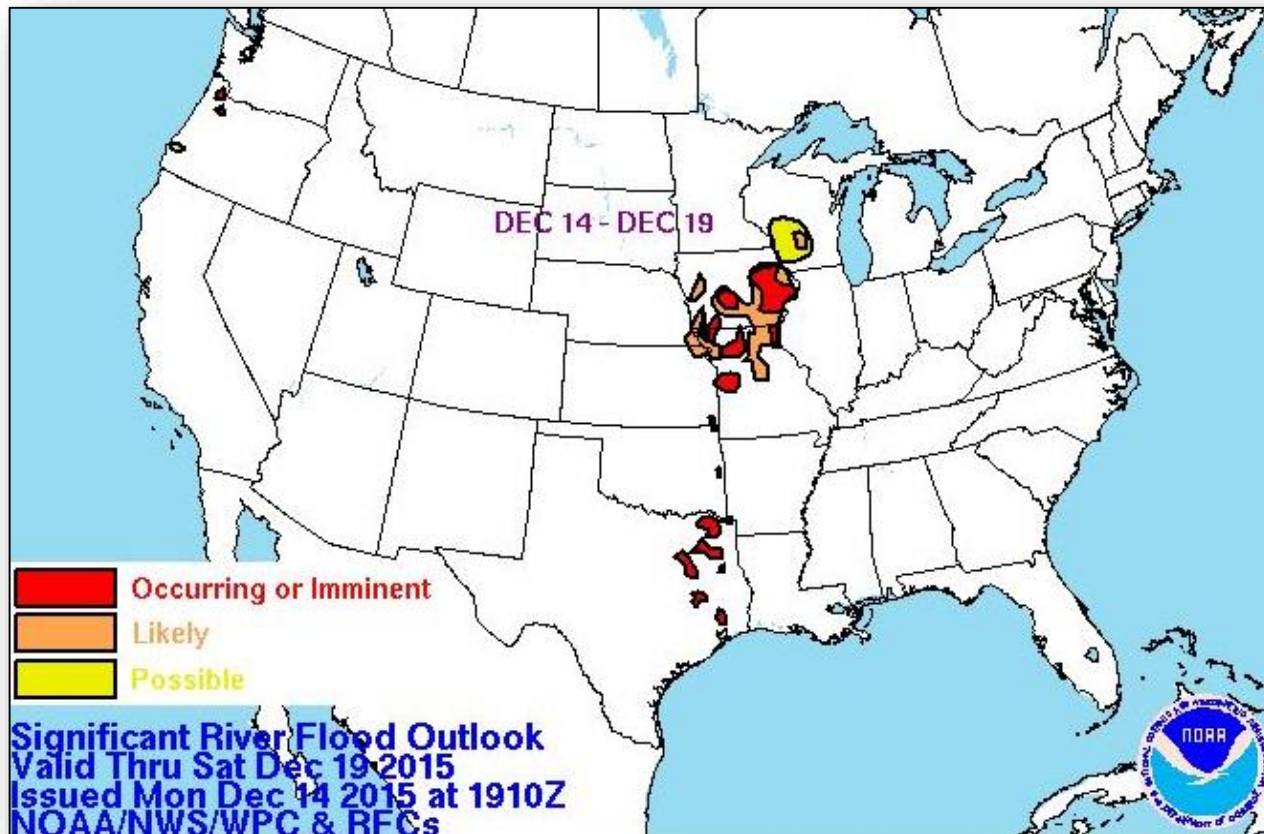


Valid ending at Friday December 18th, 2015 at 7 AM EST  
Created Tuesday December 15th, 2015 at 7:42 AM EST

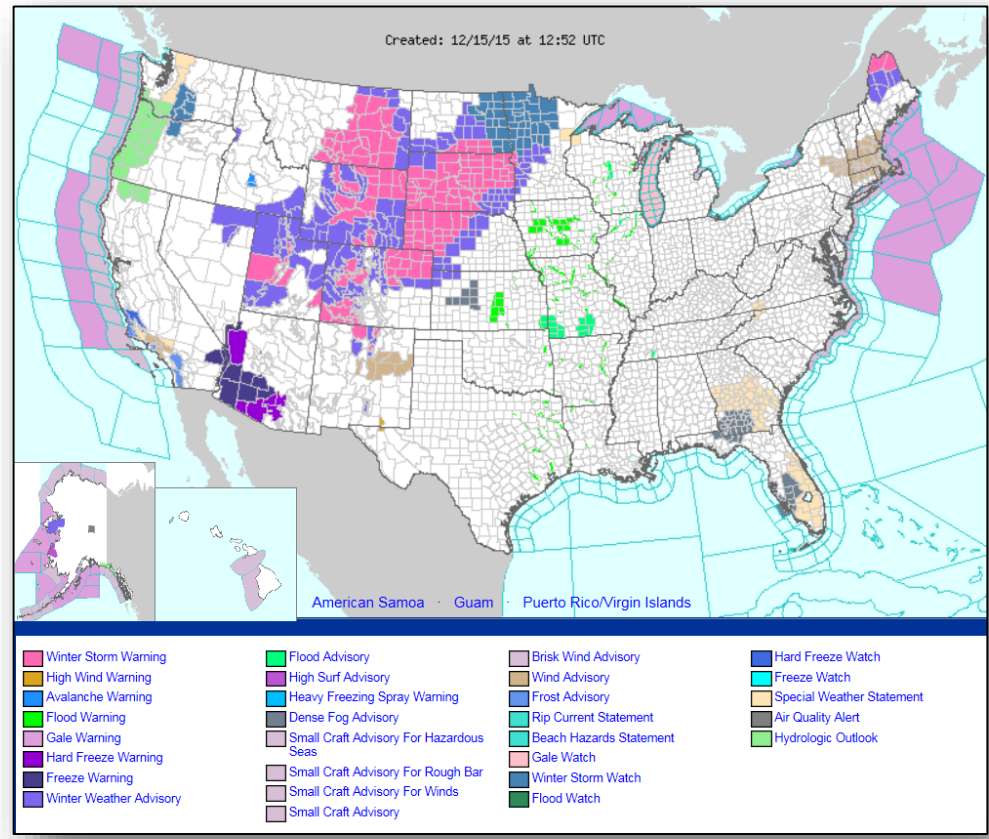
# Significant River Flood Outlook



FEMA



# Active Watches/Warnings

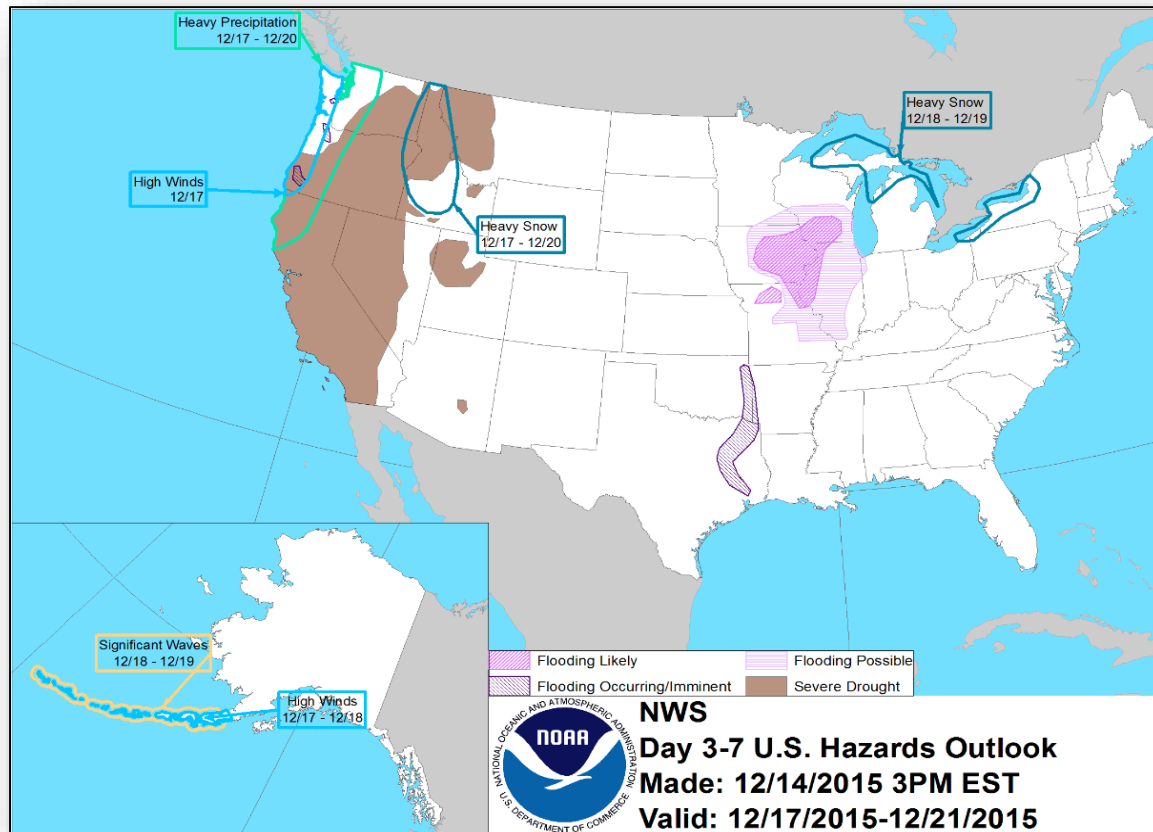




# Hazard Outlook, Dec 14 – Dec 18





FEMA



# Space Weather

	Past 24 Hours	Current	Next 24 Hours
Space Weather Activity	Minor	None	None
Geomagnetic Storms	G1	None	None
Solar Radiation Storms	None	None	None
Radio Blackouts	None	None	None



# Disaster Requests & Declarations

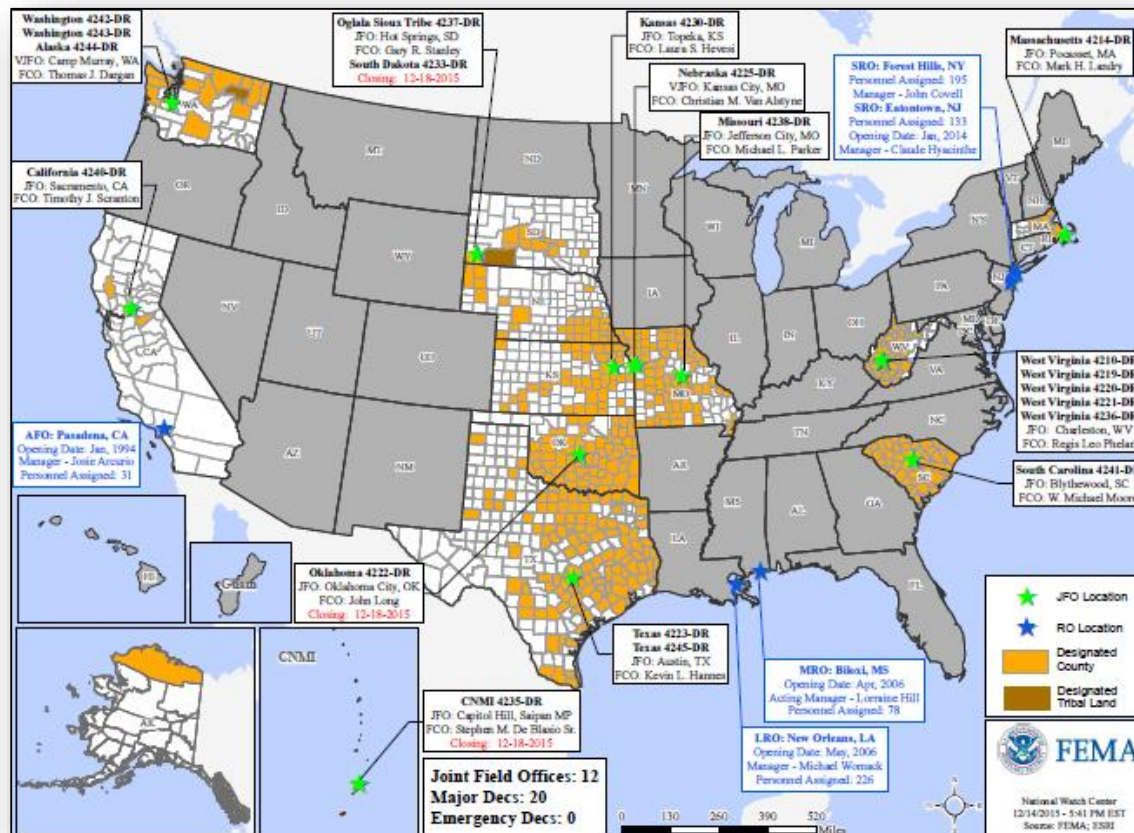


Declaration Requests in Process		Requests APPROVED (since last report)	Requests DENIED (since last report)
1	Date Requested	0	0
NJ – DR (Appeal) Severe Storms and Flooding	December 9, 2015		

# Open Field Offices as of December 15



FEMA



# Joint Preliminary Damage Assessments



Region	State / Location	Event	IA/PA	Number of Counties		Start – End
				Requested	Complete	
VI	TX	Heavy Rain & Flooding October 30-31, 2015	PA	19	12 (+1)	11/19 - TBD
	OK	Winter Storm, Freezing Rain, Ice, & Flooding November 28-30, 2015	PA	16	13 (+1)	12/8 -TBD
X	WA	Severe Wind Storm November 12-21, 2015	PA	31	0	12/9 – 12/18
			IA	2	0	12/14 – 12-15



# FEMA Readiness – Deployable Teams /Assets



Deployable Teams/Assets									
Resource	Status	Total	FMC Available		Partially Available	Not Available	Detailed, Deployed, Activated	Comments	Rating Criterion
FCO		38	17	45%	0	3	18		OFDC Readiness: FCO    Green    Yellow    Red Type 1   3+            2            1 Type 2   4+            3            2 Type 3   4              3            2  FDRC    3              2            1
FDRC		8	3	38%	0	0	5		
US&R		28	27	96%	0	1	0	NM-TF1 (Red) - Personnel shortages	
National IMAT		3	3	100	0	0	0		<ul style="list-style-type: none"> <li>• Green: 3 avail</li> <li>• Yellow: 1-2 avail</li> <li>• Red: 0 avail (<i>Individual N-IMAT red if 50% of Section Chiefs and/or Team Leader is unavailable for deployment.</i>)</li> </ul>
Regional IMAT		13	7	53%	0	1	5	<u>Deployed:</u> RVI (Team 2) Deployed to TX RVII Deployed to MO RIX (Team 1) Deployed to CNMI; (Team 2) Deployed to CA RX Deployed to WA <u>NMC:</u> RV (Team 1) Red – Personnel Shortages	<ul style="list-style-type: none"> <li>• Green: 7 or more avail</li> <li>• Yellow: 4 - 6 teams available</li> <li>• Red: &gt; 8 teams deployed/unavailable</li> </ul> <i>R-IMAT also red if TL Ops/Log Chief is unavailable &amp; has no qualified replacement</i>
MCOV		59	33	56%	0	13	13	6 MCOVs deployed to SC (FEMA-4241-DR) 7 MCOVs deployed to TX (FEMA-4245-DR)	<ul style="list-style-type: none"> <li>• Green = 80 – 100% avail</li> <li>• Yellow = 60 – 79% avail</li> <li>• Red = 59% or below avail</li> <li>• Readiness remains 95%</li> </ul>

# FEMA Readiness – National/Regional Teams



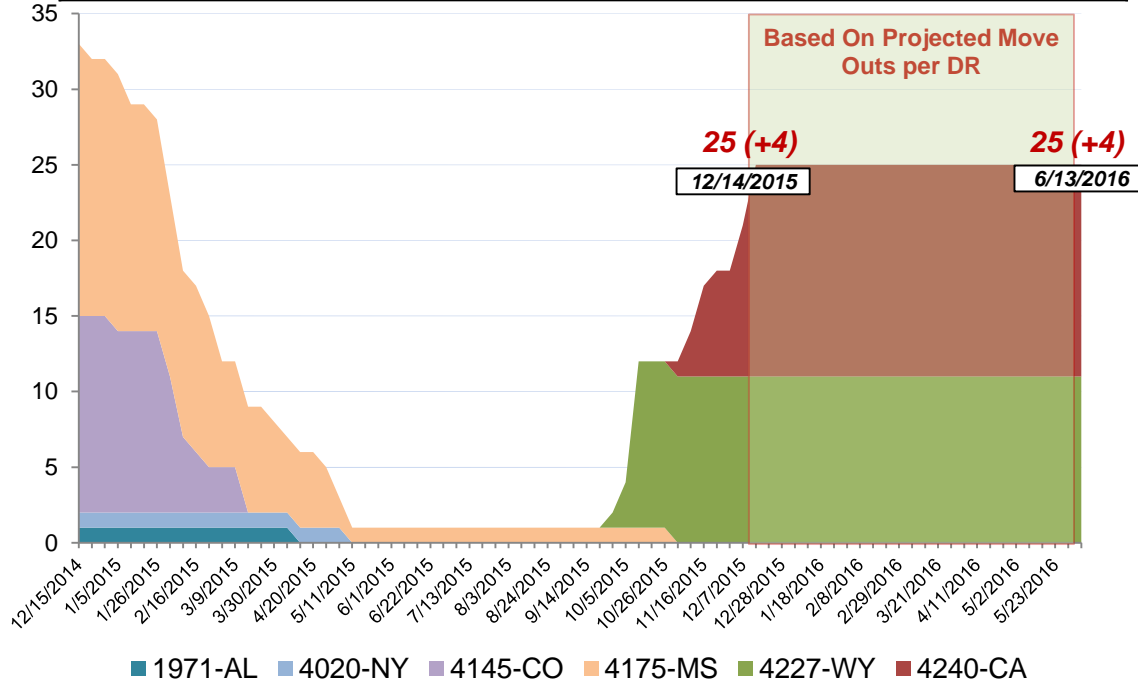
National/Regional Teams									
Resource	Status	Total	FMC Available		Partially Available	Not Available	Status	Comments	Rating Criterion
NWC		5	5	100%	0	0	Watch/Steady State		<ul style="list-style-type: none"> <li>• Green = FMC</li> <li>• Yellow = PMC</li> <li>• Red = NMC</li> </ul>
NRCC		2	344	89%	0	44	Not Activated		
HLT		1	N/A	N/A	0	0	Not Activated		
DEST							Not Activated		
RRCCs		10	10	100%	0	0	Not Activated		
RWCs/MOCs		10	10	100%	0	0	Not Activated		

# Direct Housing

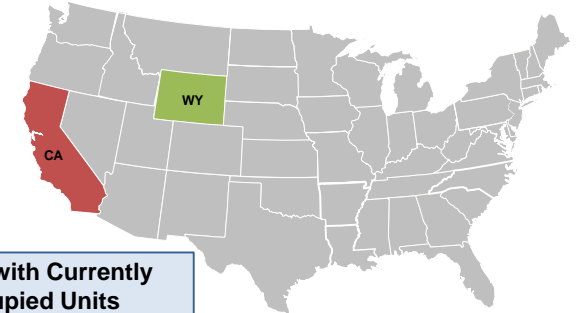


FEMA

**Total Households in FEMA Direct Housing per State**  
 Past Year per Week, 12/15/2014 – 12/14/2015, Projected to 06/13/2016  
 There are currently **24** Households Occupying **24** Temporary Units



DR	IA Declaration Date	Program End Date	Current # of Households in Direct Housing (Weekly Change)
4227-WY	7/7/2015	1/7/2017	11 (0)
4140-CA	9/22/2015	3/22/2017	14 (+4)



# NPSC Activity



FEMA

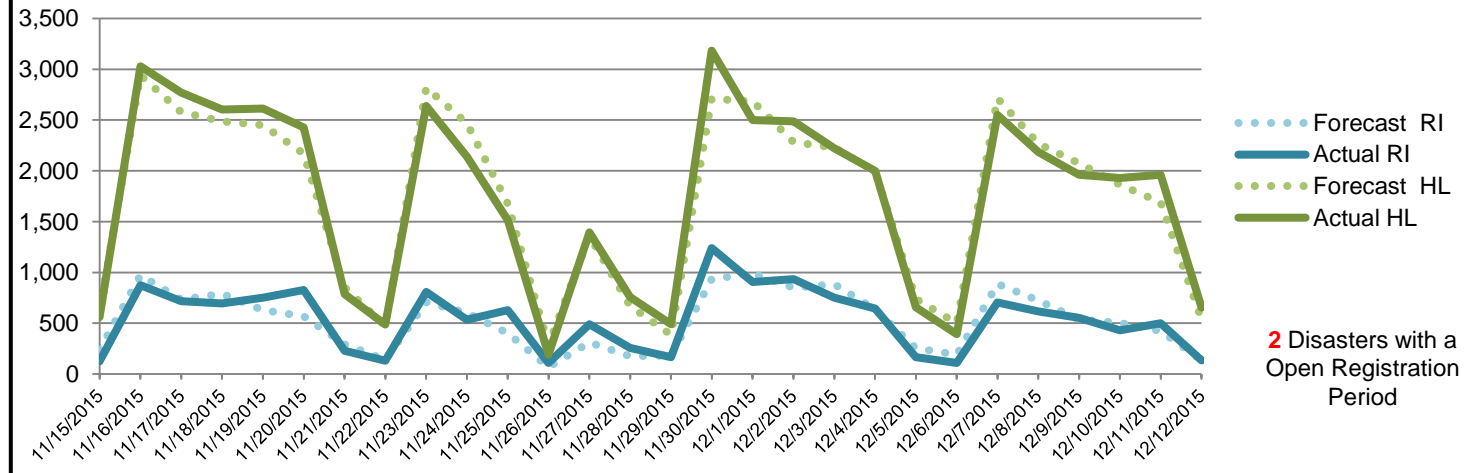
## NPSC Call Activity in the Past Week

12/06/2015 through 12/12/2015

Call Type	Projected Calls	Actual Calls	Average Answer Time	Maximum Delay Time
Registration Intake	4,728	4,807	:9	7:31
Helpline	13,020	13,536	:11	5:05
All Calls	17,748	18,343	:10	7:31

## NPSC Call Forecasting and Actual Calls Over the Past 4 Weeks

11/15/2015 through 12/12/2015



# Individual Assistance Activity



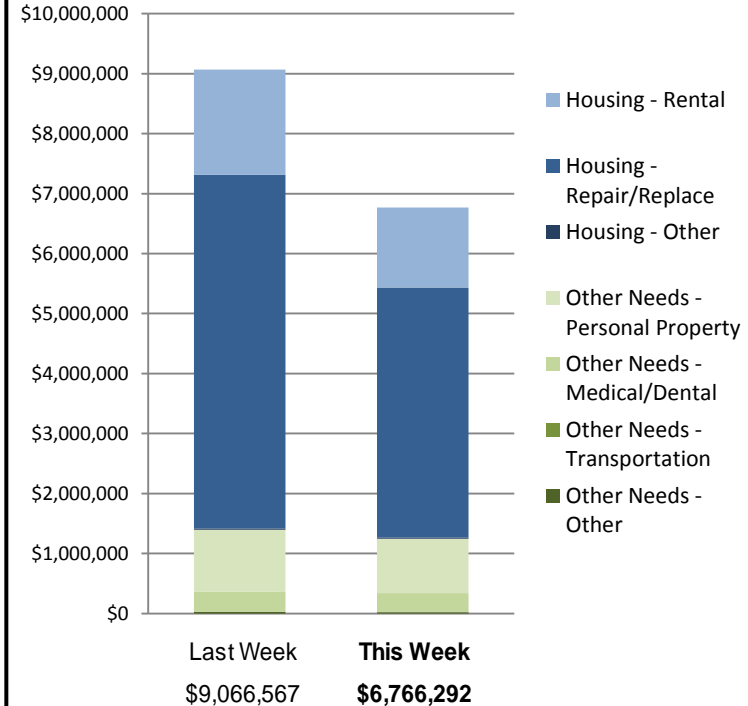
FEMA

## Individuals and Households Program Activity

as of 12/14/2015 at 0000 EST

		In Past 7 Days		Cumulative	
		Applicants Approved	Amount Approved	Applicants Approved	Amount Approved
Open Registration Period	4241-SC Declared 10-05-2015 End Of Reg Period 01-04-2016				
	Housing Assistance	1,043	\$2,182,734.19	22,077	\$64,109,078.87
	Other Needs Assistance	231	\$416,420.53	6,714	\$9,841,613.07
	<b>Total IHP</b>		<b>\$2,599,154.72</b>		<b>\$73,950,691.94</b>
	4245-TX Declared 11-25-2015 End Of Reg Period 01-25-2016				
	Housing Assistance	593	\$3,115,350.88	1,485	\$9,424,864.16
	Other Needs Assistance	333	\$751,996.00	695	\$1,791,187.00
	<b>Total IHP</b>		<b>\$3,867,346.88</b>		<b>\$11,216,051.16</b>
Other IHP Active	9 Declarations IHP Programmatically Open - Closed Registration *				
	Housing Assistance	65	\$220,191.66		
	Other Needs Assistance	33	\$79,599.09		
	<b>Total IHP</b>		<b>\$299,790.75</b>		
	<b>Total IHP Approved in Past Week</b>		<b>\$6,766,292.35</b>		

## IHP Approved per Category In the Past 2 Weeks – 11/30/2015 through 12/14/2015







# FEMA

**FEMA's mission is to support our citizens and first responders to ensure that as a nation we work together to build, sustain, and improve our capability to prepare for, protect against, respond to, recover from, and mitigate all hazards.**