

The Disaster Center is dedicated to the idea that disaster mitigation is cost effective and individuals pursuing their own interest are the greatest potential force for disaster reduction.

Please consider making a small donation to the Disaster Center



When disaster mitigation is cost effective, we are on the road to bringing disasters to an end.



FEMA

Daily Operations Briefing

Tuesday, December 16, 2014

8:30 a.m. EST

Significant Activity: Dec 15 – 16



Significant Events: No significant activity

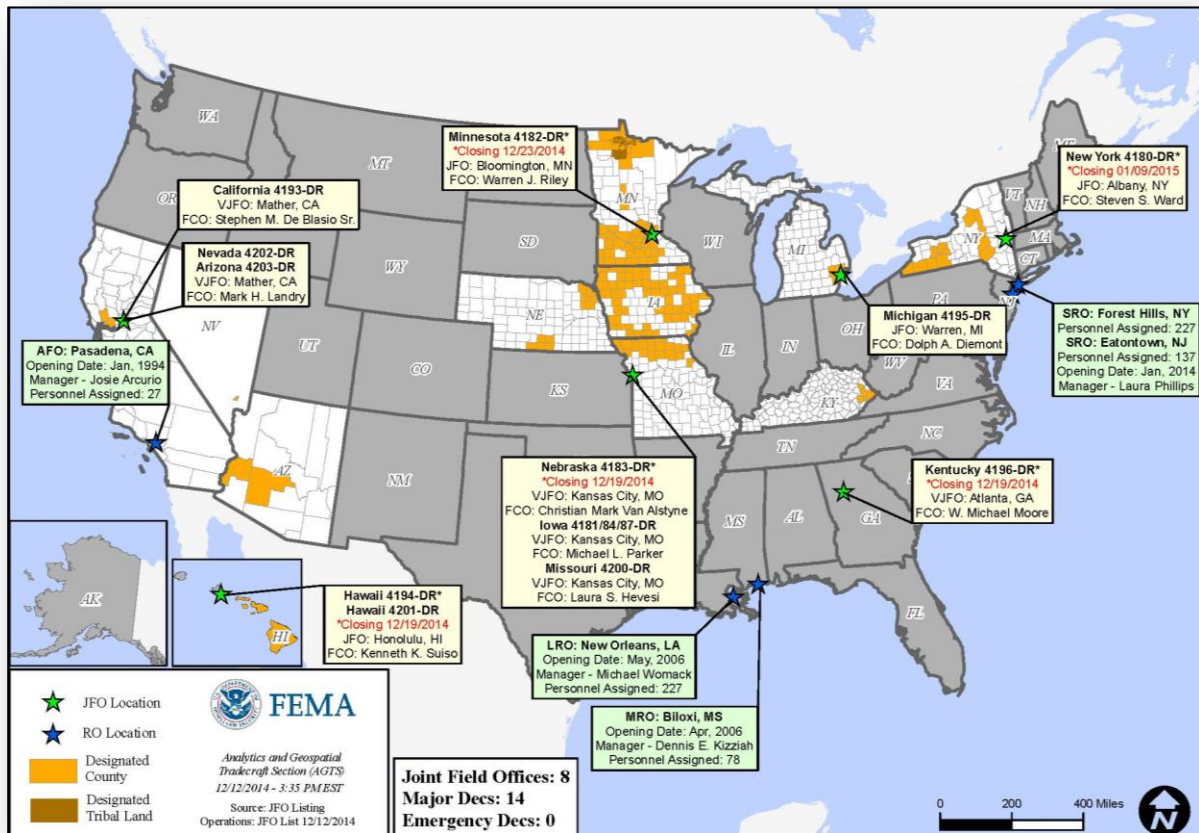
Significant Weather:

- Heavy snow possible – Sierras and Upper Great Lakes
- Snow – Northern Intermountain/Central Great Basin to Rockies
- Rain and snow – Southwest; Northern Intermountain/Northern Rockies; Upper Mississippi Valley to Great Lakes
- Rain – West Coast to Southwest; Southern Plains; Southeast to Ohio Valley and Northeast
- Elevated Fire Weather Areas: none; Red Flag Warnings: none
- Space Weather: Past 24 hours – no space weather storms were observed; next 24 hours – no space weather storms are predicted

Disaster Activity: None

FEMA Readiness: No significant changes

Open Field Offices as of Dec 16



Disaster Requests & Declarations

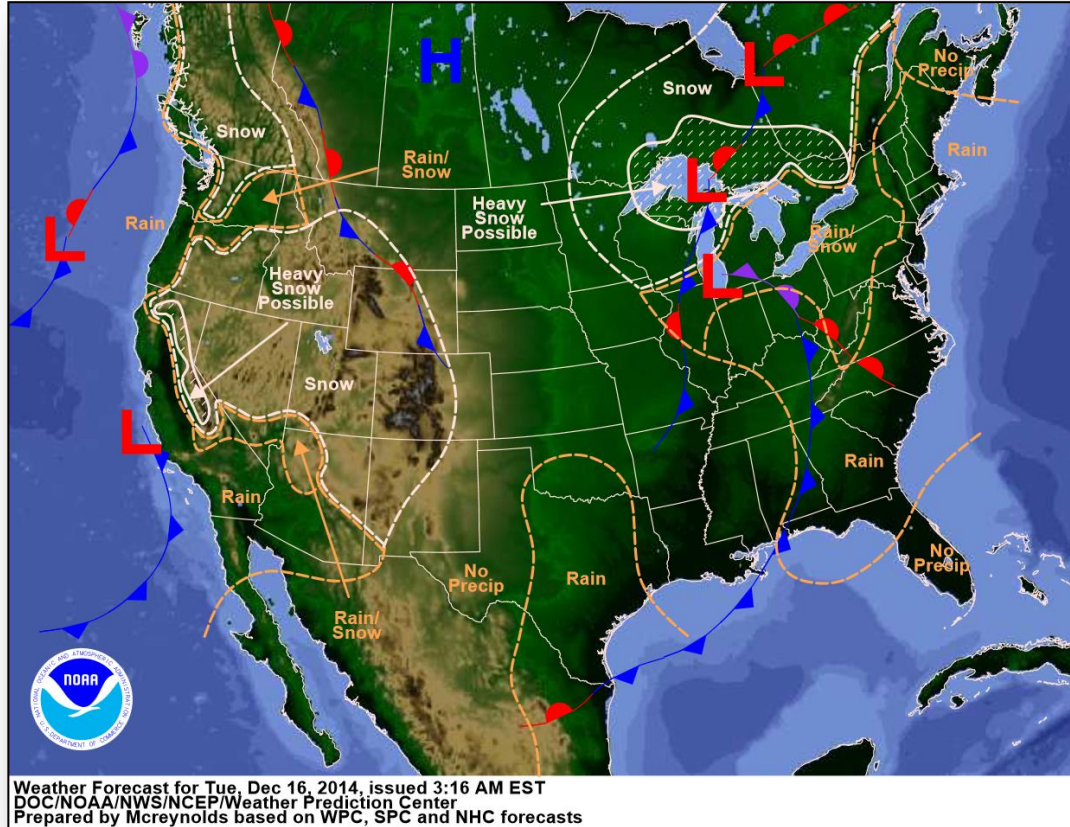


Declaration Requests in Process		Requests APPROVED (since last report)	Requests DENIED (since last report)
1	Date Requested	0	0
NY – DR Severe Winter Storms, Snowstorm, and Flooding	December 11, 2014		

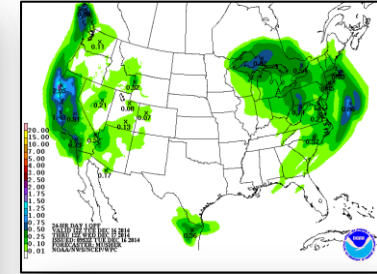
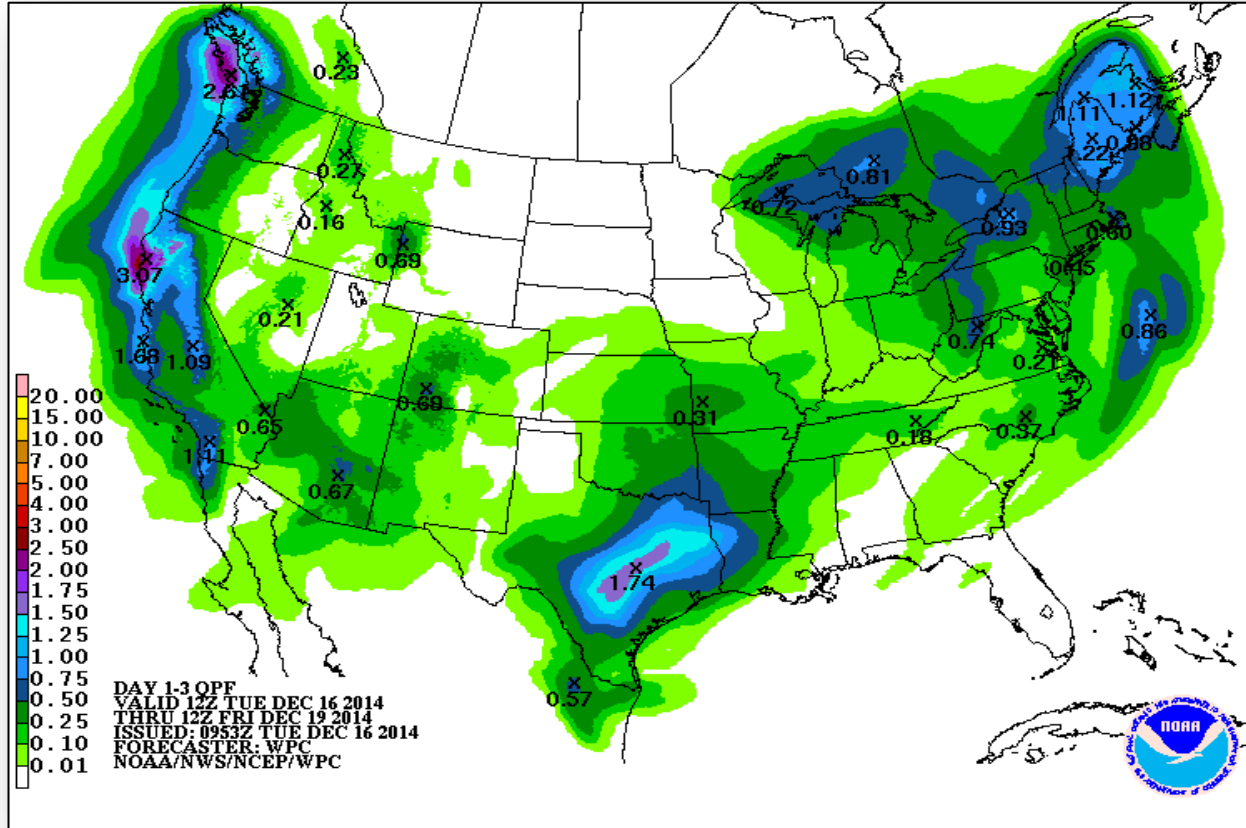
National Weather Forecast



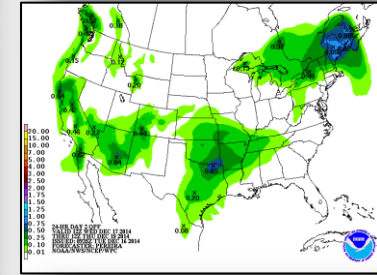
FEMA



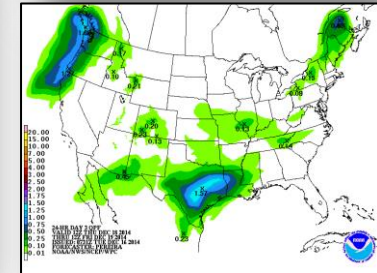
Precipitation Forecast – 3 Day



Day 1

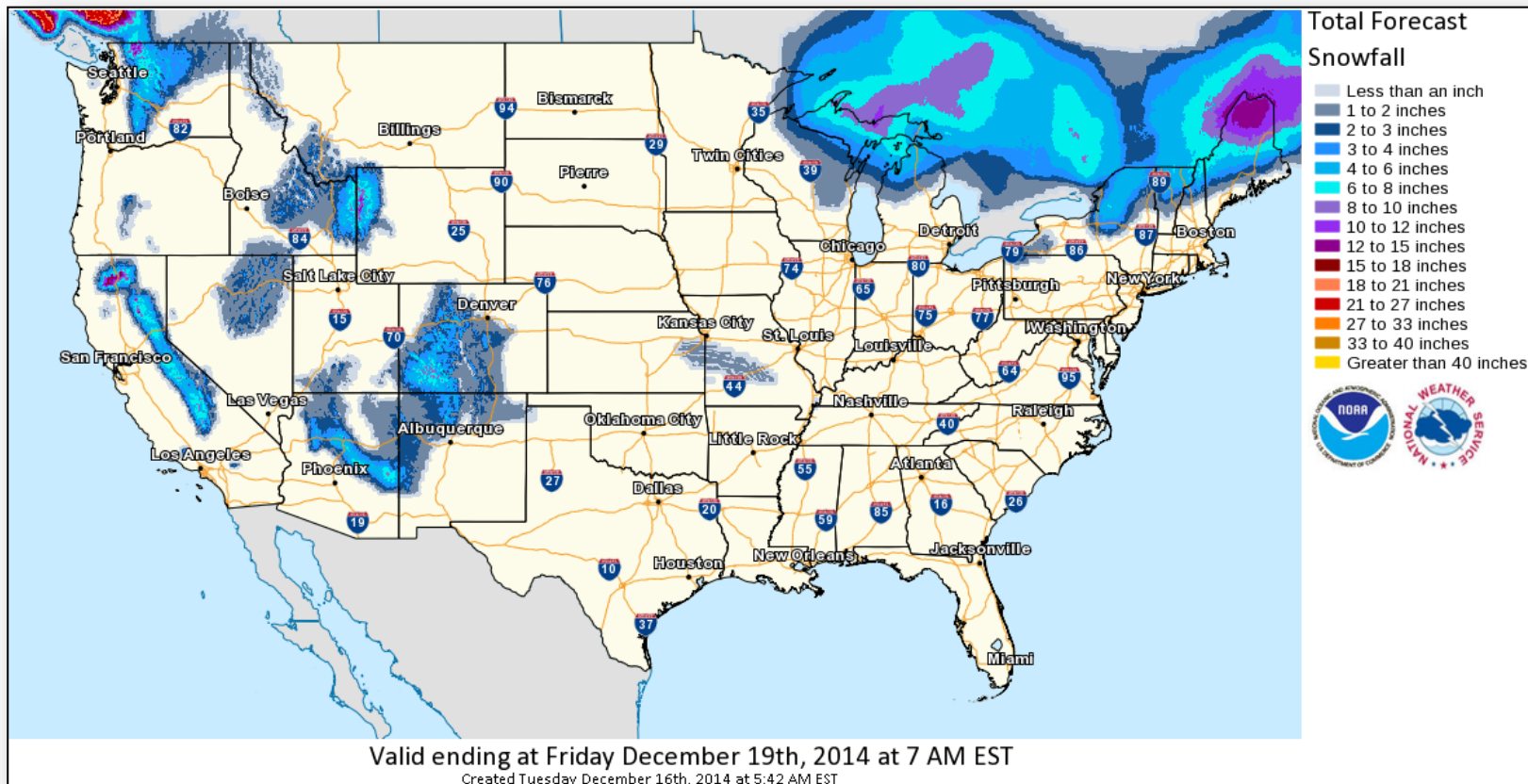


Day 2

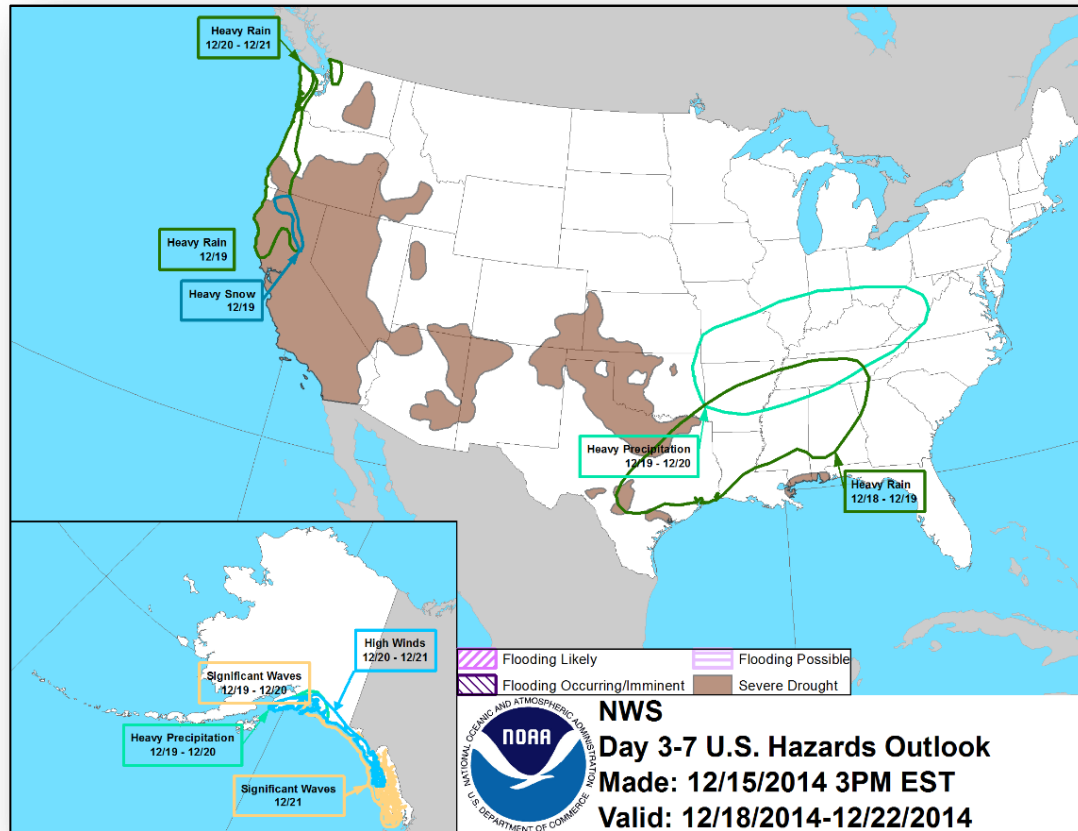


Day 3

Total Forecast Snowfall


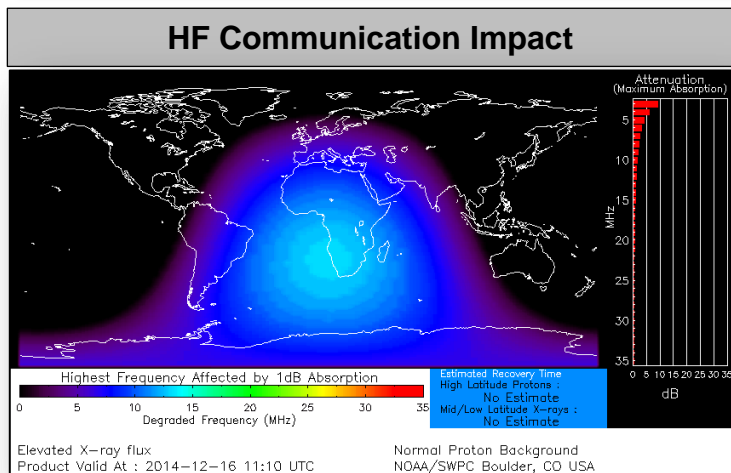


Hazard Outlook: Dec 18 - 22



Space Weather

NOAA Scales Activity (Range: 1/minor to 5/extreme)	Past 24 Hours	Current	Next 24 Hours
Space Weather Activity:	None	None	None
• Geomagnetic Storms	None	None	None
• Solar Radiation Storms	None	None	None
• Radio Blackouts	None	None	None



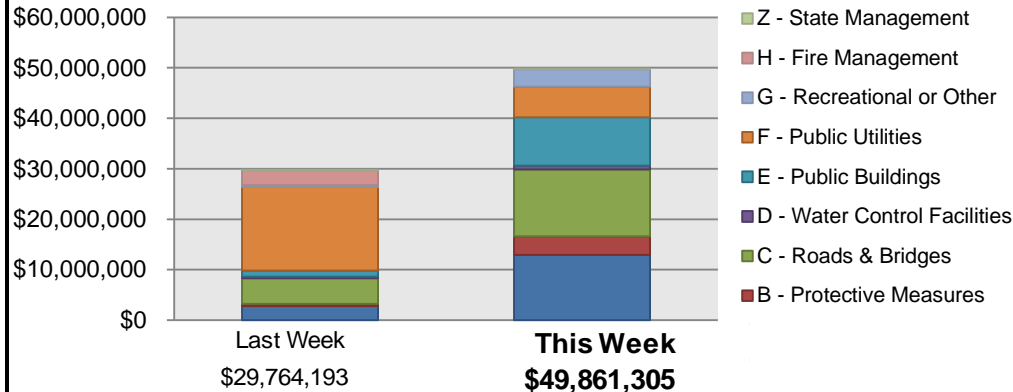
Public Assistance Grant Program



FEMA

PA Project Worksheets Obligated in past week, as of 12/15/2014 at 1400 EDT										
PA Category	Emergency Work		Permanent Work							Total
	A - Debris Removal	B - Protective Measures	C - Roads & Bridges	D - Water Control Facilities	E - Public Buildings	F - Public Utilities	G - Recreational or Other	H - Fire Management	Z - State Management	
Number Of PWS Obligated	80	58	116	5	61	35	20	0	3	378
Federal Share Obligated	\$12,950,999.71	\$3,674,589.83	\$13,259,965.56	\$760,128.50	\$9,539,901.83	\$6,098,250.06	\$3,410,635.11	\$0.00	\$166,834.26	\$49,861,304.86

Public Assistance Obligated per Category
In the Past 2 Weeks – 12/1/2014 through 12/15/2014



PA Highlights

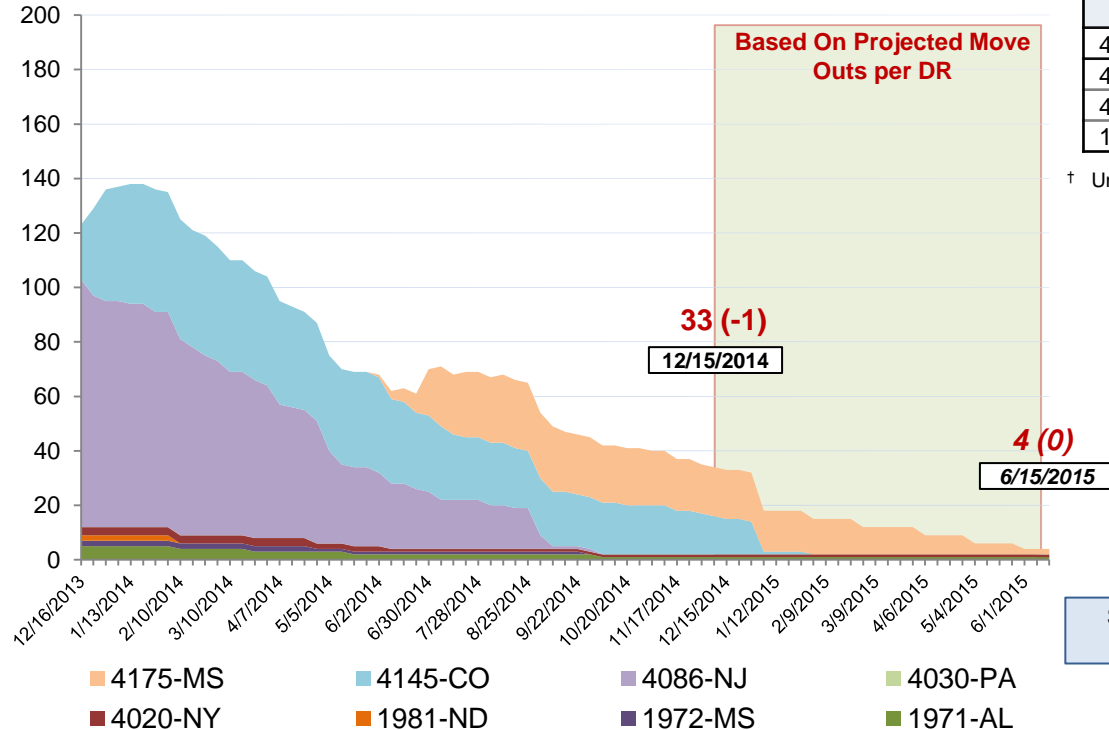
- On 12/08 the New York's Metropolitan Transit Authority (MTA) was obligated approximately \$5 Million in Public Buildings costs under PA Category E to make erosion control repairs to the Cross Bay Bridge as a result of DR-4085, Hurricane Sandy.

Direct Housing



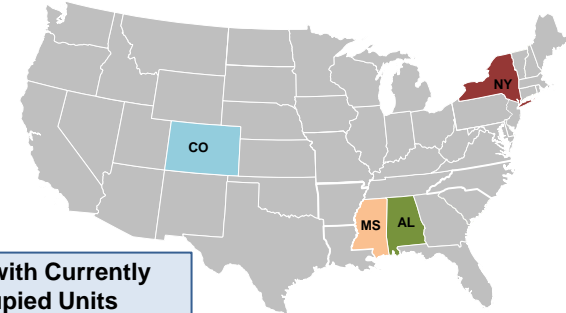
FEMA

Total Households in FEMA Direct Housing per State
 Past Year per Week, 12/16/2013 – 12/15/2014, Projected to 6/15/2015
 There are currently **33** Households Occupying **35** Temporary Units



DR	IA Declaration Date	Program End Date	Current # of Households in Direct Housing (Weekly Change)
4175-MS	04/30/2014	10/30/2015	18 (0)
4145-CO	09/14/2013	03/14/2015	13 (-1)
4020-NY [†]	08/31/2011	06/01/2013	1 (0)
1971-AL [†]	04/28/2011	10/28/2012	1 (0)

[†] Units are under authority of Department of Justice



States with Currently Occupied Units

NPSC Activity

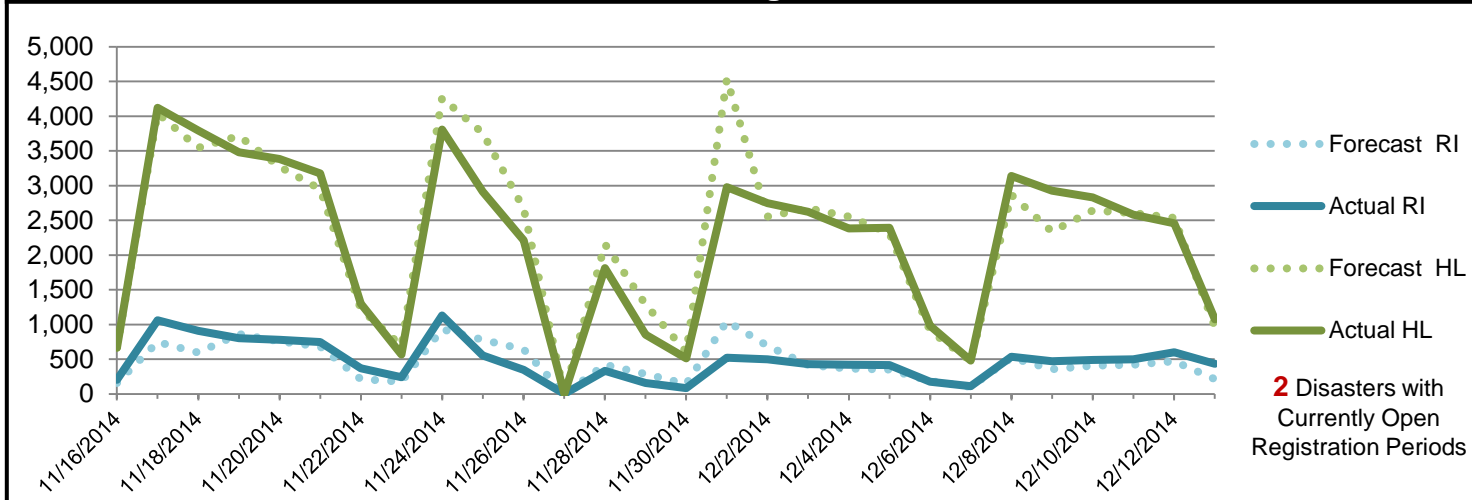


FEMA

NPSC Call Activity in the Past Week 12/7/2014 through 12/13/2014

Call Type	Projected Calls	Actual Calls	Average Answer Time	Maximum Answer Time	Minimum Answer Time
Registration Intake	2,494	3,145	:13	2:23	:06
Helpline	14,425	15,489	:12	:25	:07
All Calls	16,919	18,634	:12	:33	:06

NPSC Call Forecasting and Actual Calls Over the Past 4 Weeks 11/16/2014 through 12/13/2014



Individual Assistance Activity



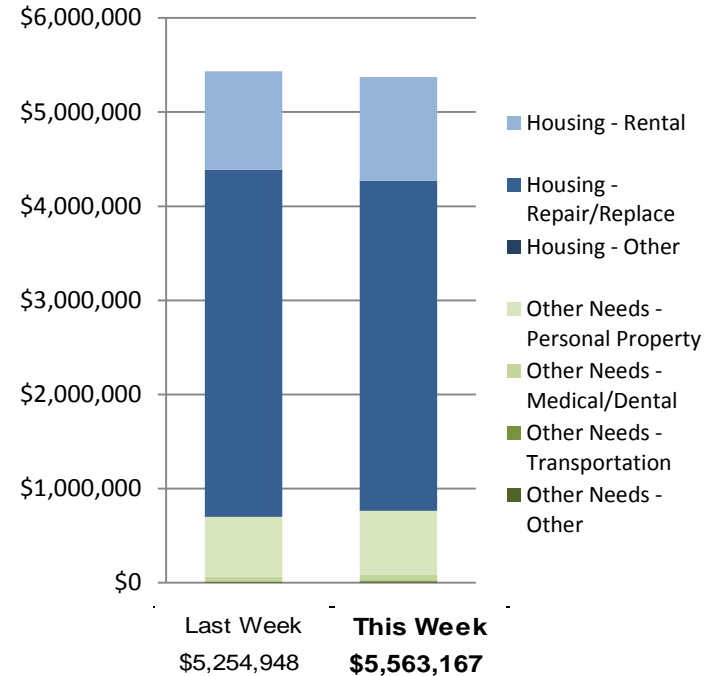
FEMA

Individuals and Households Program Activity as of December 15, 2014 at 1500 EDT

Open Registration Period		In Past 7 Days		Cumulative	
		Applicants Approved	Amount Approved	Applicants Approved	Amount Approved
	DR-4193-California Dec. - 10/27/14 End of Reg. Period - 12/26/14				
	Housing Assistance	174	\$529,657	2,454	\$7,965,933
	Other Needs Assistance	151	\$92,777	1,016	\$633,476
	DR-4195-Michigan* Dec. - 9/24/14 End of Reg. Period - 11/24/14				
	Housing Assistance	1,179	\$4,251,841	55,412	\$111,270,996
	Other Needs Assistance	866	\$688,892	40,517	\$30,926,675
	Total IHP		\$5,563,167		\$150,797,080

* Extended

IHP Approved per Category In the Past 2 Weeks – 12/1/2014 through 12/15/2014



FEMA Readiness – Deployable Teams /Assets



Deployable Teams/Assets									
Resource	Status	Total	FMC Available		Partially Available	Not Available	Detailed Deployed Activated	Comments	Rating Criterion
FCO		40	15	38%	0	3	22		OFDC Readiness: FCO Green Yellow Red Type 1 3+ 2 1 Type 2 4+ 3 2 Type 3 4 3 2 FDRC 3 2 1
FDRC		10	7	70%	0	0	3		
US&R		28	27	96%	0	1	0	NM-TF1 (Red – Personnel shortages)	<ul style="list-style-type: none"> • Green = Available/FMC • Yellow = Available/PMC • Red = Out-of-Service • Blue = Assigned/Deployed
National IMAT		3	1	33%	0	0	2	<ul style="list-style-type: none"> • IMAT East 1 – Deployed to FEMA HQ • IMAT West – Deployed to GA 	<ul style="list-style-type: none"> • Green: 3 avail • Yellow: 1-2 avail • Red: 0 avail (<i>Individual N-IMAT red if 50% of Section Chiefs and/or Team Leader is unavailable for deployment.</i>)
Regional IMAT		13	8	62%	1	3	1	<u>Partially Mission Capable (PMC):</u> <ul style="list-style-type: none"> • Region VI-1 <u>Not Mission Capable (NMC):</u> <ul style="list-style-type: none"> • Regions IV-3, V & IX-1 (personnel shortages) <u>Deployed</u> <ul style="list-style-type: none"> • Region IX-2 to CA 	<ul style="list-style-type: none"> • Green: 7 or more avail • Yellow: 4 - 6 teams available • Red: > 8 teams deployed/unavailable <i>R-IMAT also red if TL Ops/Log Chief is unavailable and has no qualified replacement.</i>
MCOV		60	59	98%	0	1	0		<ul style="list-style-type: none"> • Green = 80 – 100% avail • Yellow = 60 – 79% avail • Red = 59% or below avail • Readiness remains 95%

FEMA Readiness – National/Regional Teams



National/Regional Teams									
Resource	Status	Total	FMC Available		Partially Available	Not Available	Deployed/ Activated	Comments	Rating Criterion
NWC		5	5	100%	0	0	Activated	Enhanced Watch (day only)	<div>• Green = FMC</div> <div>• Yellow = PMC</div> <div>• Red = NMC</div>
NRCC		2	344	89%	0	44	Not Activated		
HLT		1	N/A	N/A	0	0	Not Activated		
DEST							Not Activated		
RRCCs		10	10	100%	0	0	Not Activated		
RWCs/MOCs		10	10	100%	0	0	Not Activated		



FEMA

FEMA's mission is to support our citizens and first responders to ensure that as a nation we work together to build, sustain, and improve our capability to prepare for, protect against, respond to, recover from, and mitigate all hazards.