

The Disaster Center is dedicated to the idea that disaster mitigation is cost effective and individuals pursuing their own interest are the greatest potential force for disaster reduction.

Please consider making a small donation to the Disaster Center



When disaster mitigation is cost effective, we are on the road to bringing disasters to an end.



FEMA

Daily Operations Briefing

Friday, December 19, 2014

8:30 a.m. EST

Significant Activity: Dec 18-19



Significant Events: No significant activity

Significant Weather:

- Isolated to scattered thunderstorms – Southern Plains to Southeast and Mid-Atlantic
- Flash flooding possible – Lower Mississippi Valley
- Heavy snow possible – Pacific Northwest and Sierra Nevada Mountains
- Rain and snow – Pacific Northwest to Central Great Basin
- Snow – Northern/Central Rockies to Upper Mississippi Valley
- Rain – Middle Mississippi and Tennessee valleys to the Southeastern U.S.
- Critical Fire Weather Areas: none; Red Flag Warnings: none
- Space Weather: Past 24 hours – Moderate: R2/Radio blackouts observed; next 24 hours – Minor: R1/Radio blackouts expected

Disaster Activity: None

FEMA Readiness: No significant changes

Open JFOs Friday, December 19, 2014



FEMA

Days Open # Days Till Close

JFO	Event Nbr	Date Opened	Est Closed Date▲	Op Period End	# of Counties Declared	Level	# of JFO Staff	0 30 60 90 120 150 180 210 240 270 300 330 360 390 420 450
Hawaii	4201	11/04/2014		11/14/2014	1	III	0	44 0
New York	4180	07/15/2014	01/09/2015	01/09/2015	11	III	22	156 22 178
California	4193	09/15/2014	01/16/2015	12/18/2014	2	III	67	94 29 123
Michigan	4195	09/26/2014	01/30/2015	12/16/2014	3	III	105	83 43 128
Nevada	4202	11/05/2014	01/30/2015	12/19/2014	1	III	7	43 43 86
Arizona	4203	11/05/2014	01/30/2015	12/17/2014	2	III	3	43 43 86
Iowa	4184	07/24/2014	02/02/2015	12/19/2014	26	III	31	147 48 193
Missouri	4200	10/31/2014	04/30/2015	12/19/2014	20	III	64	48 133 181
Minnesota	4182	07/21/2014	12/23/2014	12/18/2014	37	III	105	150 155

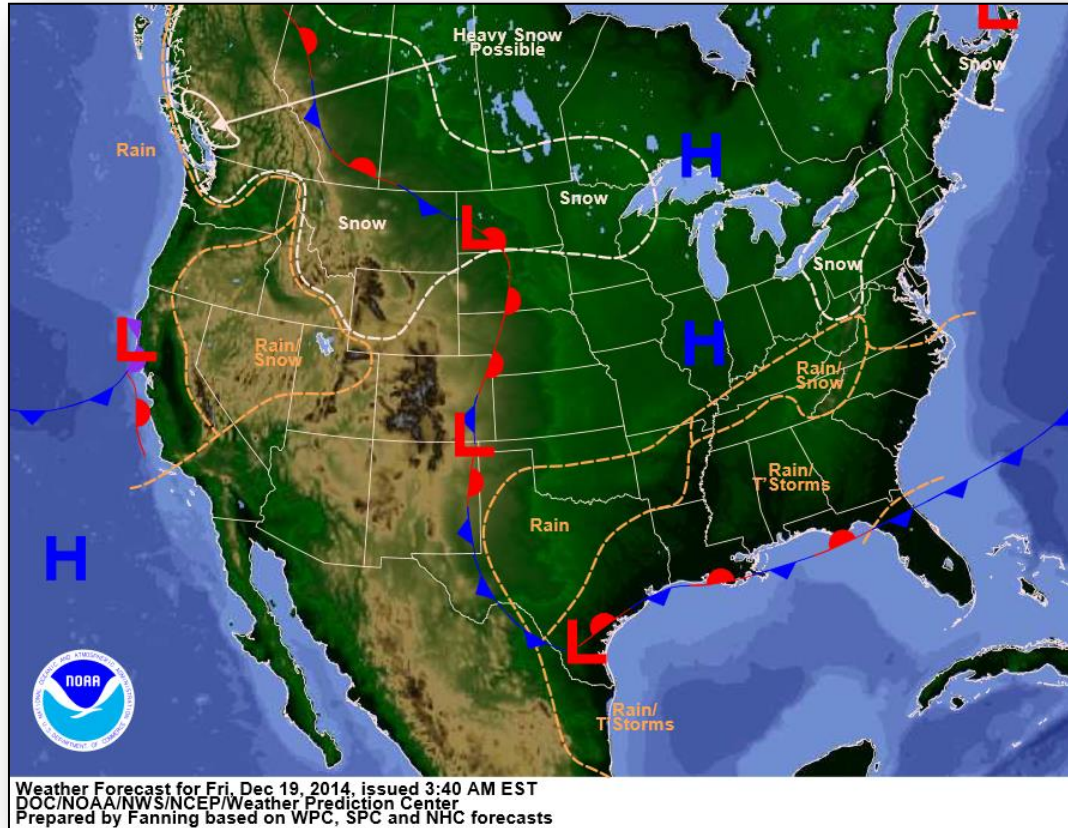
Virtual JFOs: AZ, CA, IA, MO, NV

Disaster Requests & Declarations



Declaration Requests in Process		Requests APPROVED (since last report)	Requests DENIED (since last report)
1	Date Requested	0	0
NY – DR Severe Winter Storms, Snowstorm, and Flooding	December 11, 2014		

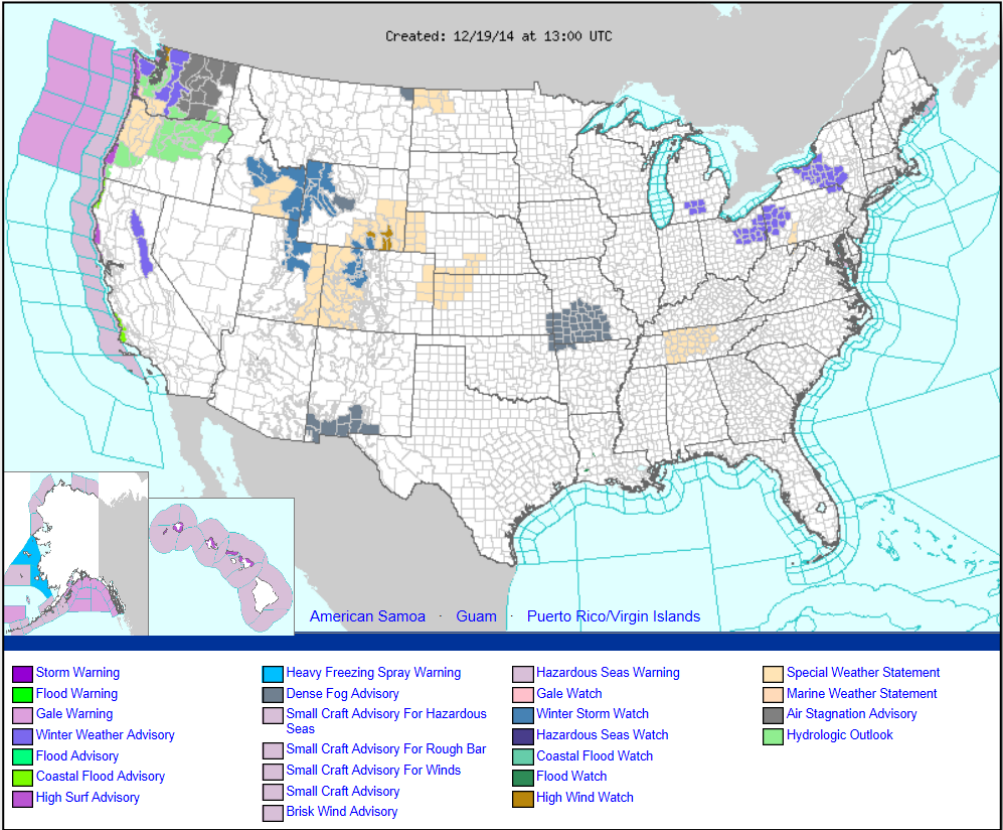
National Weather Forecast



Active Watches/Warnings



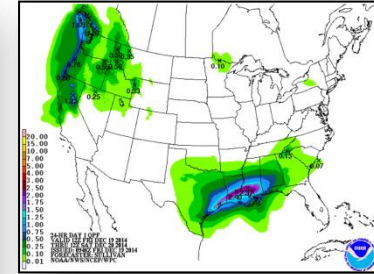
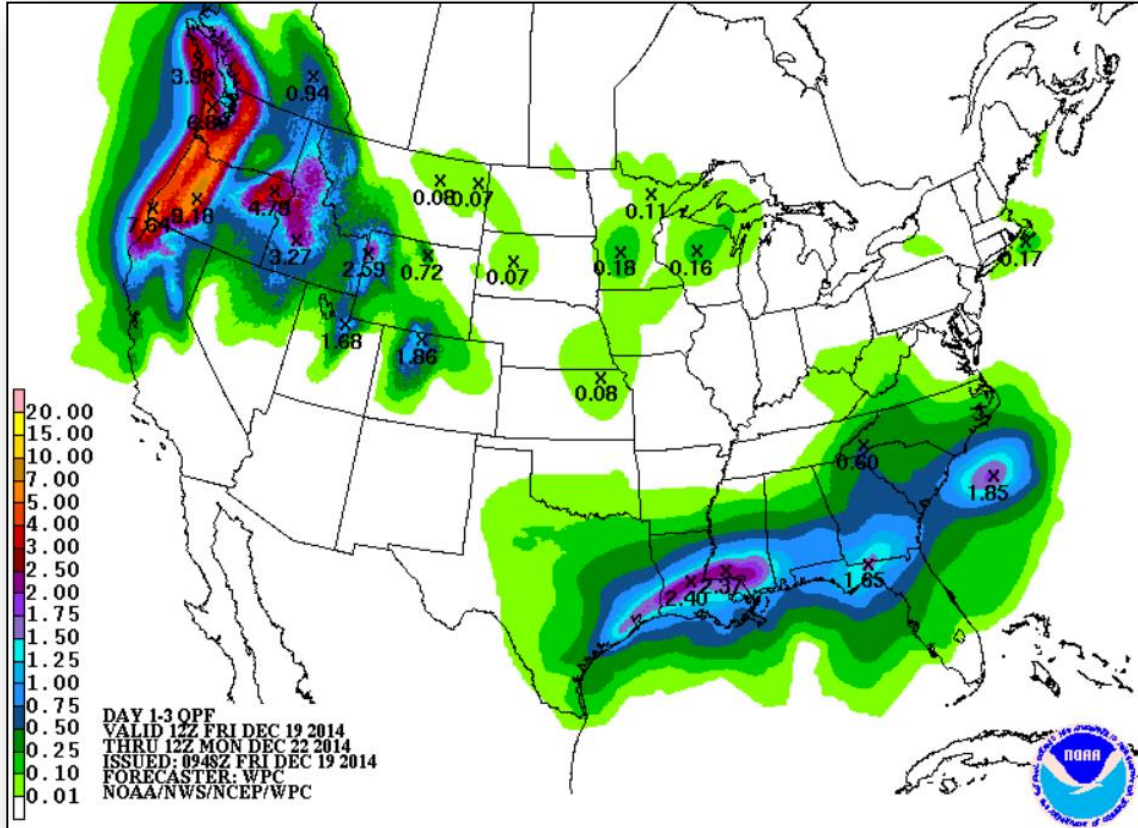
FEMA



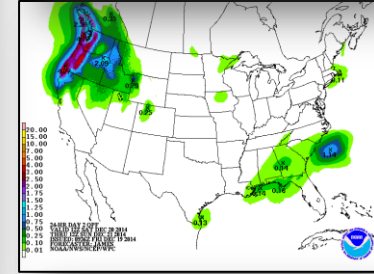
Precipitation Forecast – 3 Day



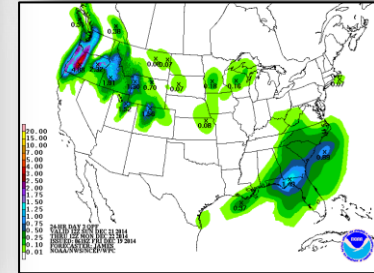
FEMA



Day 1



Day 2



Day 3

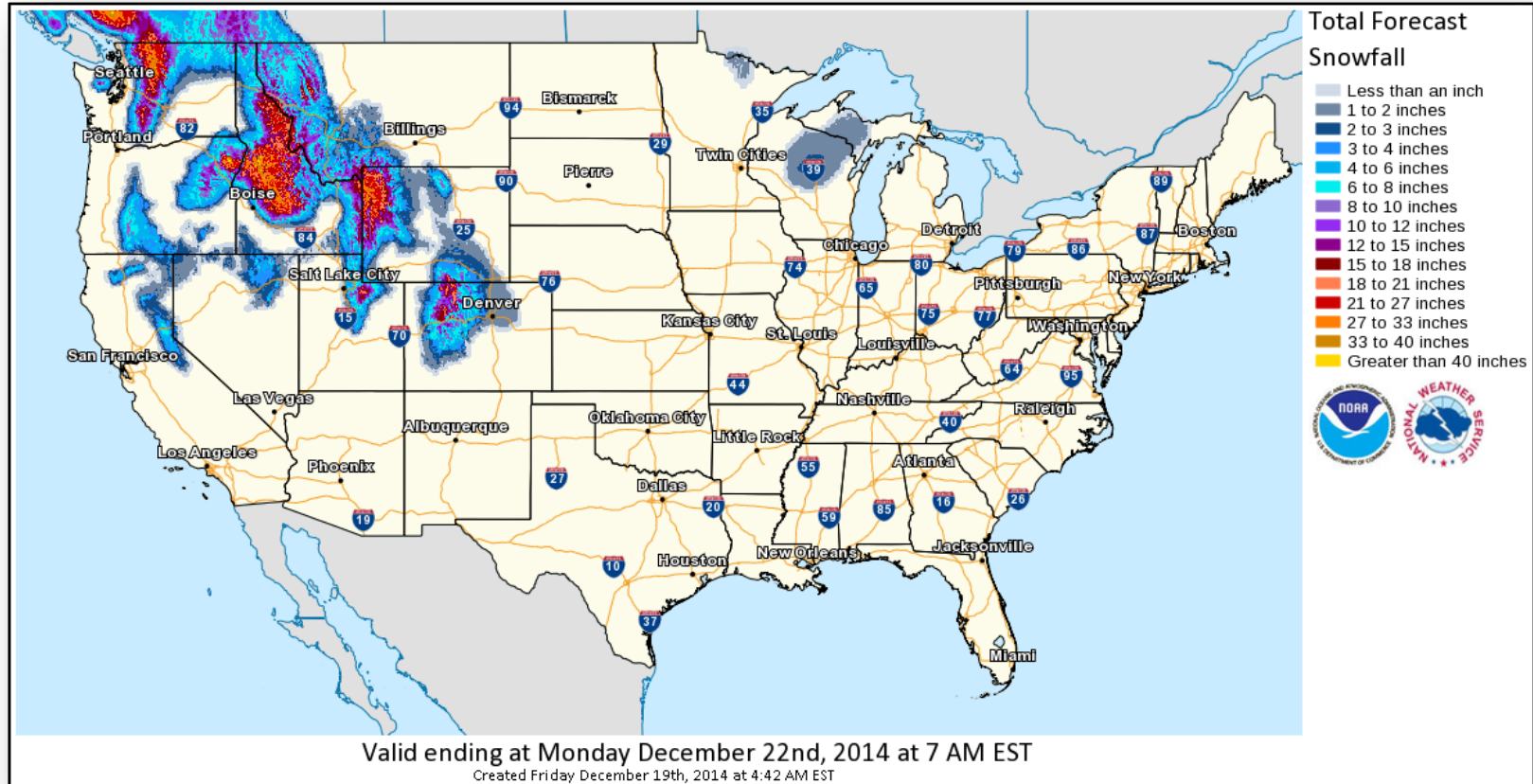
River Forecast



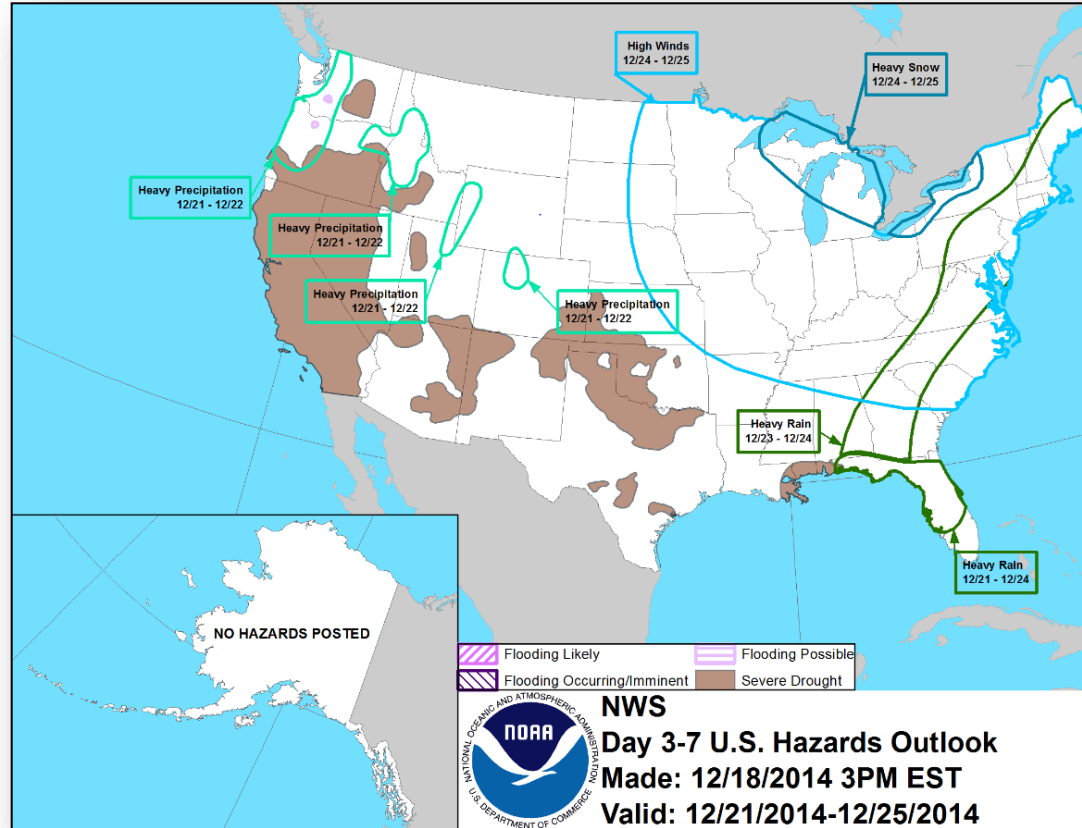
FEMA



Total Forecast Snowfall

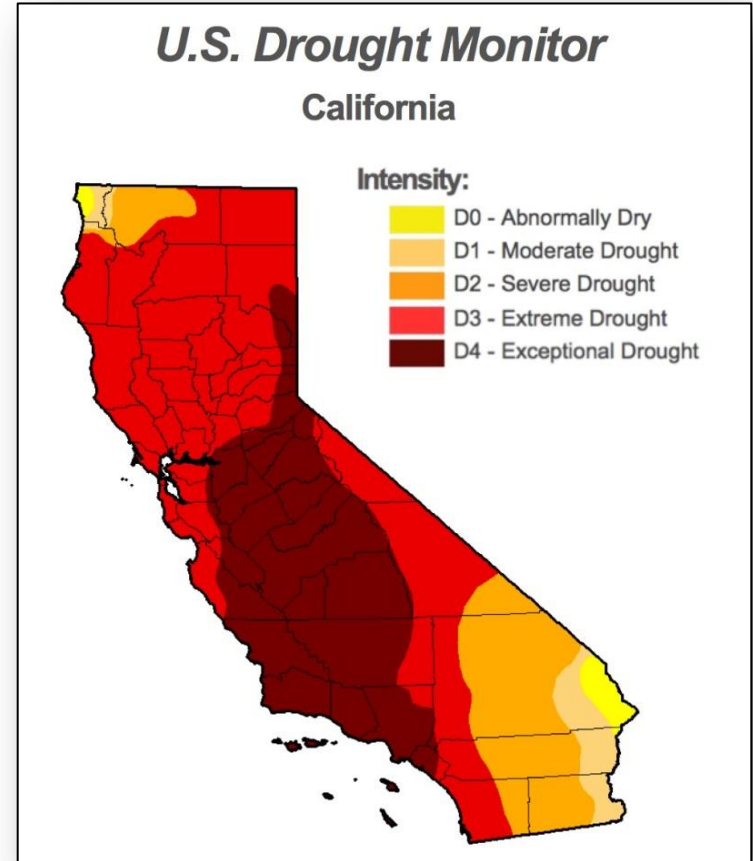
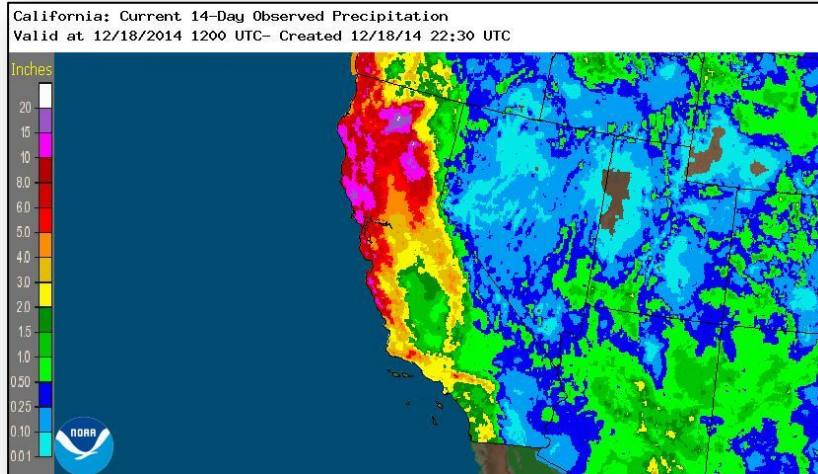


Hazard Outlook: Dec 21-25




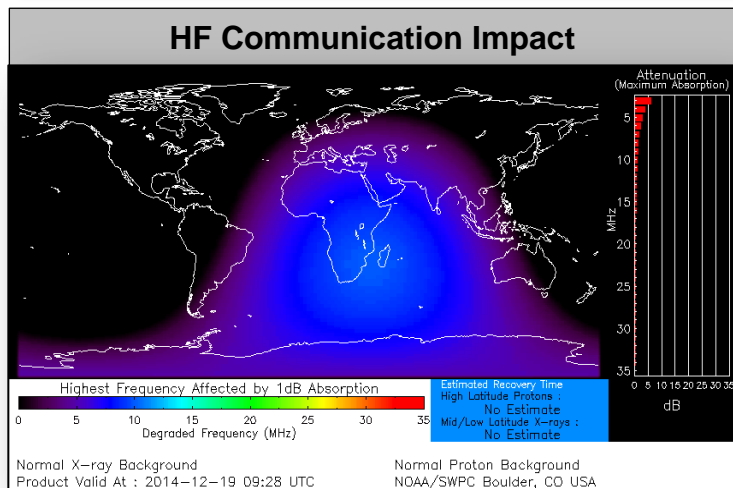
U.S. Drought Monitor – California

- Majority of northern CA saw a one category improvement, mainly along coast and along/north of I-80 corridor. This is a short term improvement directly related to heavy precipitation.
- Major northern CA reservoir capacities remain near 30-35%.
- No significant snowpack below 5,500 feet. Statewide average is still only 47% of normal to date.
- ***Long term drought impacts continue across northern CA.***



Space Weather

NOAA Scales Activity (Range: 1/minor to 5/extreme)	Past 24 Hours	Current	Next 24 Hours
Space Weather Activity:	Moderate	None	Minor
• Geomagnetic Storms	None	None	None
• Solar Radiation Storms	None	None	None
• Radio Blackouts	R2	None	R1



FEMA Readiness – Deployable Teams /Assets



Deployable Teams/Assets									
Resource	Status	Total	FMC Available		Partially Available	Not Available	Detailed Deployed Activated	Comments	Rating Criterion
FCO		40	15	38%	0	3	22		OFDC Readiness: FCO Green Yellow Red Type 1 3+ 2 1 Type 2 4+ 3 2 Type 3 4 3 2 FDRC 3 2 1
FDRC		10	7	70%	0	0	3		
US&R		28	27	96%	0	1	0	NM-TF1 (Red – Personnel shortages)	<ul style="list-style-type: none"> • Green = Available/FMC • Yellow = Available/PMC • Red = Out-of-Service • Blue = Assigned/Deployed
National IMAT		3	1	33%	0	0	2	<ul style="list-style-type: none"> • IMAT East 1 – Deployed to FEMA HQ • IMAT West – Deployed to GA 	<ul style="list-style-type: none"> • Green: 3 avail • Yellow: 1-2 avail • Red: 0 avail (<i>Individual N-IMAT red if 50% of Section Chiefs and/or Team Leader is unavailable for deployment.</i>)
Regional IMAT		13	8	62%	0	4	1	<u>Not Mission Capable (NMC):</u> <ul style="list-style-type: none"> • Regions IV-3, V, VI-1 & IX-1 (personnel shortages) <u>Deployed</u> • Region IX-2 to CA 	<ul style="list-style-type: none"> • Green: 7 or more avail • Yellow: 4 - 6 teams available • Red: > 8 teams deployed/unavailable <p><i>R-IMAT also red if TL Ops/Log Chief is unavailable and has no qualified replacement.</i></p>
MCOV		60	59	98%	0	1	0		<ul style="list-style-type: none"> • Green = 80 – 100% avail • Yellow = 60 – 79% avail • Red = 59% or below avail • Readiness remains 95%

FEMA Readiness – National/Regional Teams



National/Regional Teams									
Resource	Status	Total	FMC Available		Partially Available	Not Available	Deployed/ Activated	Comments	Rating Criterion
NWC		5	5	100%	0	0	Activated	Enhanced Watch (day only)	<div>• Green = FMC</div> <div>• Yellow = PMC</div> <div>• Red = NMC</div>
NRCC		2	344	89%	0	44	Not Activated		
HLT		1	N/A	N/A	0	0	Not Activated		
DEST							Not Activated		
RRCCs		10	10	100%	0	0	Not Activated		
RWCs/MOCs		10	10	100%	0	0	Not Activated		



FEMA

FEMA's mission is to support our citizens and first responders to ensure that as a nation we work together to build, sustain, and improve our capability to prepare for, protect against, respond to, recover from, and mitigate all hazards.