

The Disaster Center is dedicated to the idea that disaster mitigation is cost effective and individuals pursuing their own interest are the greatest potential force for disaster reduction.

Please consider making a small donation to the Disaster Center



When disaster mitigation is cost effective, we are on the road to bringing disasters to an end.



FEMA

Daily Operations Briefing

Monday, December 22, 2014

8:30 a.m. EST

Significant Activity: Dec 22-23



Significant Events: No significant activity

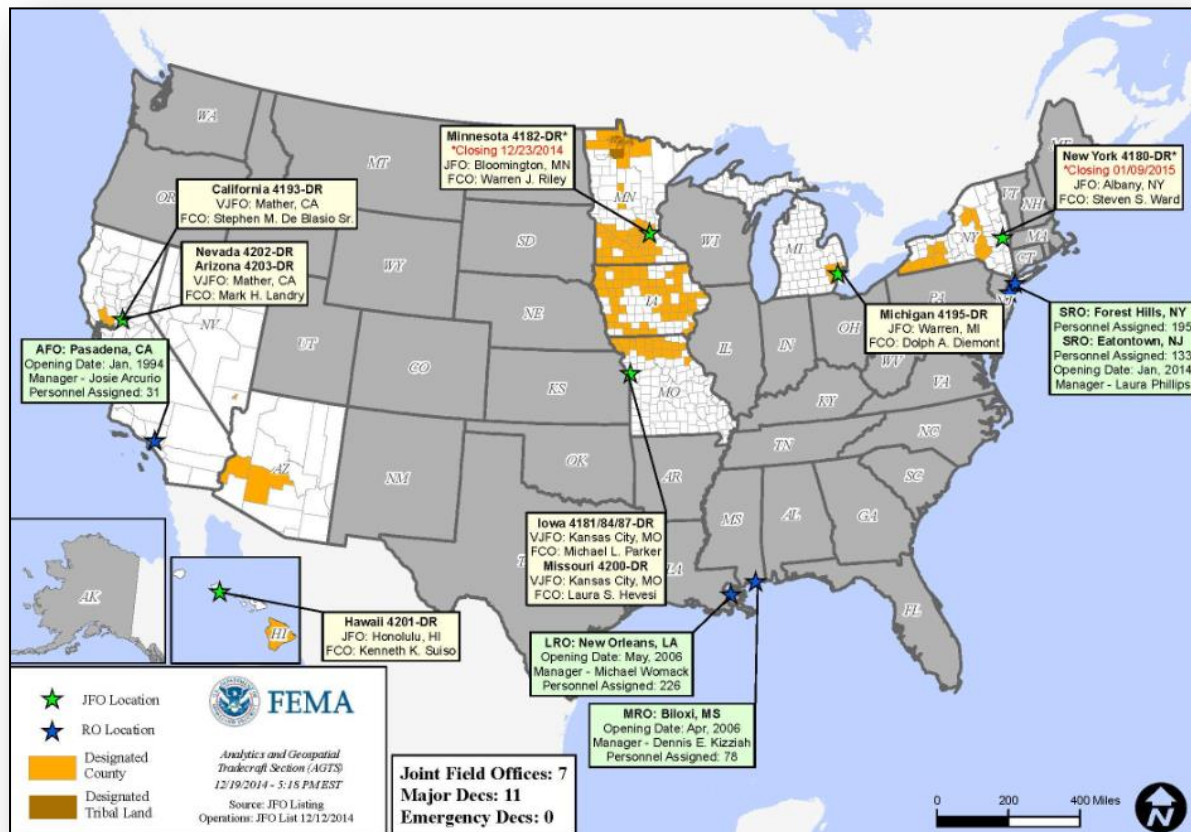
Significant Weather:

- Moderate to heavy snow – Central Plains to Upper Midwest
- Rain/snow – Central/Northern Great Basin, Central Appalachians into the Northeast
- Showers and thunderstorms – Gulf Coast and Florida
- Critical Fire Weather Areas: none; Red Flag Warnings: none
- Space Weather: Past 24 hours – minor: R1/ radio blackouts occurred; next 24 hours – minor: R1/radio blackouts expected and G1/geomagnetic storms

Disaster Activity: None

FEMA Readiness: No significant changes

Open Field Offices as of Dec 22



Disaster Requests & Declarations



Declaration Requests in Process		Requests APPROVED (since last report)	Requests DENIED (since last report)
1	Date Requested	0	0
NY – DR Severe Winter Storms, Snowstorm, and Flooding	December 11, 2014		

Joint Preliminary Damage Assessments



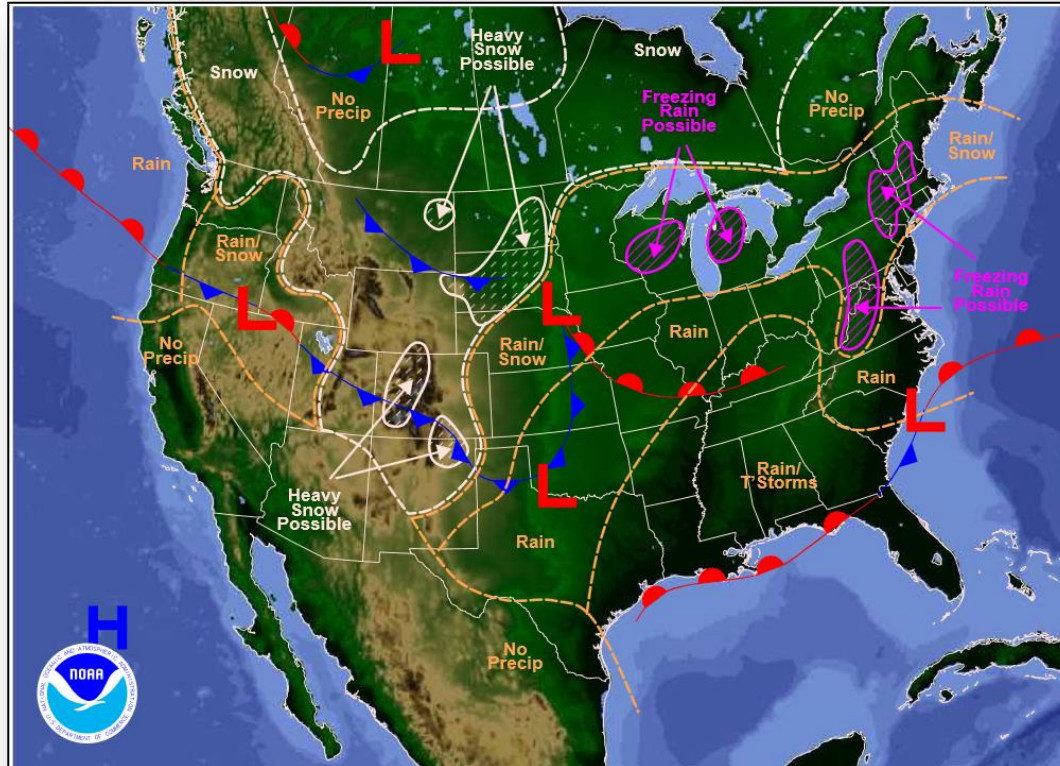
FEMA

Region	State / Location	Event	IA/PA	Number of Counties		Start – End
				Requested	Complete	
I	VT	Severe Winter Storm Dec 9, 2014	PA	12 (+8)	0	12/17/14 - TBD
IX	Soboba Band of Luiseno Indians (Riverside County, CA)	Severe Storms Dec 4-7, 2014	PA	1 tribe	0	12/22/14 -TBD

National Weather Forecast

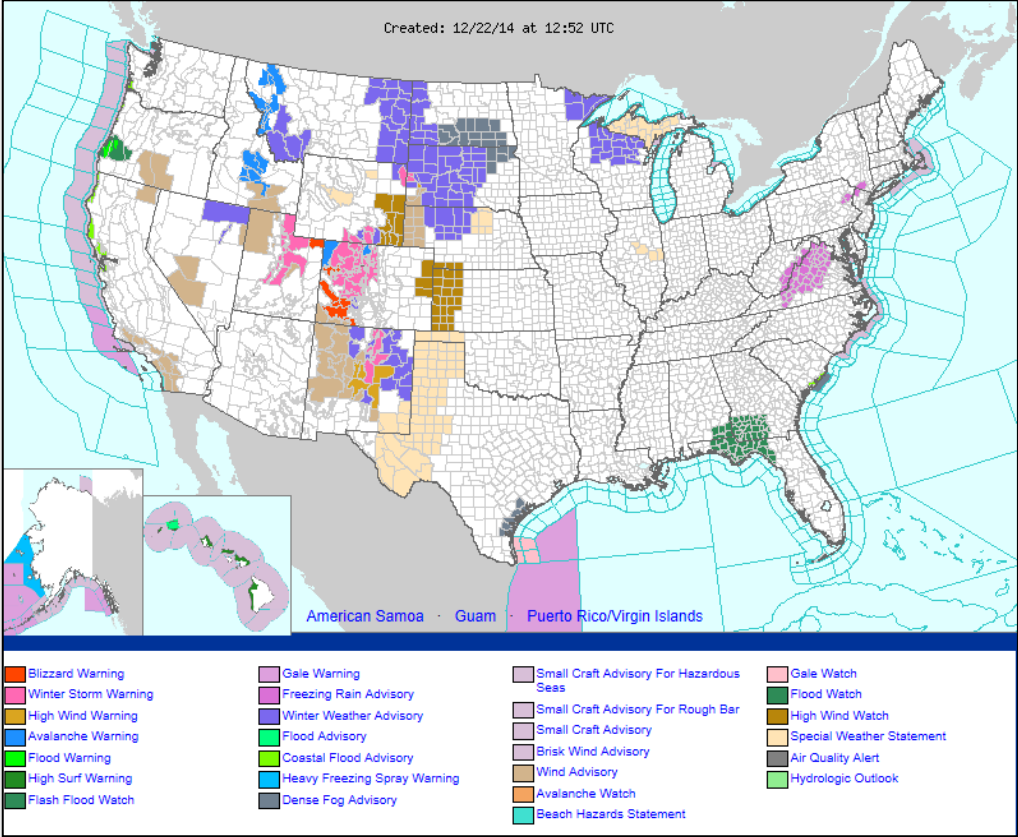


FEMA



Weather Forecast for Mon, Dec 22, 2014, issued 2:58 AM EST
DOC/NOAA/NWS/NCEP/Weather Prediction Center
Prepared by McCreynolds based on WPC, SPC and NHC forecasts

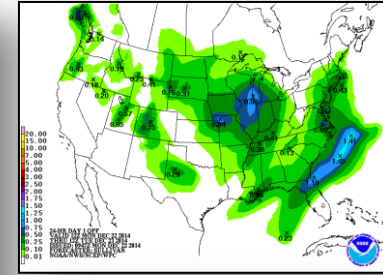
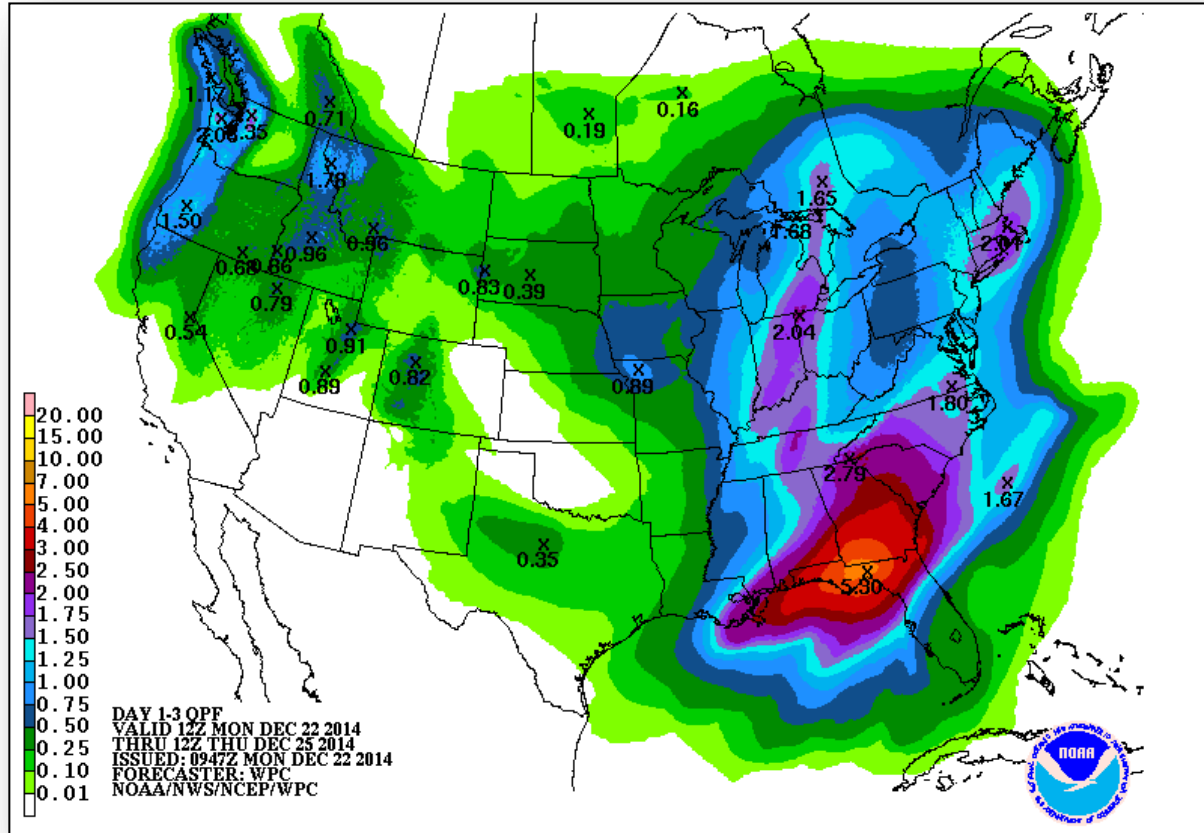
Active Watches/Warnings



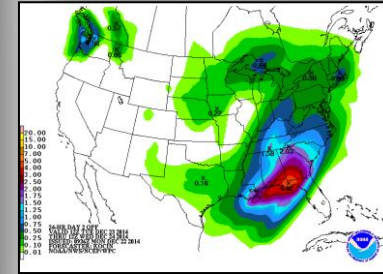
Precipitation Forecast – 3 Day



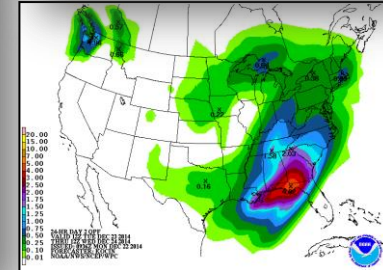
FEMA



Day 1

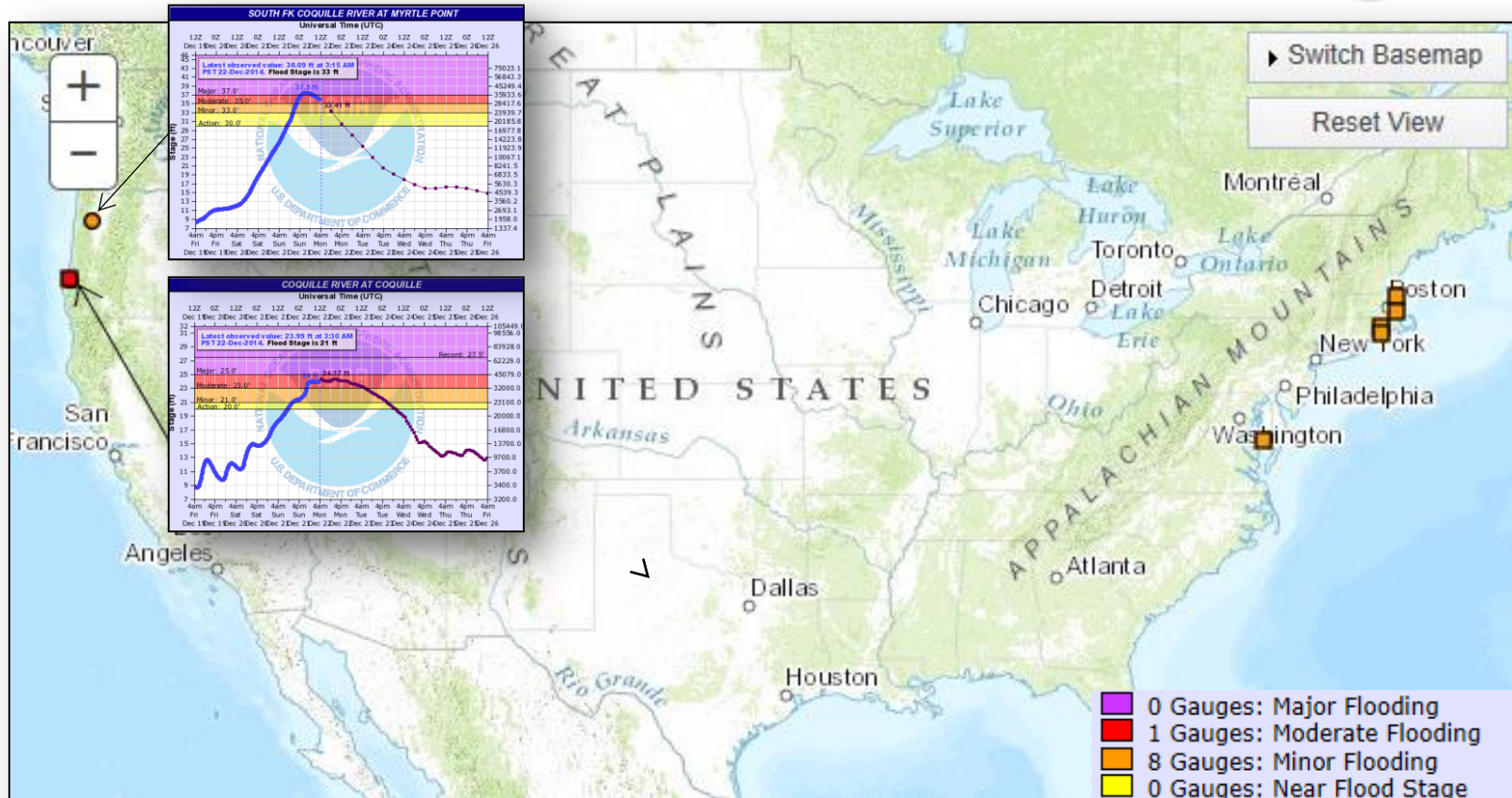


Day 2

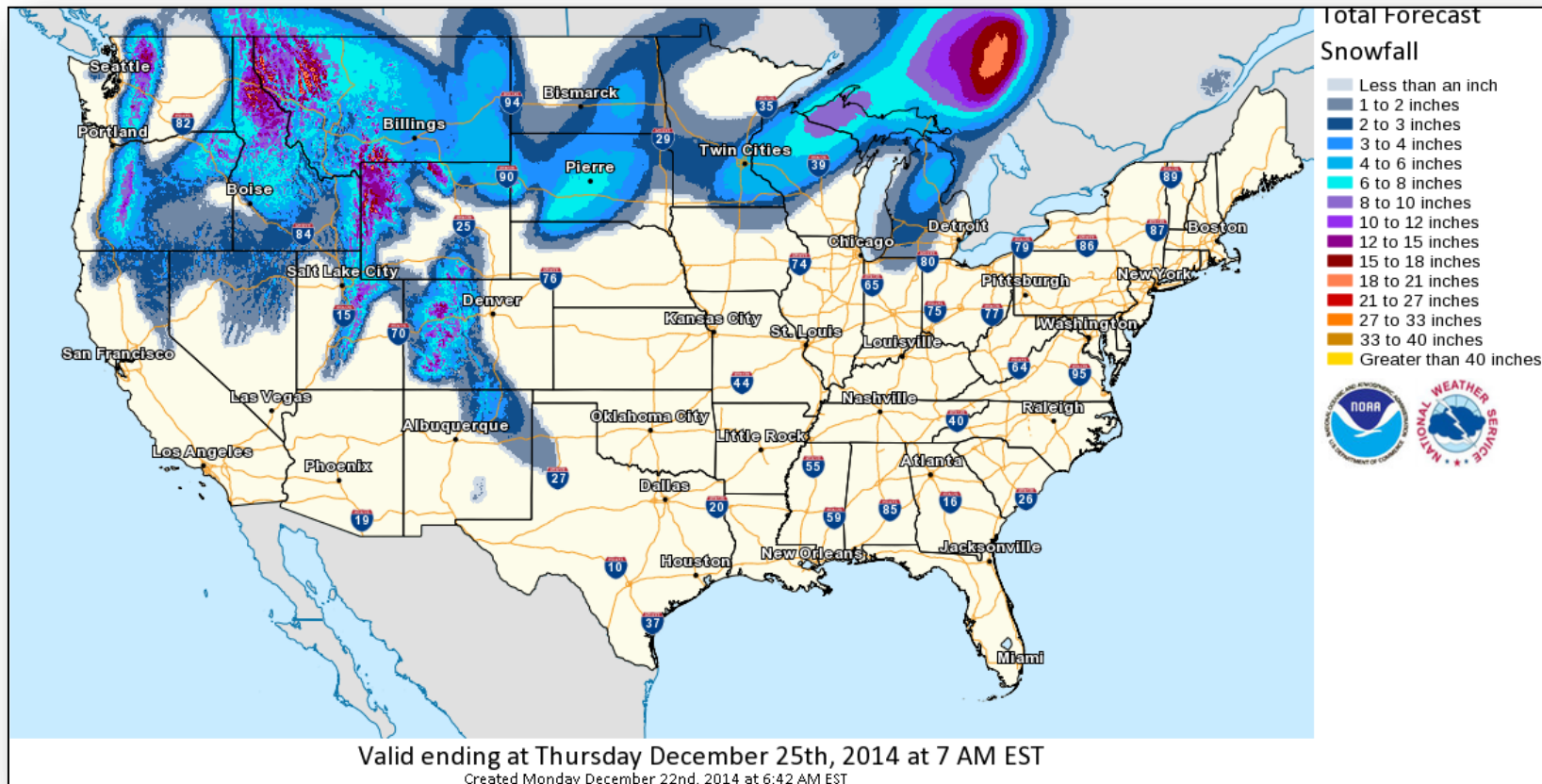


Day 3

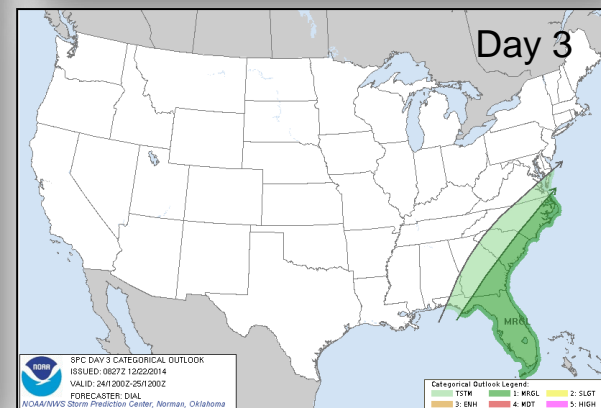
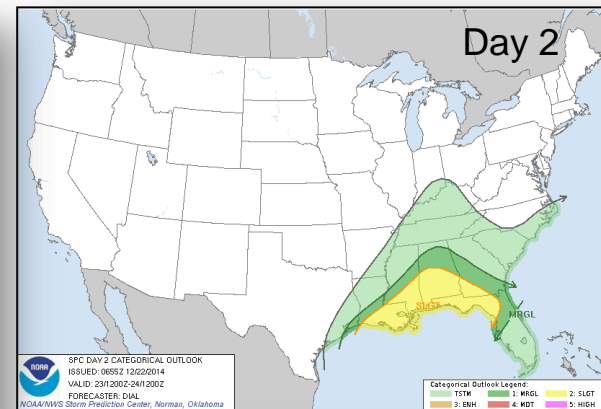
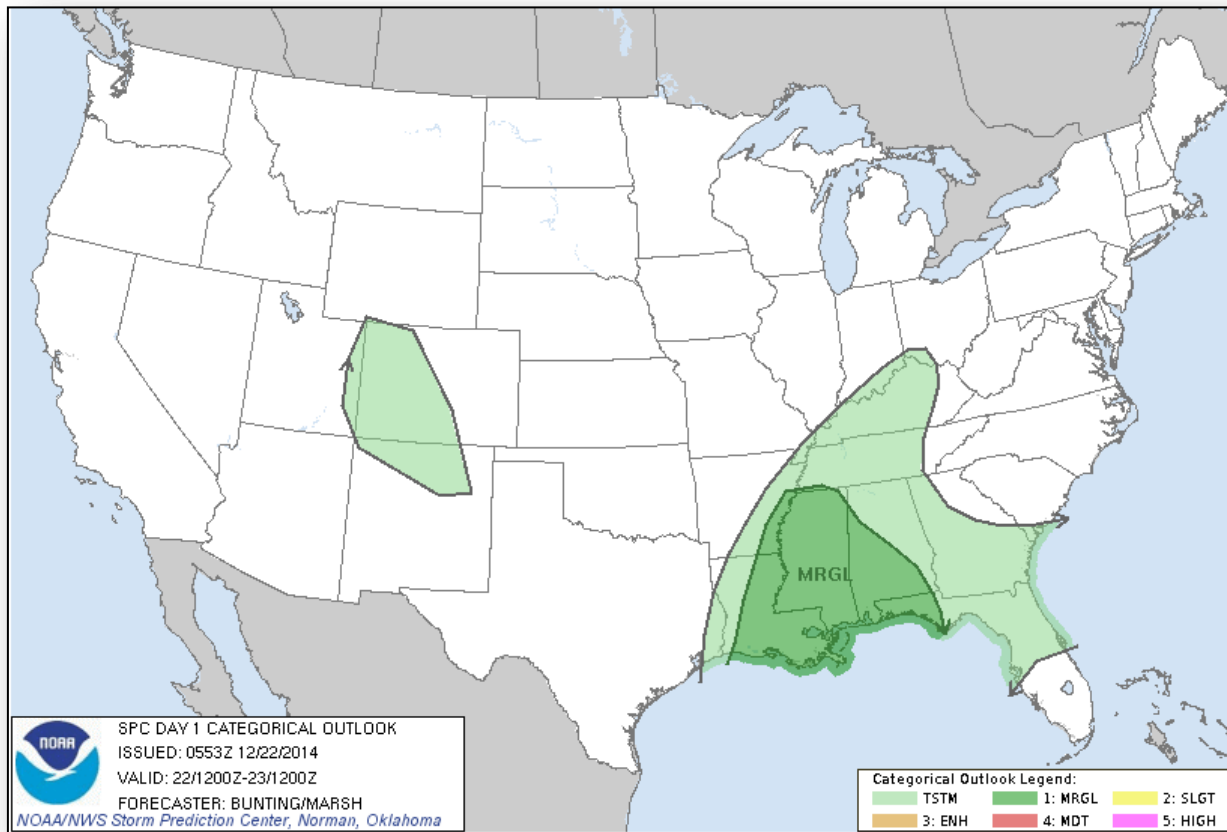
River Forecast



Total Forecast Snowfall

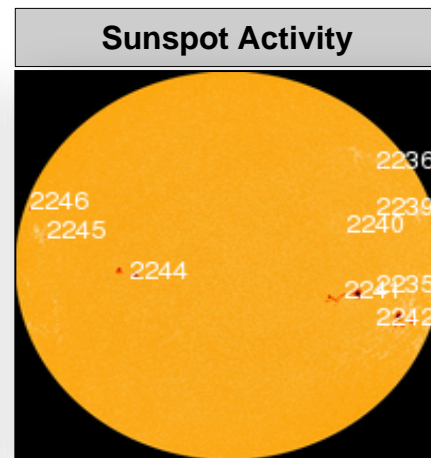
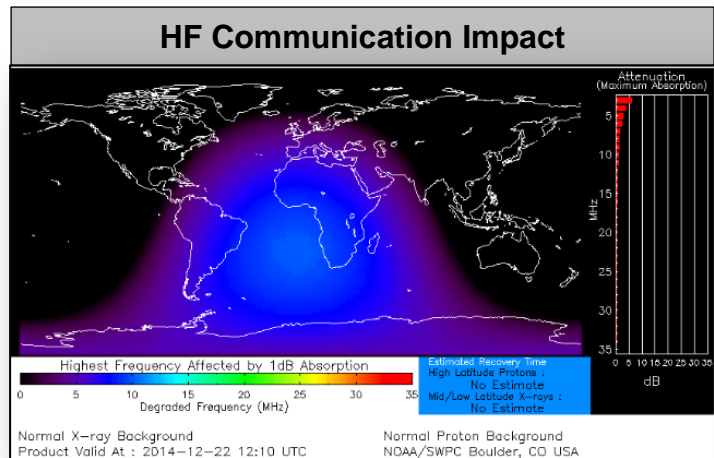


Convective Outlook, Days 1-3



Space Weather

NOAA Scales Activity (Range: 1/minor to 5/extreme)	Past 24 Hours	Current	Next 24 Hours
Space Weather Activity:	Minor	None	Moderate
• Geomagnetic Storms	G1	None	G1
• Solar Radiation Storms	None	None	None
• Radio Blackouts	R1	None	R1



FEMA Readiness – Deployable Teams /Assets



Deployable Teams/Assets									
Resource	Status	Total	FMC Available		Partially Available	Not Available	Detailed Deployed Activated	Comments	Rating Criterion
FCO		40	18	45%	0	2	20		OFDC Readiness: FCO Green Yellow Red Type 1 3+ 2 1 Type 2 4+ 3 2 Type 3 4 3 2 FDC 3 2 1
FDRC		10	7	70%	0	0	3		
US&R		28	27	96%	0	1	0	NM-TF1 (Red – Personnel shortages)	<ul style="list-style-type: none"> • Green = Available/FMC • Yellow = Available/PMC • Red = Out-of-Service • Blue = Assigned/Deployed
National IMAT		3	1	33%	0	0	2	<ul style="list-style-type: none"> • IMAT East 1 – Deployed to FEMA HQ • IMAT West – Deployed to GA 	<ul style="list-style-type: none"> • Green: 3 avail • Yellow: 1-2 avail • Red: 0 avail (<i>Individual N-IMAT red if 50% of Section Chiefs and/or Team Leader is unavailable for deployment.</i>)
Regional IMAT		13	8	62%	0	4	1	<u>Not Mission Capable (NMC):</u> <ul style="list-style-type: none"> • Regions IV-3, V, VI-1 & IX-1 (personnel shortages) • <u>Deployed</u> • Region IX-2 to CA 	<ul style="list-style-type: none"> • Green: 7 or more avail • Yellow: 4 - 6 teams available • Red: > 8 teams deployed/unavailable <p><i>R-IMAT also red if TL Ops/Log Chief is unavailable and has no qualified replacement.</i></p>
MCOV		60	59	98%	0	1	0		<ul style="list-style-type: none"> • Green = 80 – 100% avail • Yellow = 60 – 79% avail • Red = 59% or below avail • Readiness remains 95%

FEMA Readiness – National/Regional Teams



National/Regional Teams									
Resource	Status	Total	FMC Available		Partially Available	Not Available	Deployed/ Activated	Comments	Rating Criterion
NWC		5	5	100%	0	0	Activated	Enhanced Watch (day only)	<div>• Green = FMC</div> <div>• Yellow = PMC</div> <div>• Red = NMC</div>
NRCC		2	344	89%	0	44	Not Activated		
HLT		1	N/A	N/A	0	0	Not Activated		
DEST							Not Activated		
RRCCs		10	10	100%	0	0	Not Activated		
RWCs/MOCs		10	10	100%	0	0	Not Activated		



FEMA

FEMA's mission is to support our citizens and first responders to ensure that as a nation we work together to build, sustain, and improve our capability to prepare for, protect against, respond to, recover from, and mitigate all hazards.