

The Disaster Center is dedicated to the idea that disaster mitigation is cost effective and individuals pursuing their own interest are the greatest potential force for disaster reduction.

Please consider making a small donation to the Disaster Center



When disaster mitigation is cost effective, we are on the road to bringing disasters to an end.



FEMA

Daily Operations Briefing

Tuesday, December 22, 2015

8:30 a.m. EST

Significant Activity: Dec 21-22



Significant Events: None

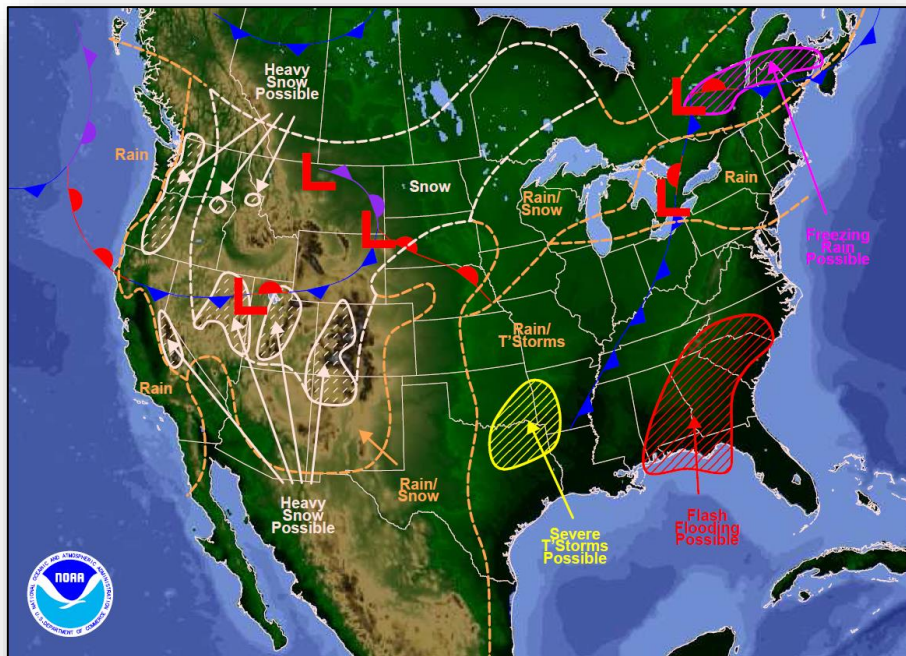
Significant Weather:

- Severe Thunderstorms – Southern Plains, Middle/Lower Mississippi Valley & Southeast
- Flash Flooding – Southeast, Tennessee Valley, Central Appalachians & Mid-Atlantic
- Heavy snow – Parts of N. Intermountain, Central Great Basin, Rockies & Central Plains
- Freezing Rain – Northeast
- Red Flag Warnings: None; Elevated Fire Weather: NM & TX
- Space weather:
 - Past 24 hours: minor, geomagnetic storms reaching R1 radio blackouts occurred
 - Next 24 hours: no space weather predicted

Declaration Activity:

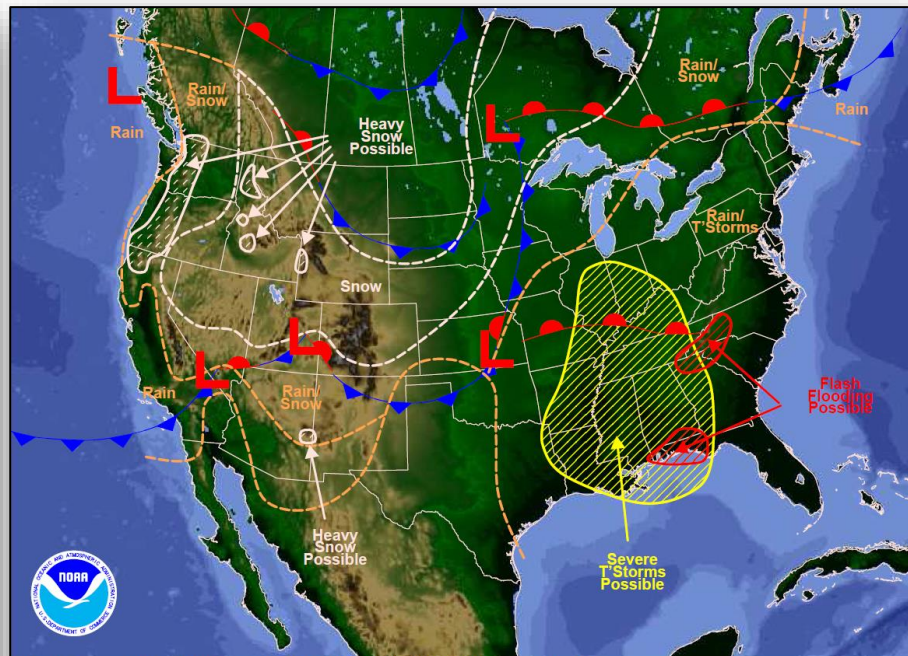
- Major Disaster Declaration request for NJ - Denied

National Weather Forecast



Weather Forecast for Tue, Dec 22, 2015, issued 4:36 AM EST
DOC/NOAA/NWS/NCEP/Weather Prediction Center
Prepared by McCreynolds based on WPC, SPC and NHC forecasts

Today



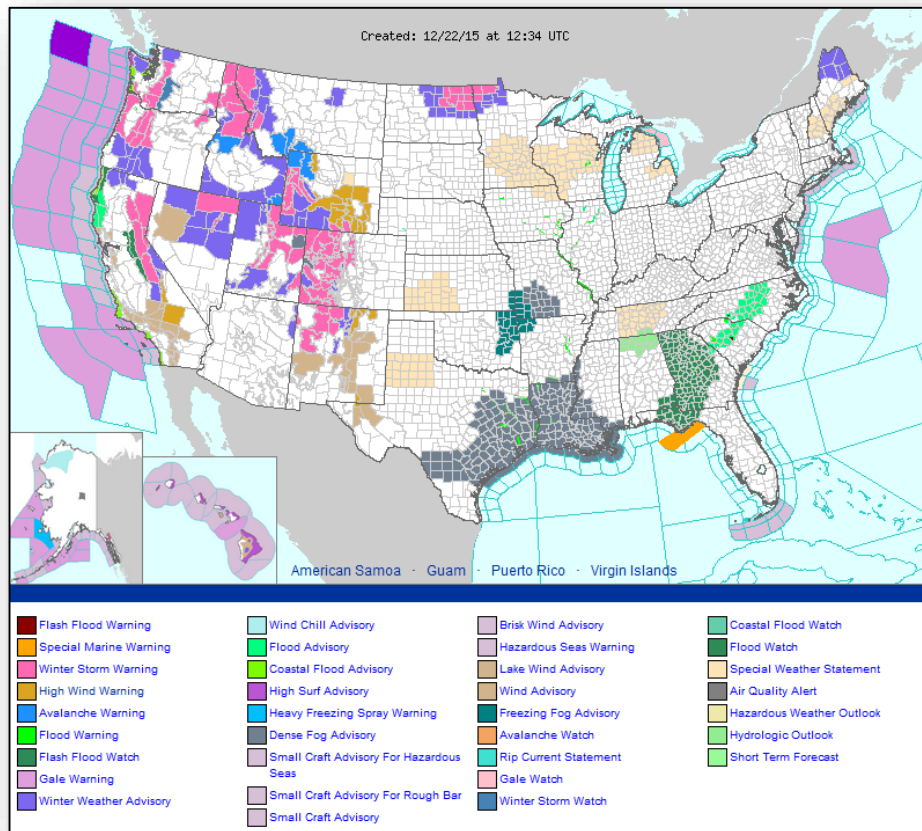
Weather Forecast for Wed, Dec 23, 2015, issued 5:07 AM EST Tue, Dec 22, 2015
DOC/NOAA/NWS/NCEP/Weather Prediction Center
Prepared by McCreynolds based on WPC, SPC and NHC forecasts

Tomorrow

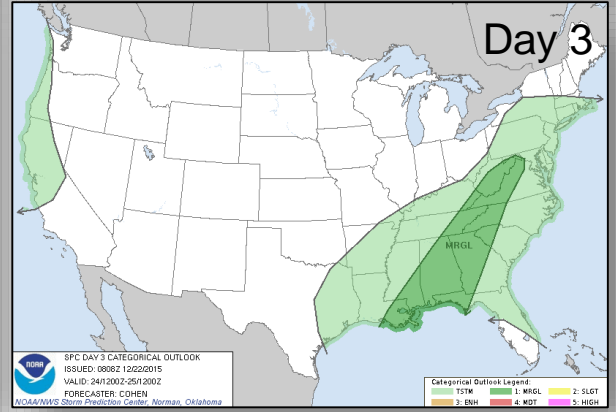
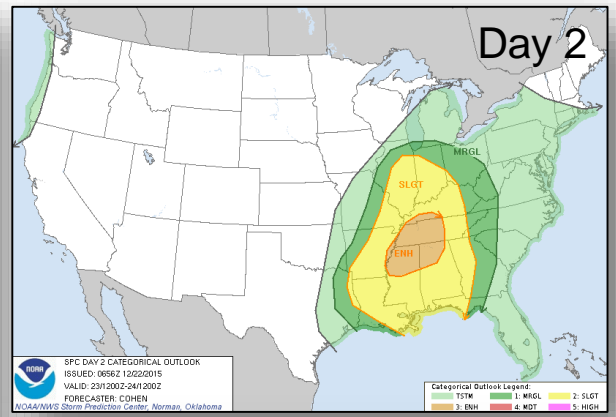
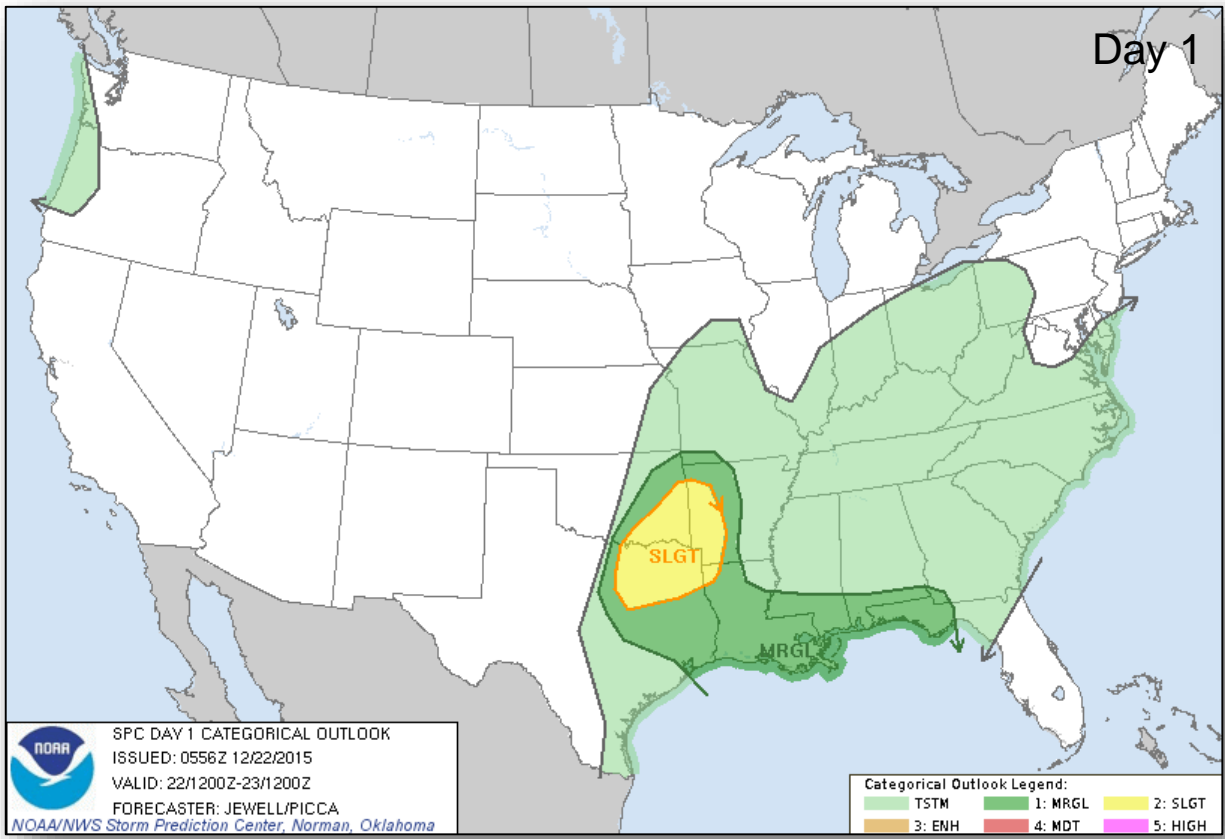
Active Watches/Warnings



FEMA



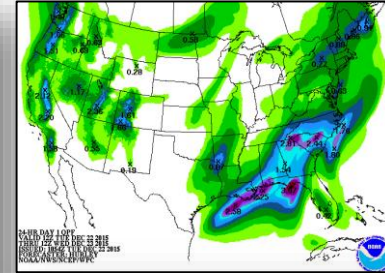
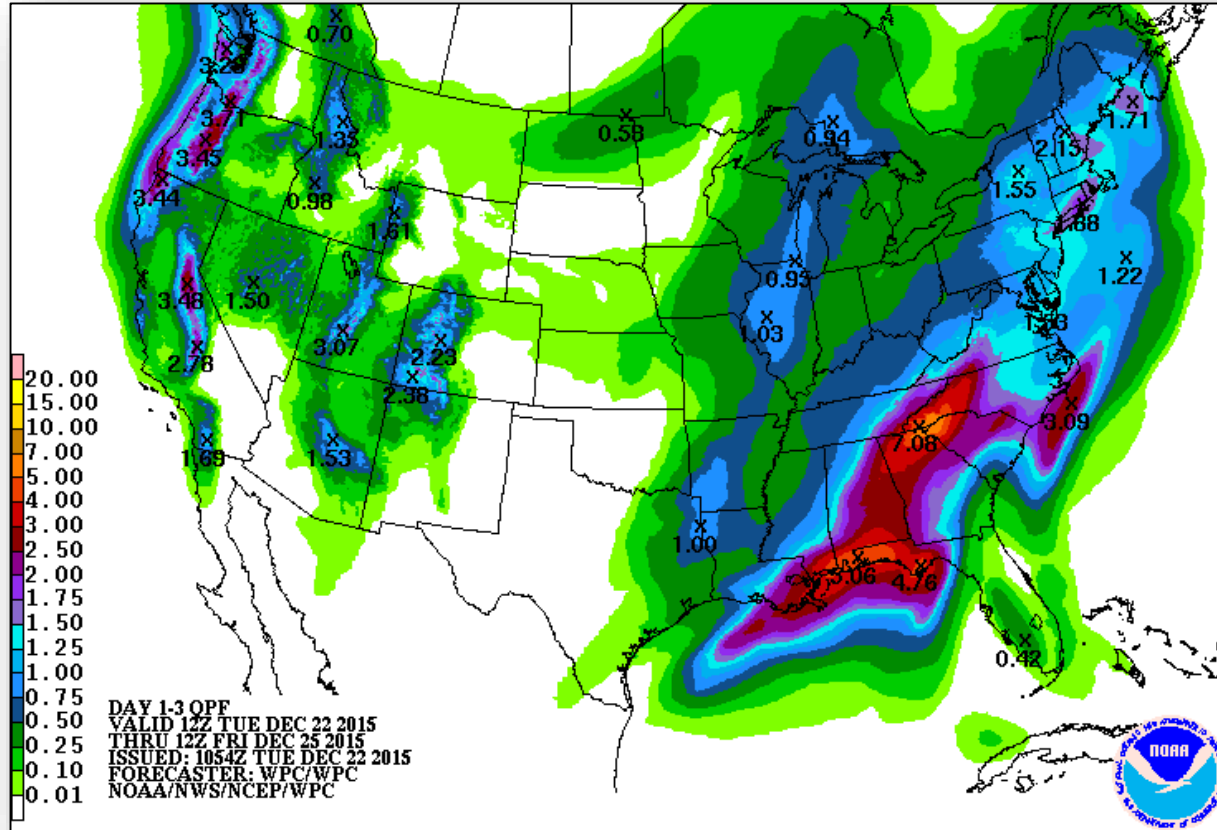
Severe Weather Outlook, Days 1-3



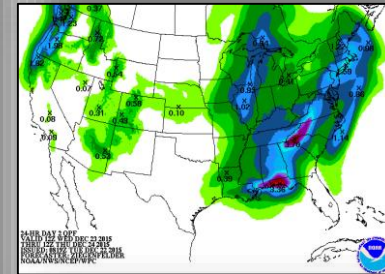
Precipitation Forecast, 1-3 Day



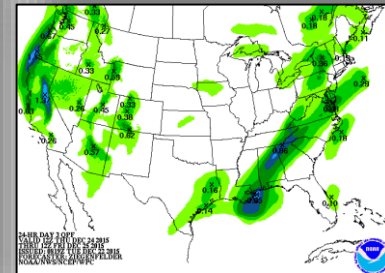
FEMA



Day 1



Day 2



Day 3

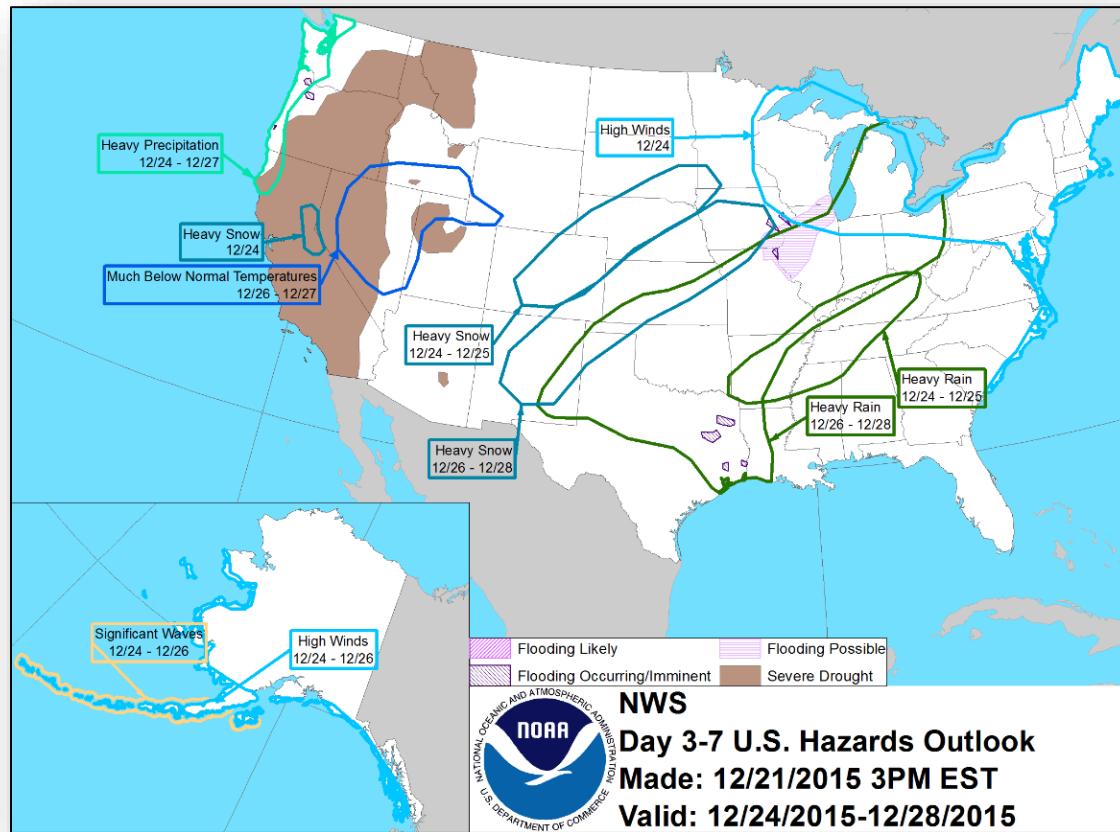
Significant River Flood Outlook



Hazard Outlook, Dec 24-28





FEMA



Space Weather

	Past 24 Hours	Current	Next 24 Hours
Space Weather Activity	Minor	None	None
Geomagnetic Storms	None	None	None
Solar Radiation Storms	None	None	None
Radio Blackouts	R1	None	None

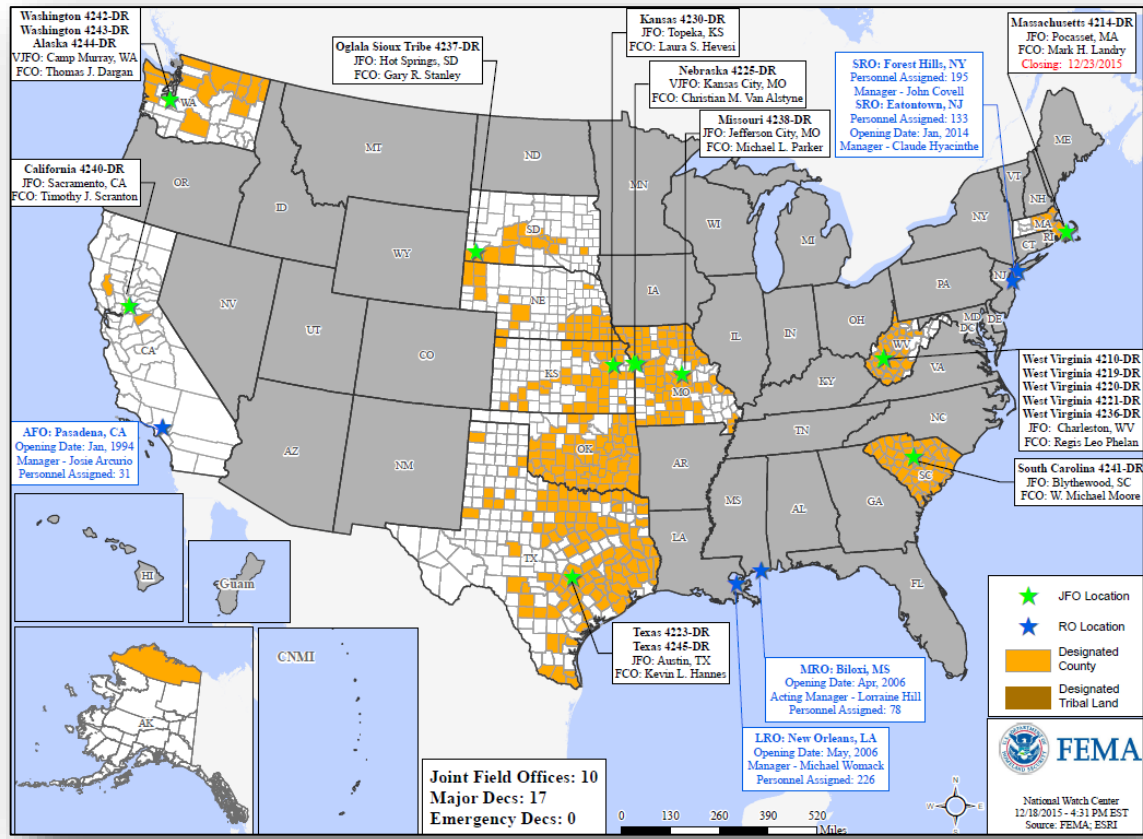


Disaster Requests & Declarations



Declaration Requests in Process		Requests APPROVED (since last report)	Requests DENIED (since last report)
2	Date Requested	0	1
NJ – DR (Appeal) Severe Storms and Flooding	December 9, 2015		Denied December 21, 2015
ID – DR Severe Storm and Straight-line Winds	December 16, 2015		
OK – DR Severe Winter Storms, Ice Storms, Freezing Rain, and Flooding	December 17, 2015		

Open Field Offices



FEMA Readiness – Deployable Teams /Assets



Deployable Teams/Assets									
Resource	Status	Total	FMC Available		Partially Available	Not Available	Detailed, Deployed, Activated	Comments	Rating Criterion
FCO		38	18	47%	0	3	17		OFDC Readiness: FCO Green Yellow Red Type 1 3+ 2 1 Type 2 4+ 3 2 Type 3 4 3 2 FDRC 3 2 1
FDRC		8	3	38%	0	0	5		
US&R		28	27	96%	0	1	0	NM-TF1 (Red) - Personnel shortages	
National IMAT		3	3	100	0	0	0		<ul style="list-style-type: none"> • Green: 3 avail • Yellow: 1-2 avail • Red: 0 avail (<i>Individual N-IMAT red if 50% of Section Chiefs and/or Team Leader is unavailable for deployment.</i>)
Regional IMAT		13	7	54%	1	1	4	Deployed: RVI (Team 2) Deployed to TX RVII Deployed to MO RIX (Team 2) Deployed to CA RX Deployed to WA PMC: RIX (Team 1) Reconstituting from CNMI NMC: RV (Team 1) Red – Personnel Shortages	<ul style="list-style-type: none"> • Green: 7 or more avail • Yellow: 4 - 6 teams available • Red: > 8 teams deployed/unavailable <i>R-IMAT also red if TL Ops/Log Chief is unavailable & has no qualified replacement</i>
MCOV		59	38	64%	0	13	8	3 MCOVs deployed to SC (FEMA-4241-DR) 5 MCOVs deployed to TX (FEMA-4245-DR)	<ul style="list-style-type: none"> • Green = 80 – 100% avail • Yellow = 60 – 79% avail • Red = 59% or below avail • Readiness remains 95%

FEMA Readiness – National/Regional Teams

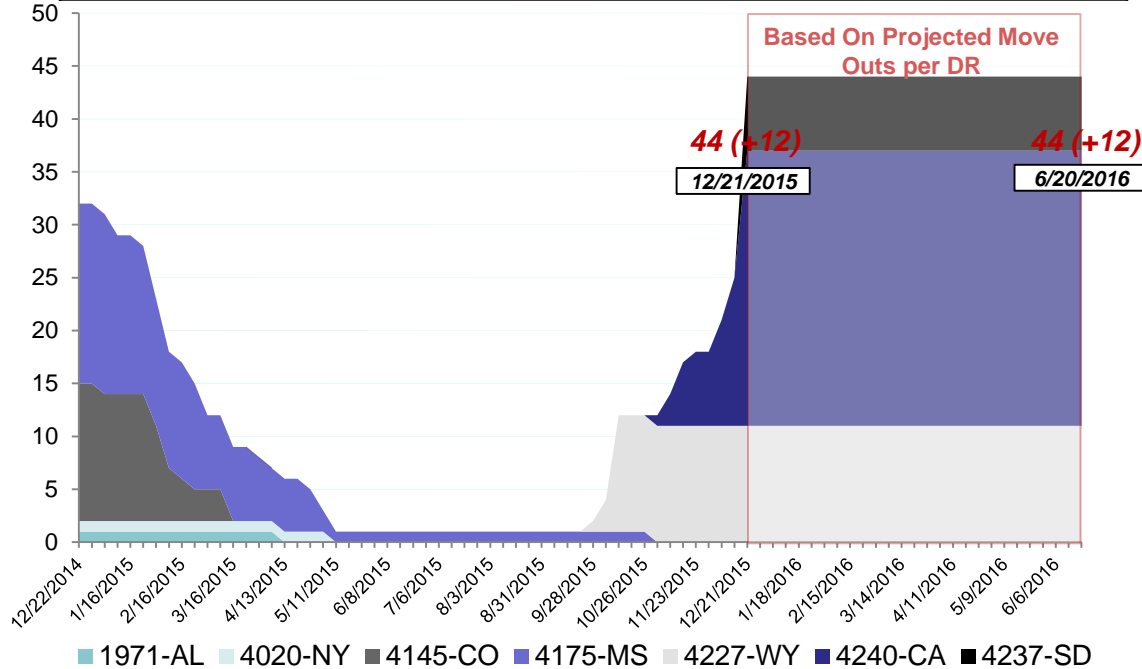


National/Regional Teams									
Resource	Status	Total	FMC Available		Partially Available	Not Available	Status	Comments	Rating Criterion
NWC		5	5	100%	0	0	Watch/Steady State		<ul style="list-style-type: none"> • Green = FMC • Yellow = PMC • Red = NMC
NRCC		2	344	89%	0	44	Not Activated		
HLT		1	N/A	N/A	0	0	Not Activated		
DEST							Not Activated		
RRCCs		10	10	100%	0	0	Not Activated		
RWCs/MOCs		10	10	100%	0	0	Not Activated		

Direct Housing

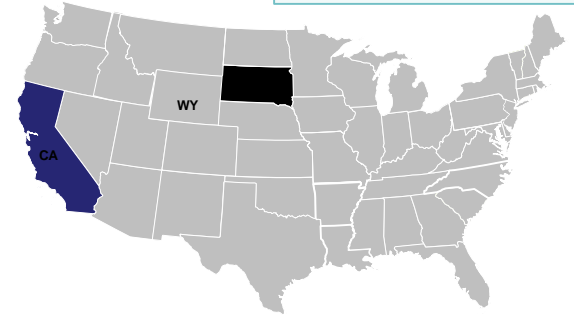


Total Households in FEMA Direct Housing per State
 Past Year per Week, 12/22/2014 – 12/21/2015, Projected to 06/20/2016
 There are currently **44** Households Occupying **44** Temporary Units



DR	IA Declaration Date	Program End Date	Current # of Households in Direct Housing (Weekly Change)
4227-WY	7/7/2015	1/7/2017	11 (0)
4237-SD	8/7/2015	2/7/2017	7 (0)
4240-CA	9/22/2015	3/22/2017	26 (+12)

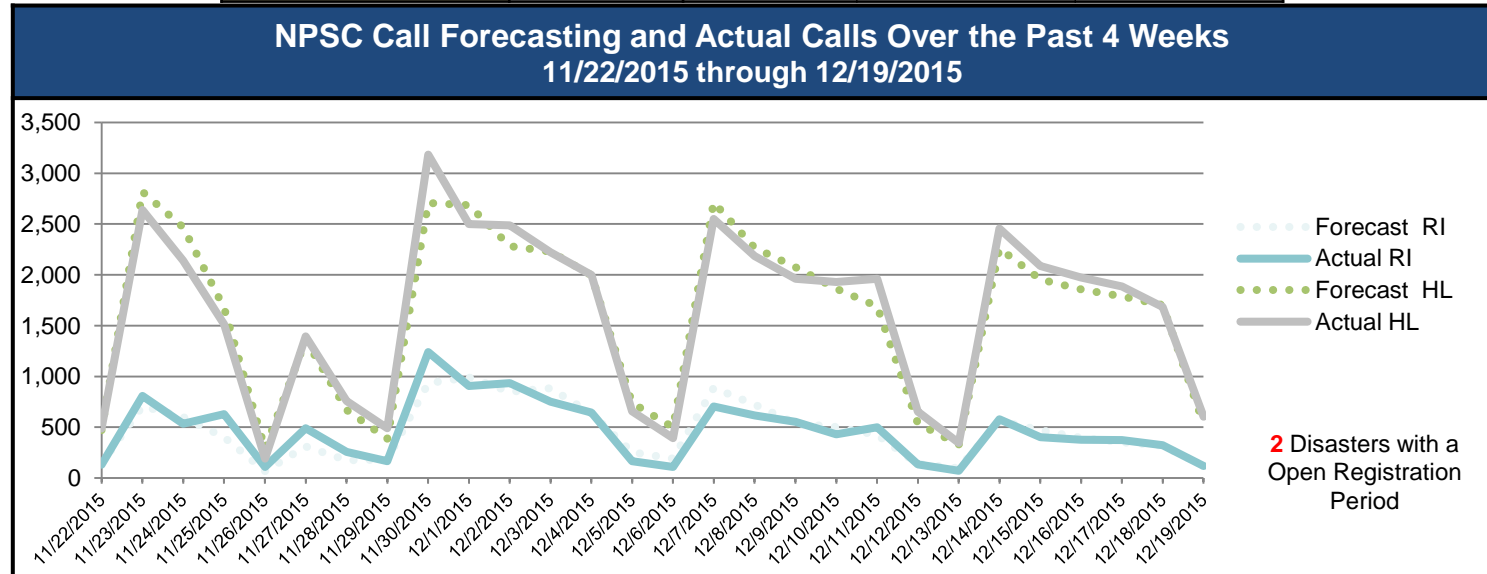
States with Currently Occupied Units



NPSC Activity



NPSC Call Activity in the Past Week				
12/13/2015 through 12/19/2015				
Call Type	Projected Calls	Actual Calls	Average Answer Time	Maximum Delay Time
Registration Intake	2,341	2,262	:14	11:08
Helpline	10,430	11,083	:12	6:27
All Calls	12,771	13,345	:12	11:08



Individual Assistance Activity



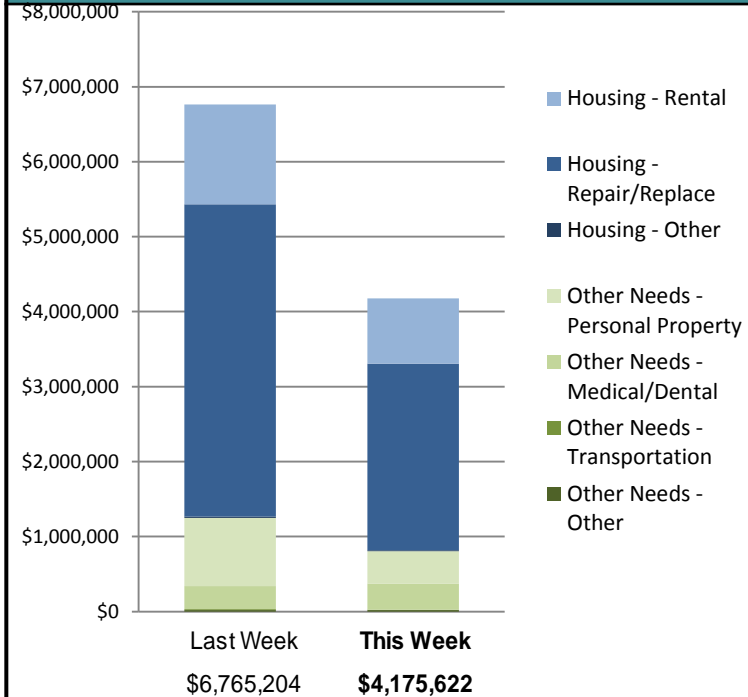
Individuals and Households Program Activity

as of 12/21/2015 at 0000 EST

	Individuals and Households Program Activity as of 12/21/2015 at 0000 EST				
		In Past 7 Days		Cumulative	
		Applicants Approved	Amount Approved	Applicants Approved	Amount Approved
Open Registration Period	4241-SC Declared 10-05-2015	End Of Reg Period 01-04-2016			
	Housing Assistance	870	\$1,908,535.45	22,528	\$66,016,526.32
	Other Needs Assistance	171	\$376,438.73	6,851	\$10,218,051.80
	Total IHP	\$2,284,974.18		\$76,234,578.12	
	4245-TX Declared 11-25-2015	End Of Reg Period 01-25-2016			
	Housing Assistance	353	\$1,288,415.99	1,798	\$10,713,280.15
	Other Needs Assistance	213	\$349,991.40	886	\$2,141,178.40
	Total IHP	\$1,638,407.39		\$12,854,458.55	
Other IHP Active	9 Declarations IHP Programmatically Open - Closed Registration *				
	Housing Assistance	49	\$172,373.64		
	Other Needs Assistance	34	\$79,866.58		
	Total IHP	\$252,240.22			
	Total IHP Approved in Past Week	\$4,175,621.79			

IHP Approved per Category

In the Past 2 Weeks – 12/7/2015 through 12/21/2015





FEMA

FEMA's mission is to support our citizens and first responders to ensure that as a nation we work together to build, sustain, and improve our capability to prepare for, protect against, respond to, recover from, and mitigate all hazards.