

The Disaster Center is dedicated to the idea that disaster mitigation is cost effective and individuals pursuing their own interest are the greatest potential force for disaster reduction.

Please consider making a small donation to the Disaster Center



When disaster mitigation is cost effective, we are on the road to bringing disasters to an end.



# **FEMA**

## **Daily Operations Briefing**

**Tuesday, December 23, 2014**

**8:30 a.m. EST**

# Significant Activity: Dec 22-23



**Significant Events:** No significant activity

## **Significant Weather:**

- Slight risk of severe thunderstorms and flooding: Lower Mississippi Valley and Southeast
- Heavy snow: Upper Mississippi Valley to western Great Lakes
- Rain and mountain snow: Pacific Northwest, Northern and Central Rockies
- Rain and snow: Central Plains and Mid-Atlantic
- Critical Fire Weather Areas/Red Flag Warnings: none
- Space Weather: Past 24 hours – none; next 24 hours – moderate: R1/radio blackouts expected and G2/geomagnetic storms

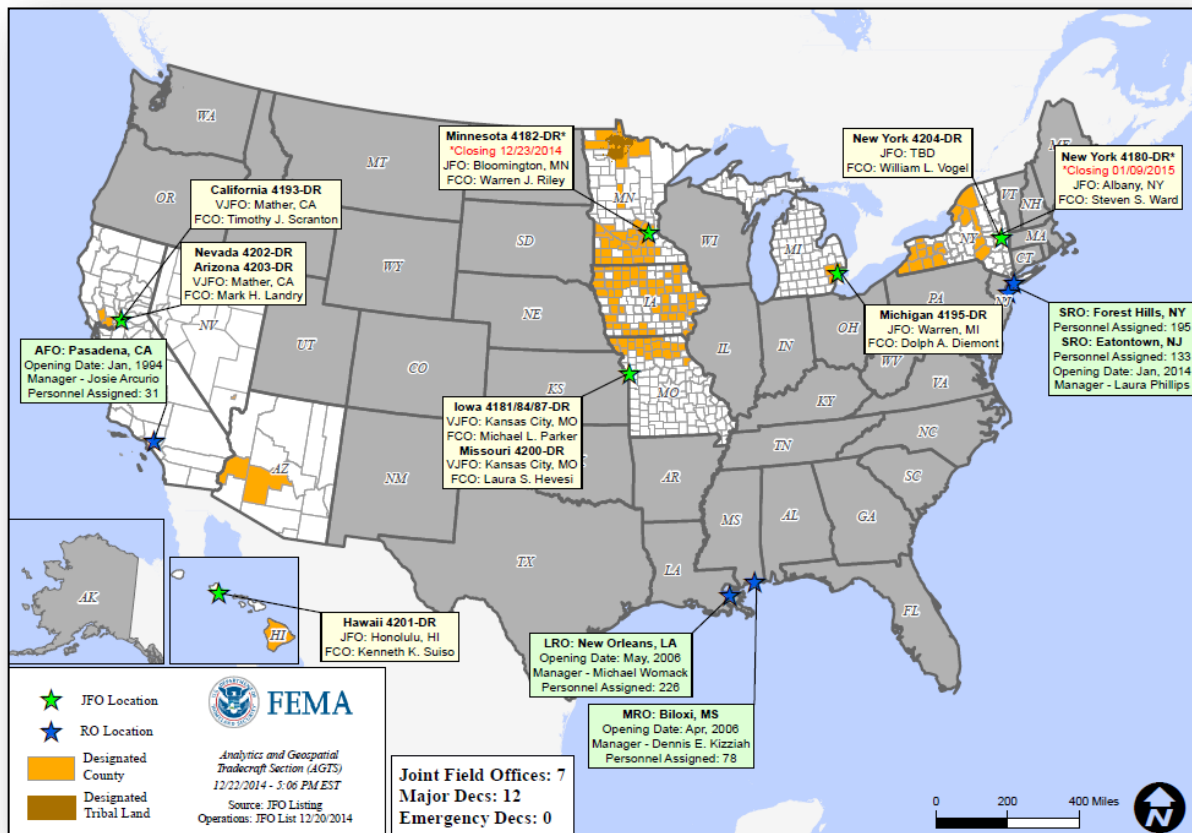
**Disaster Activity:** Major Disaster Declaration approved for New York; Amendment # 2 to FEMA-4193-DR-CA

**FEMA Readiness:** No significant changes

# Open Field Offices as of Dec 23



FEMA



# Disaster Requests & Declarations



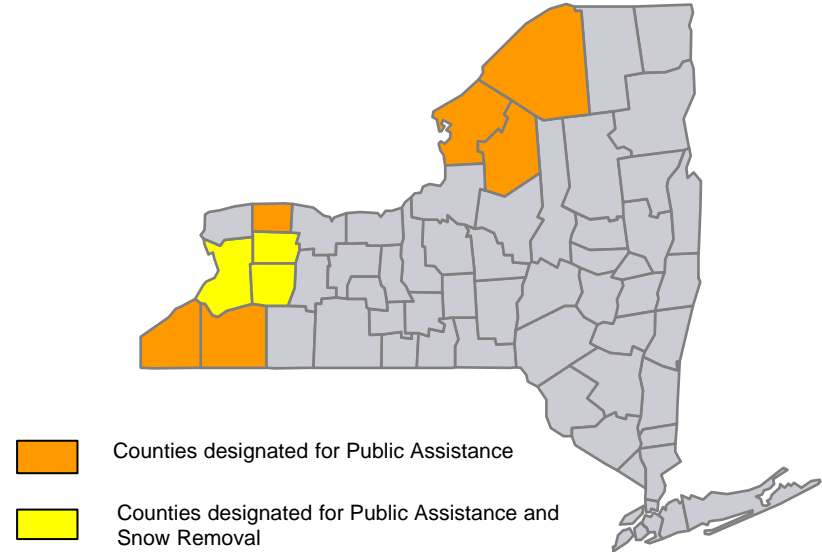
Declaration Requests in Process		Requests APPROVED (since last report)	Requests DENIED (since last report)
0	Date Requested	1	0
NY – DR Severe Winter Storms, Snowstorm, and Flooding	December 11, 2014	Declared Dec 22, 2014	

# Major Disaster Declaration – New York



## **FEMA-4204-DR-NY**

- Declared on December 22, 2014
- For a Severe Winter Storm, Snowstorm and Flooding that occurred November 17–26, 2014
- Provides:
  - Public Assistance for 9 counties
  - Snow Assistance for 48 hours in 3 counties
  - Hazard Mitigation statewide
- FCO is William L. Vogel



# Disaster Amendments



Amendment	Effective Date	Action
No. 2 to FEMA-4193-DR-CA	December 19, 2014	Designates Timothy J. Scranton as the FCO

# Joint Preliminary Damage Assessments

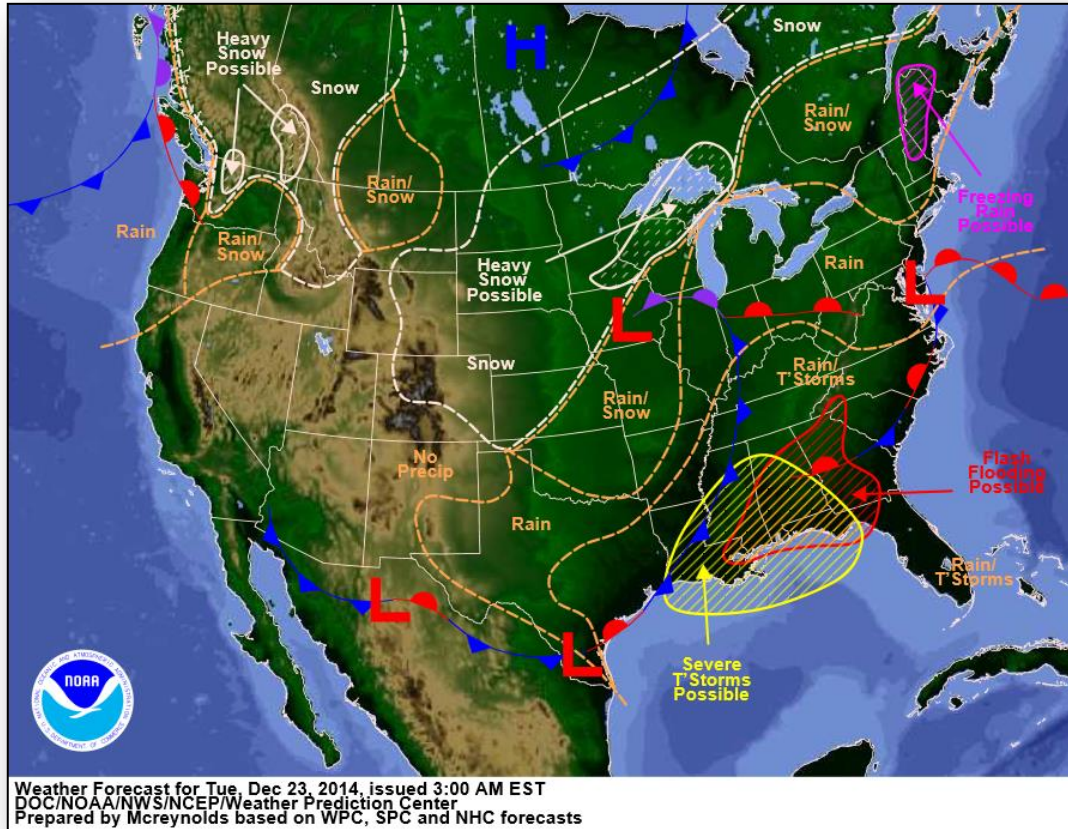


Region	State / Location	Event	IA/PA	Number of Counties		Start – End
				Requested	Complete	
I	VT	Severe Winter Storm Dec 9, 2014	PA	12	0	12/17/14 - TBD
IX	Soboba Band of Luiseno Indians (Riverside County, CA)	Severe Storms Dec 4-7, 2014	PA	1 tribe	0	12/22/14 -TBD

# National Weather Forecast



FEMA

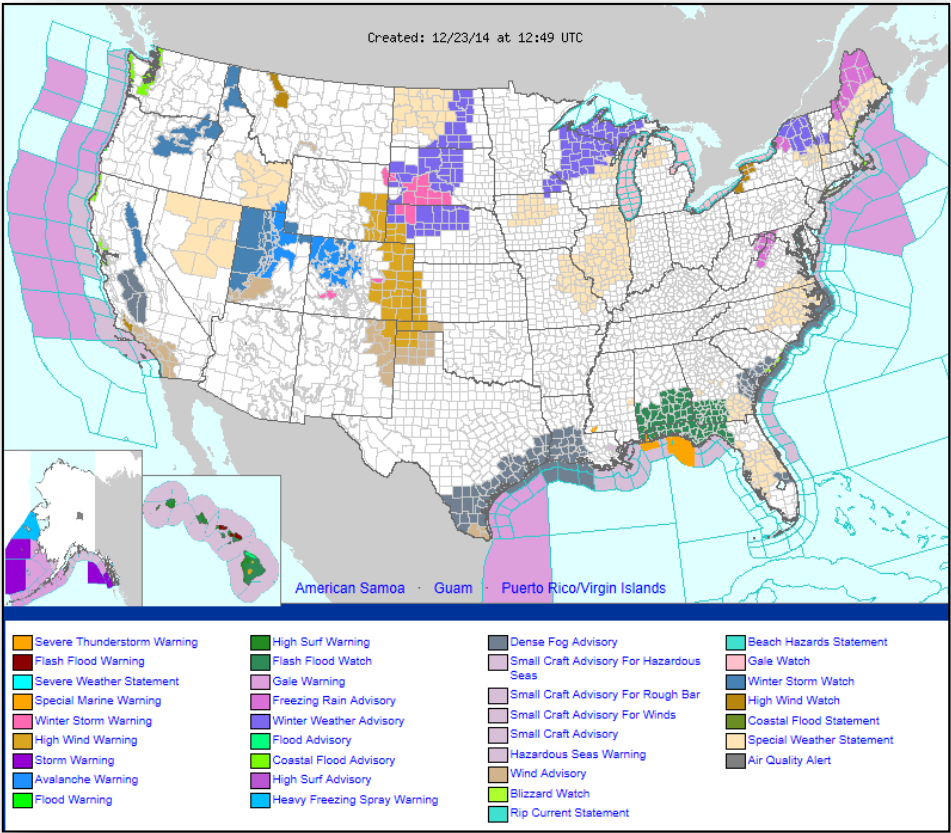


Weather Forecast for Tue, Dec 23, 2014, issued 3:00 AM EST  
DOC/NOAA/NWS/NCEP/Weather Prediction Center  
Prepared by McCreynolds based on WPC, SPC and NHC forecasts

# Active Watches/Warnings



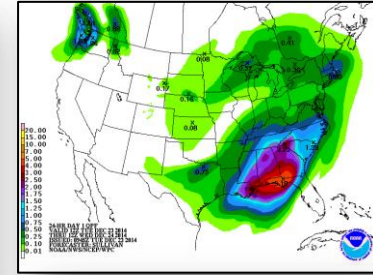
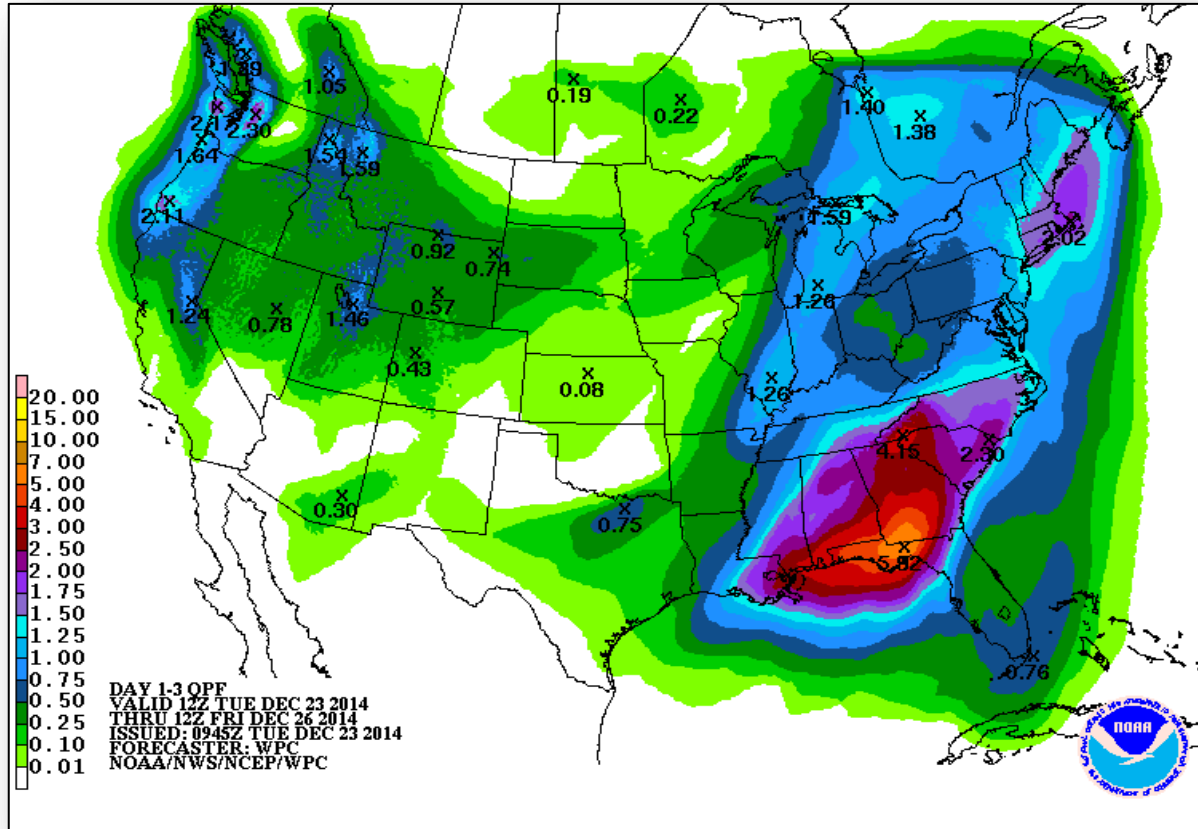
FEMA



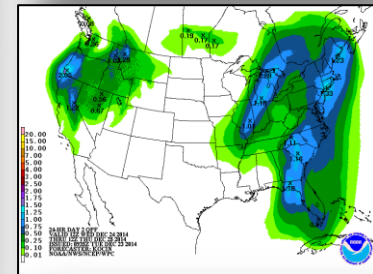
# Precipitation Forecast – 3 Day



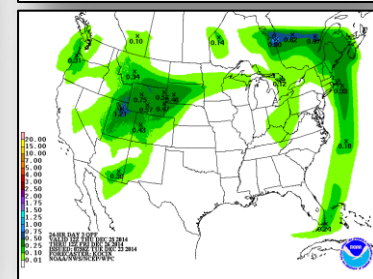
FEMA



Day 1

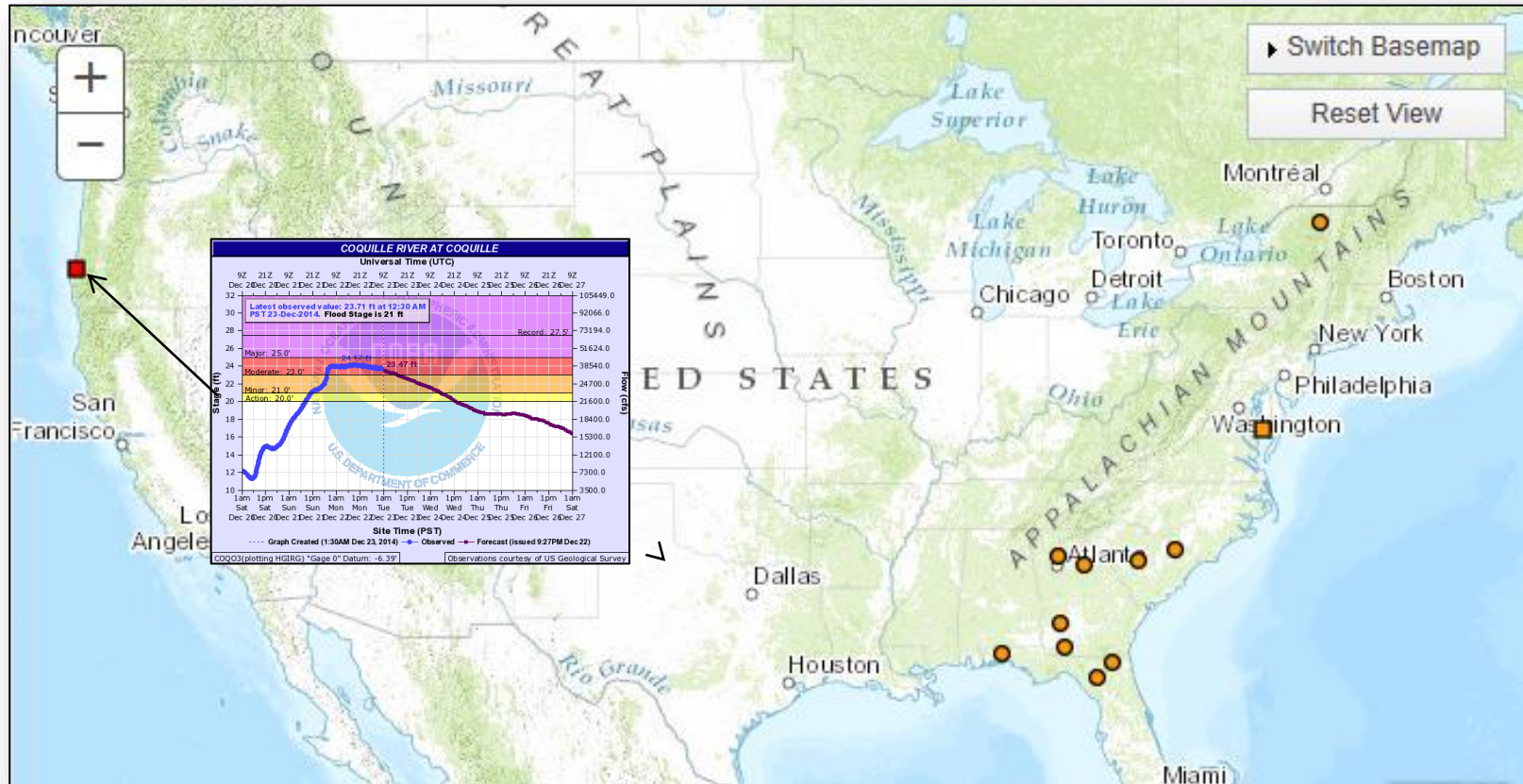


Day 2

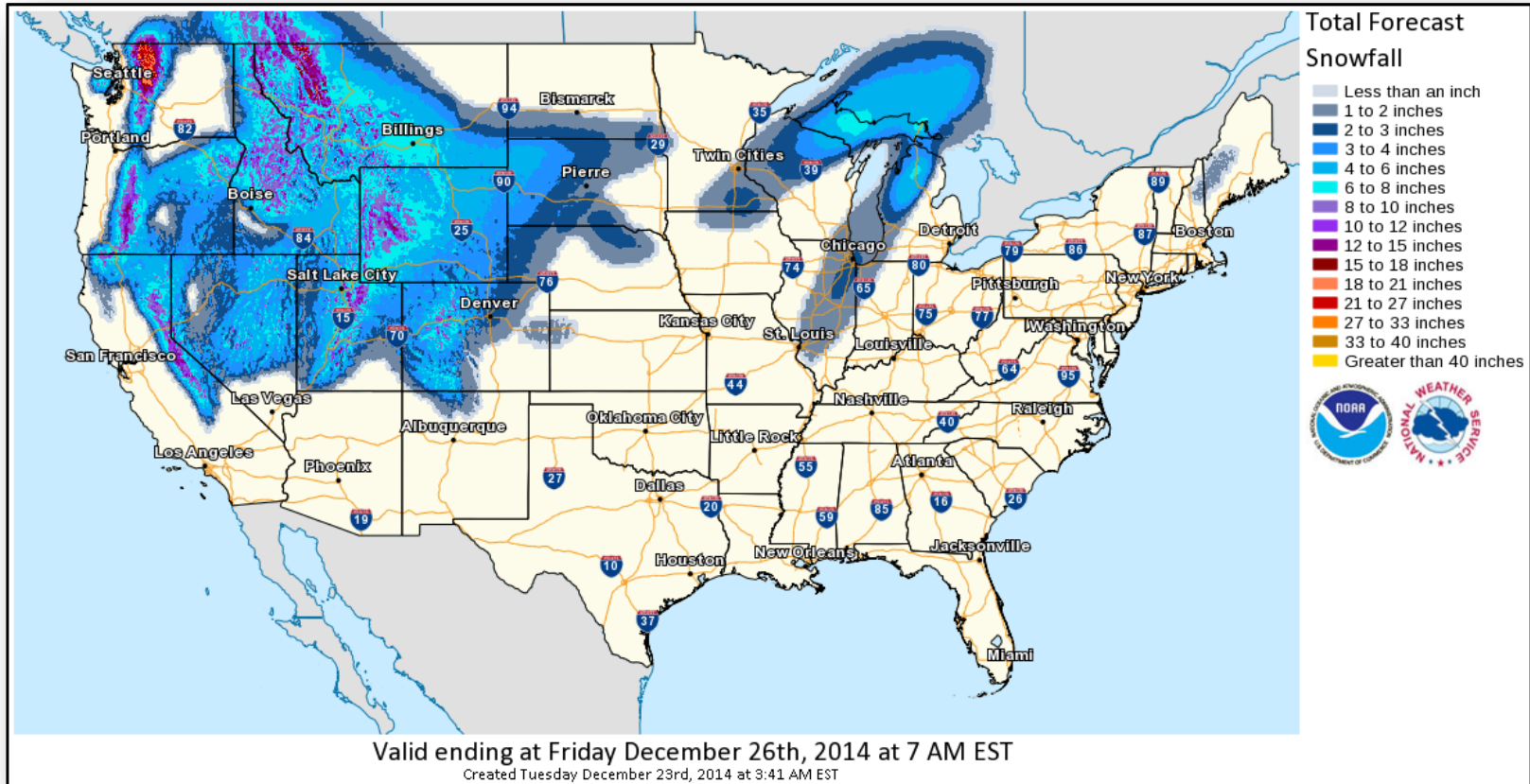


Day 3

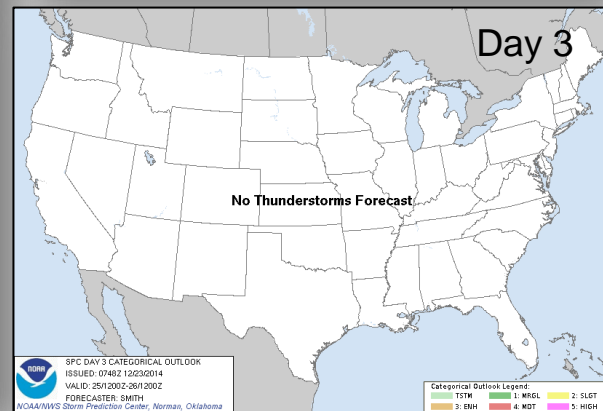
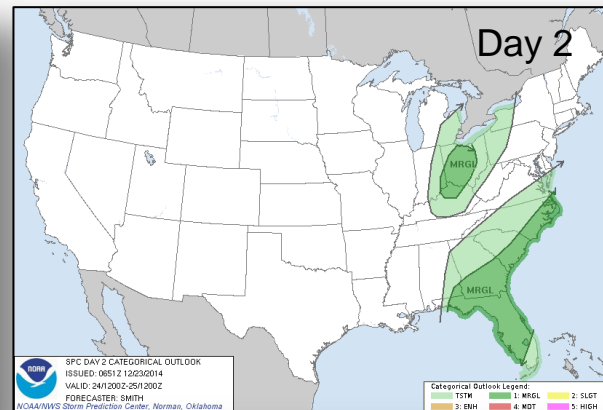
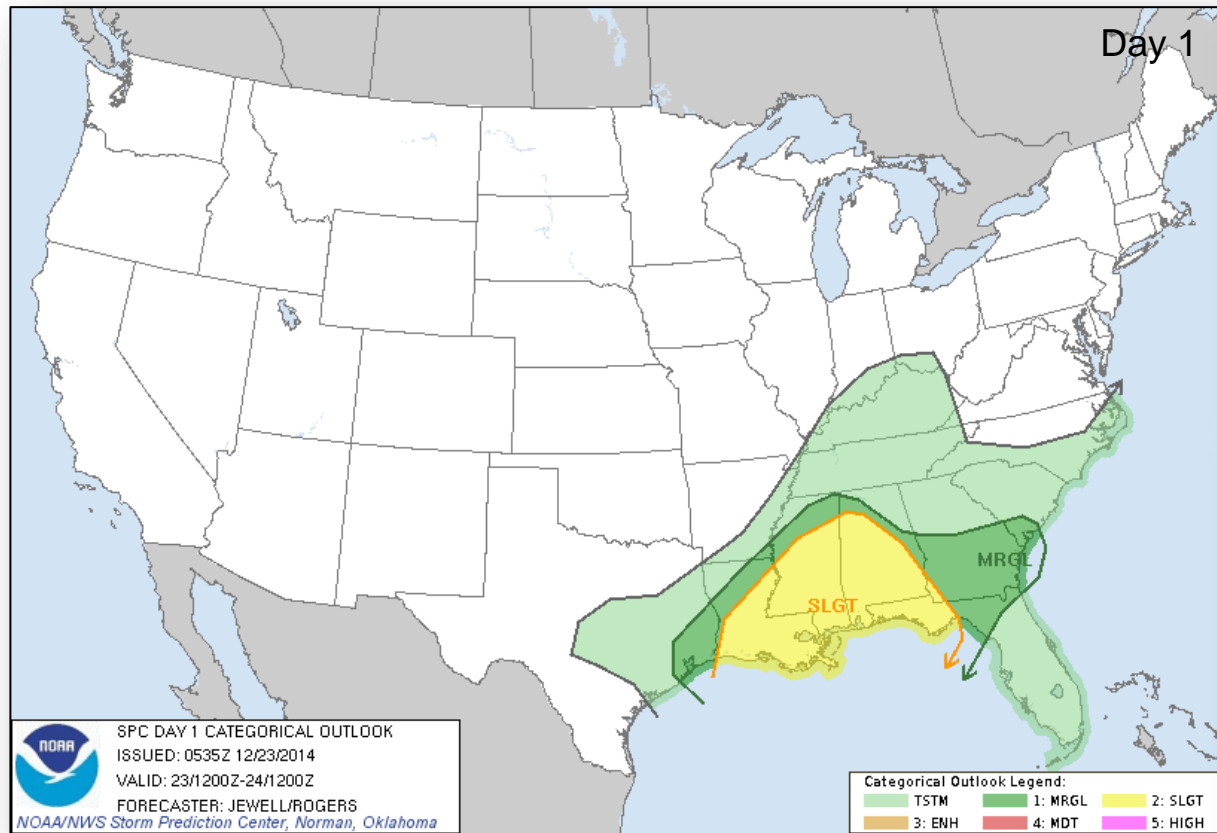
# River Forecast



# Total Forecast Snowfall



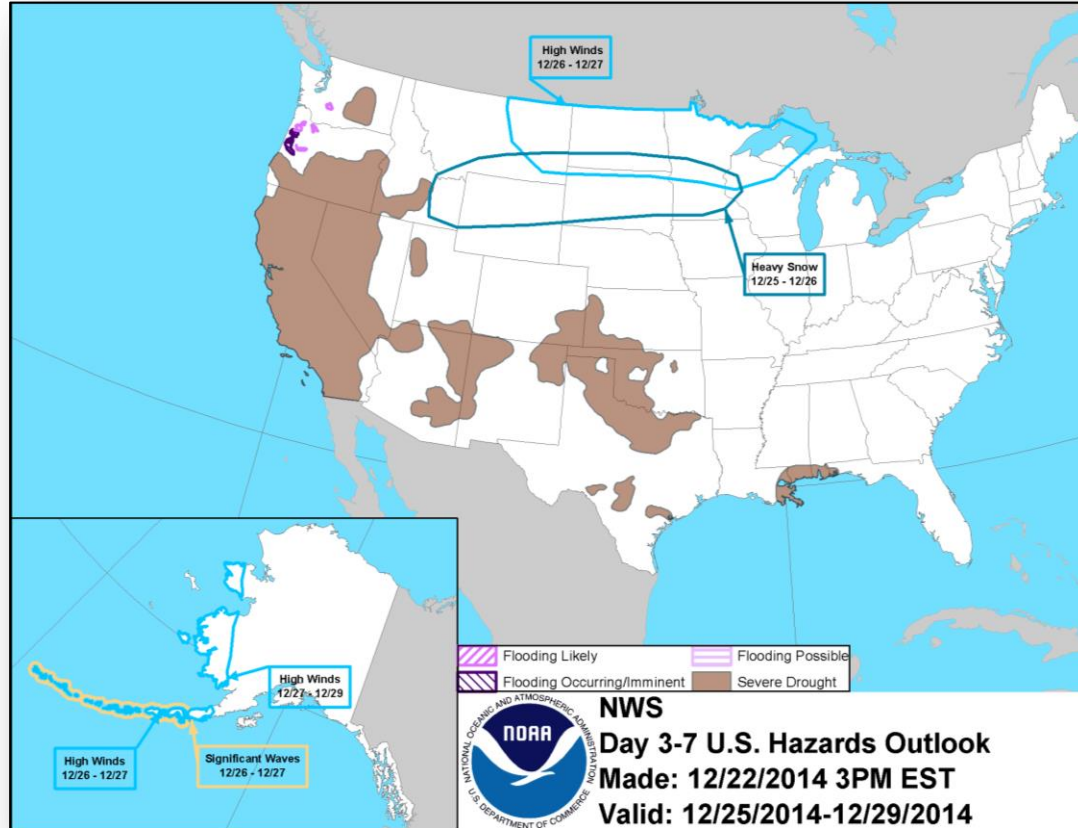
# Convective Outlook, Days 1-3



# Hazard Outlook: Dec 25-29



FEMA

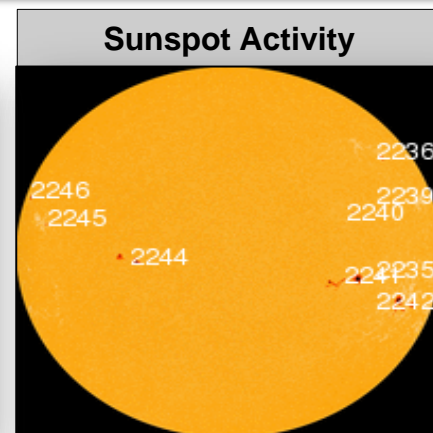
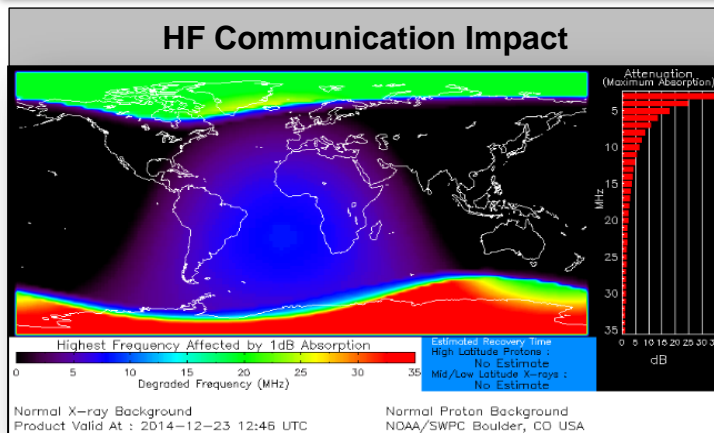


# Space Weather



FEMA

NOAA Scales Activity (Range: 1/minor to 5/extreme)	Past 24 Hours	Current	Next 24 Hours
Space Weather Activity:	None	None	Moderate
• Geomagnetic Storms	None	None	G2
• Solar Radiation Storms	None	None	None
• Radio Blackouts	None	None	R1

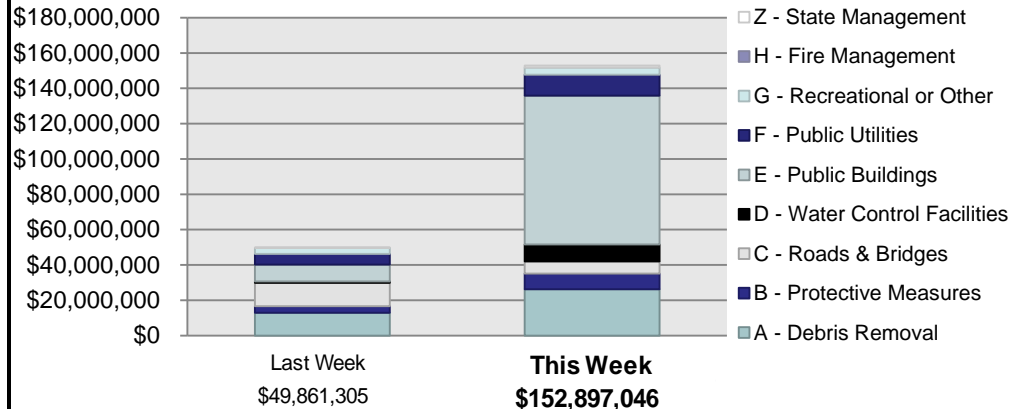


# Public Assistance Grant Program



PA Project Worksheets Obligated in past week, as of 12/22/2014 at 1400 EST										
PA Category	Emergency Work		Permanent Work							Total
	A - Debris Removal	B - Protective Measures	C - Roads & Bridges	D - Water Control Facilities	E - Public Buildings	F - Public Utilities	G - Recreational or Other	H - Fire Management	Z - State Management	
Number Of PWS Obligated	59	49	120	45	38	18	32	0	1	362
Federal Share Obligated	\$26,246,492.49	\$8,826,762.45	\$6,931,528.43	\$9,572,183.56	\$84,247,671.44	\$11,901,097.77	\$4,008,217.16	\$0.00	\$1,163,093.00	\$152,897,046.30

**Public Assistance Obligated per Category**  
In the Past 2 Weeks – 12/8/2014 through 12/22/2014



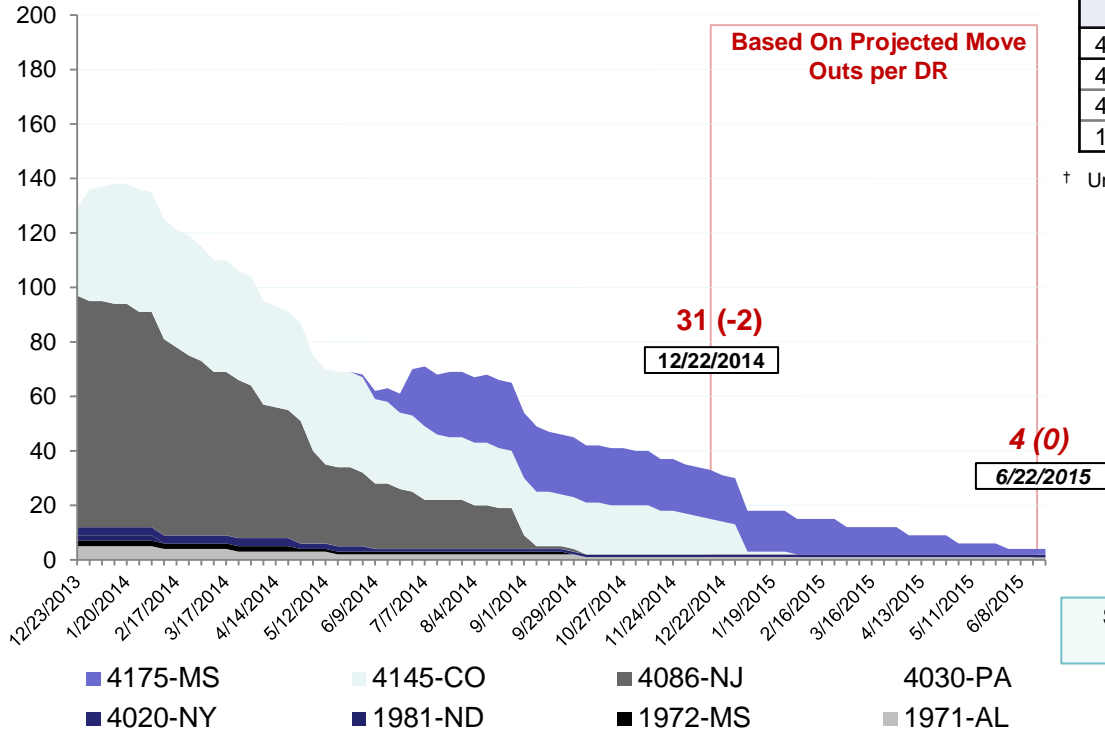
## PA Highlights

- On 12/15 the Port Authority of New York & New Jersey was obligated approximately \$64 Million in Public Buildings costs under PA Category E for repair and replacement of materials and equipment at WTC Tower 1 damaged as a result of DR-4085, Hurricane Sandy.

# Direct Housing

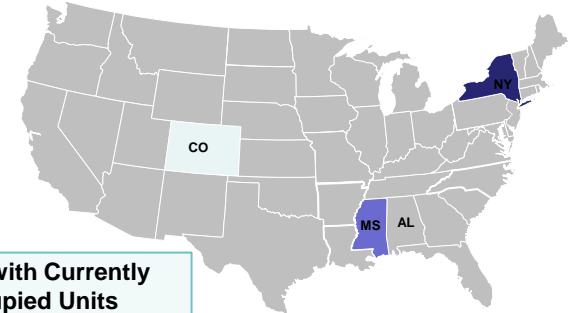


**Total Households in FEMA Direct Housing per State**  
 Past Year per Week, 12/23/2013 – 12/22/2014, Projected to 6/22/2015  
 There are currently **31** Households Occupying **33** Temporary Units



DR	IA Declaration Date	Program End Date	Current # of Households in Direct Housing (Weekly Change)
4175-MS	04/30/2014	<b>10/30/2015</b>	<b>17 (-1)</b>
4145-CO	09/14/2013	<b>03/14/2015</b>	<b>12 (-1)</b>
4020-NY <sup>†</sup>	08/31/2011	<b>06/01/2013</b>	<b>1 (0)</b>
1971-AL <sup>†</sup>	04/28/2011	<b>10/28/2012</b>	<b>1 (0)</b>

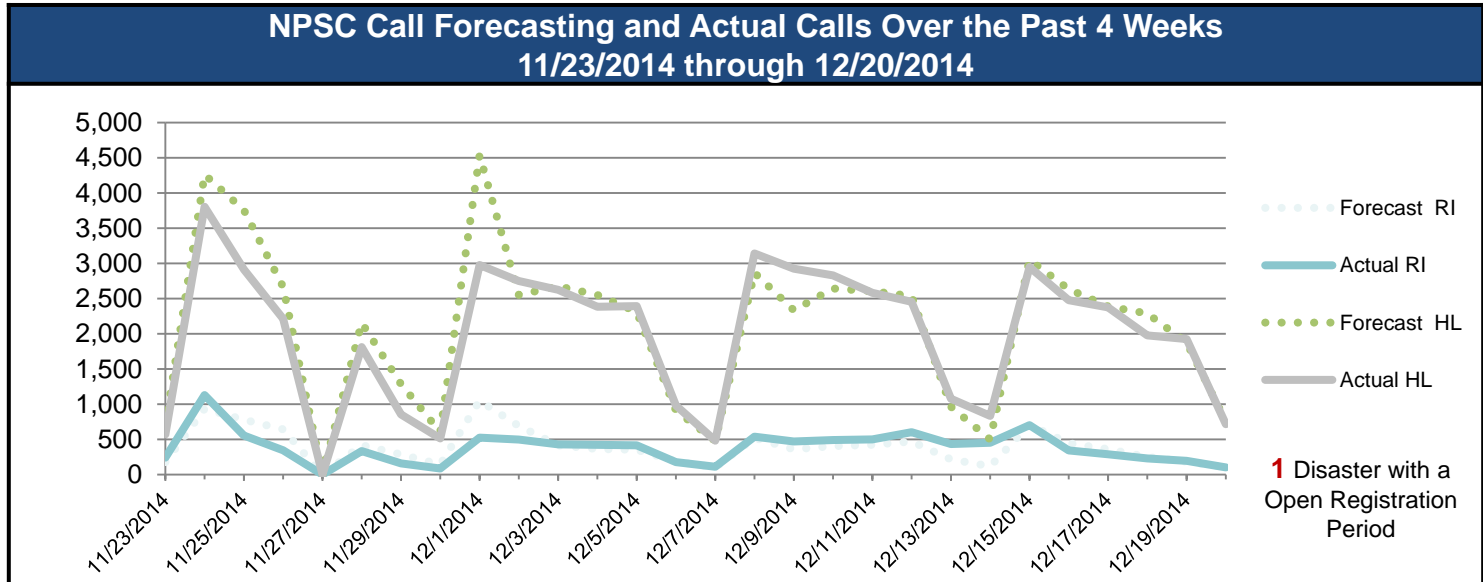
<sup>†</sup> Units are under authority of Department of Justice



# NPSC Activity



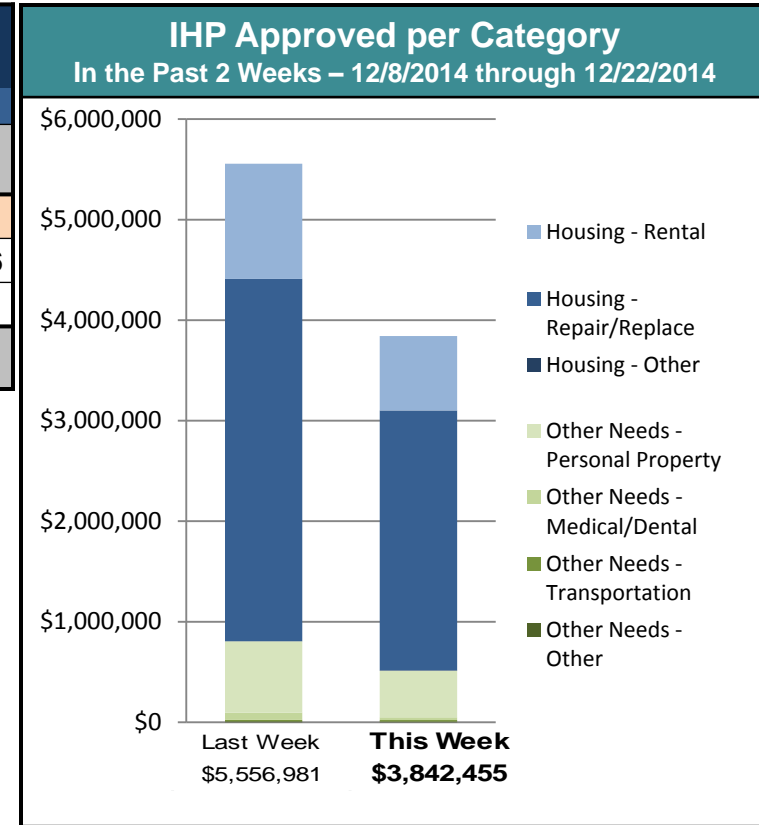
NPSC Call Activity in the Past Week 12/14/2014 through 12/20/2014					
Call Type	Projected Calls	Actual Calls	Average Answer Time	Maximum Answer Time	Minimum Answer Time
Registration Intake	2,168	2,311	:16	20:18	:06
Helpline	13,491	13,254	:12	3:21	:08
All Calls	15,659	15,565	:12	7:34	:06



# Individual Assistance Activity



Individuals and Households Program Activity as of December 22, 2014 at 1500 EST					
		In Past 7 Days		Cumulative	
		Applicants Approved	Amount Approved	Applicants Approved	Amount Approved
Open Registration Period	DR-4193-California   Dec. - 10/27/14   End of Reg. Period - 12/29/14				
	Housing Assistance	150	\$352,823	2,604	\$8,318,756
	Other Needs Assistance	150	\$82,497	1,166	\$715,973
	Total IHP	\$435,320		\$9,034,728	
Other IHP Active	9 Declarations IHP Programmatically Open – Closed Registration *				
	Housing Assistance	1,421	\$2,977,982		
	Other Needs Assistance	645	\$429,153		
	Total IHP	\$3,407,135			
	Total IHP Approved in Past Week	\$3,842,455			



# FEMA Readiness – Deployable Teams /Assets



Deployable Teams/Assets									
Resource	Status	Total	FMC Available		Partially Available	Not Available	Detailed Deployed Activated	Comments	Rating Criterion
FCO		40	18	45%	0	2	20		OFDC Readiness: FCO    Green    Yellow    Red Type 1   3+            2            1 Type 2   4+            3            2 Type 3   4              3            2 FDC    3              2            1
FDRC		10	7	70%	0	0	3		
US&R		28	27	96%	0	1	0	NM-TF1 (Red – Personnel shortages)	<ul style="list-style-type: none"> <li>• Green = Available/FMC</li> <li>• Yellow = Available/PMC</li> <li>• Red = Out-of-Service</li> <li>• Blue = Assigned/Deployed</li> </ul>
National IMAT		3	1	33%	0	0	2	<ul style="list-style-type: none"> <li>• IMAT East 1 – Deployed to FEMA HQ</li> <li>• IMAT West – Deployed to GA</li> </ul>	<ul style="list-style-type: none"> <li>• Green: 3 avail</li> <li>• Yellow: 1-2 avail</li> <li>• Red: 0 avail (<i>Individual N-IMAT red if 50% of Section Chiefs and/or Team Leader is unavailable for deployment.</i>)</li> </ul>
Regional IMAT		13	8	62%	0	4	1	<u>Not Mission Capable (NMC):</u> <ul style="list-style-type: none"> <li>• Regions IV-3, V, VI-1 &amp; IX-1 (personnel shortages)</li> <li>• <u>Deployed</u></li> <li>• Region IX-2 to CA</li> </ul>	<ul style="list-style-type: none"> <li>• Green: 7 or more avail</li> <li>• Yellow: 4 - 6 teams available</li> <li>• Red: &gt; 8 teams deployed/unavailable</li> </ul> <p><i>R-IMAT also red if TL Ops/Log Chief is unavailable and has no qualified replacement.</i></p>
MCOV		60	59	98%	0	1	0		<ul style="list-style-type: none"> <li>• Green = 80 – 100% avail</li> <li>• Yellow = 60 – 79% avail</li> <li>• Red = 59% or below avail</li> <li>• Readiness remains 95%</li> </ul>

# FEMA Readiness – National/Regional Teams



National/Regional Teams									
Resource	Status	Total	FMC Available		Partially Available	Not Available	Deployed/ Activated	Comments	Rating Criterion
NWC		5	5	100%	0	0	Activated	Enhanced Watch (day only)	• Green = FMC • Yellow = PMC • Red = NMC
NRCC		2	344	89%	0	44	Not Activated		
HLT		1	N/A	N/A	0	0	Not Activated		
DEST							Not Activated		
RRCCs		10	10	100%	0	0	Not Activated		
RWCs/MOCs		10	10	100%	0	0	Not Activated		

# Deployment Tracking System



**On December 29, 2014, FEMA will transition from the Automated Deployment Database to the Deployment Tracking System (DTS)**

**Use you computer, smartphone, or tablet to log on to  
[www.FEMAResponder.net](http://www.FEMAResponder.net)**

**Need Assistance?**

**Email us at [FEMA-DTS@fema.dhs.gov](mailto:FEMA-DTS@fema.dhs.gov)  
or call  
1-844-DTS-FEMA (387-3362)\***

**\*Number live after 12/29/2014**



# FEMA

**FEMA's mission is to support our citizens and first responders to ensure that as a nation we work together to build, sustain, and improve our capability to prepare for, protect against, respond to, recover from, and mitigate all hazards.**