

The Disaster Center is dedicated to the idea that disaster mitigation is cost effective and individuals pursuing their own interest are the greatest potential force for disaster reduction.

Please consider making a small donation to the Disaster Center



When disaster mitigation is cost effective, we are on the road to bringing disasters to an end.



# **FEMA**

## **Daily Operations Briefing**

**Wednesday, December 27, 2017**

**8:30 a.m. EST**

# Significant Activity – Dec 26-27



FEMA

**Significant Events:** None

**Tropical Activity:**

- Western Pacific – No activity affecting U.S. interests

**Significant Weather:**

- Winter Storm Warnings – Great Lakes, WY, and CO
- Wind Chill Warning – Northern Rockies to Great Lakes
- Freezing Rain – MS, AL, and NC
- Space Weather:
  - Past 24 hours: None observed
  - Next 24 hours: None predicted

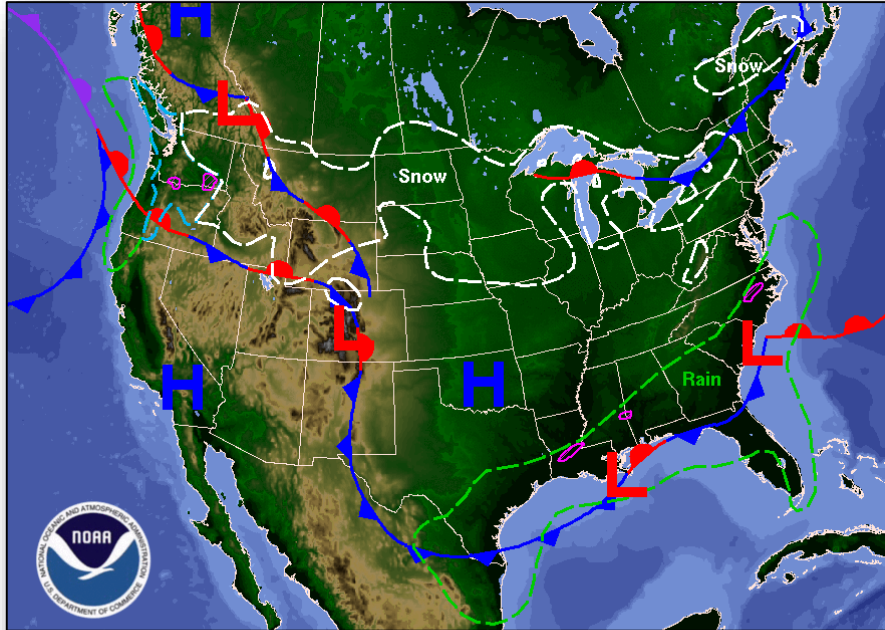
**Earthquake Activity:** No significant activity

**Declaration Activity:** None

# National Weather Forecast



FEMA



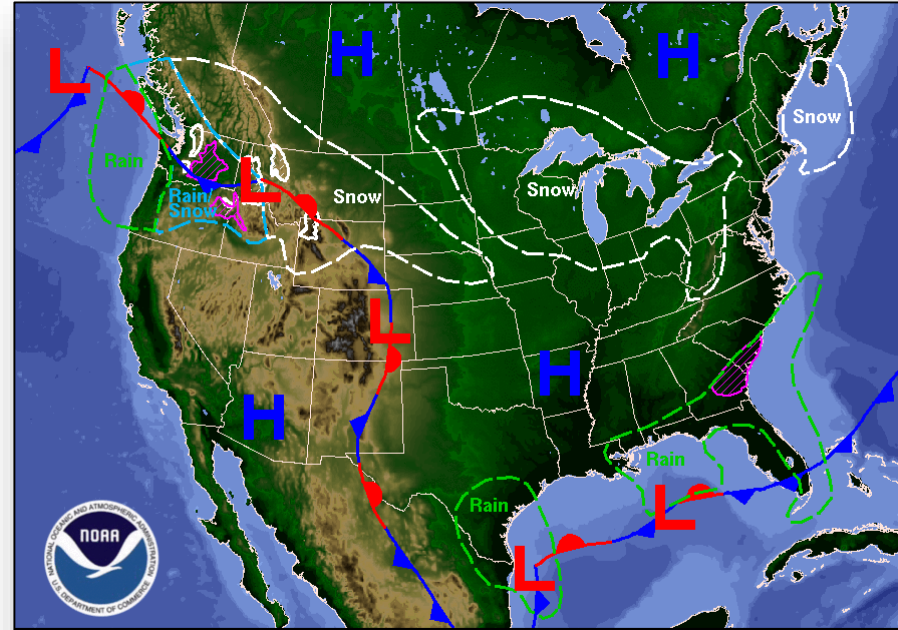
## Day 1 National Forecast Chart

Valid Wed, Dec 27, 2017, issued 4:10 AM EST  
DOC/NOAA/NWS/NCEP/Weather Prediction Center  
Prepared by McReynolds/Hurley with WPC/SPC/NHC forecasts

Rain  
Rain and T'Storms  
Rain and Snow  
Snow

Flash Flooding Possible (hatched)  
Severe T'Storms Possible (hatched)  
Freezing Rain Possible (hatched)  
Heavy Snow Possible (hatched)

*Today*



## Day 2 National Forecast Chart

Valid Thu, Dec 28, 2017, issued 4:16 AM EST Wed, Dec 27, 2017  
DOC/NOAA/NWS/NCEP/Weather Prediction Center  
Prepared by McReynolds/Hurley with WPC/SPC/NHC forecasts

Rain  
Rain and T'Storms  
Rain and Snow  
Snow

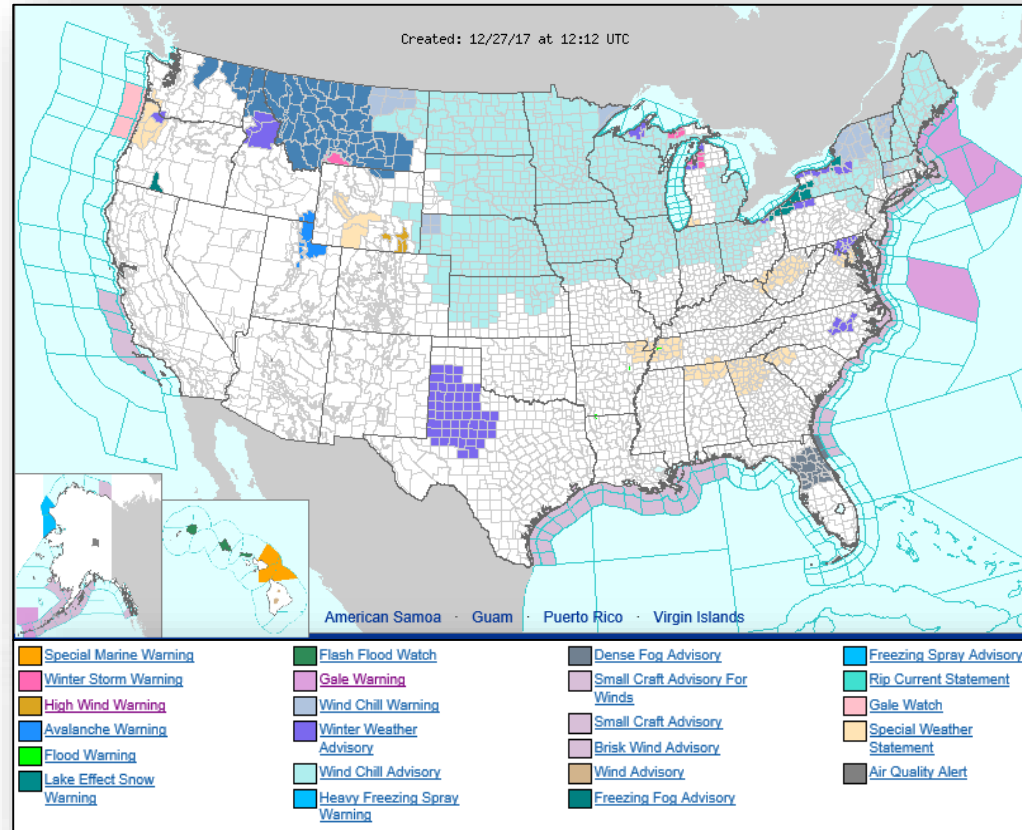
Flash Flooding Possible (hatched)  
Severe T'Storms Possible (hatched)  
Freezing Rain Possible (hatched)  
Heavy Snow Possible (hatched)

*Tomorrow*

# Active Watches and Warnings



FEMA

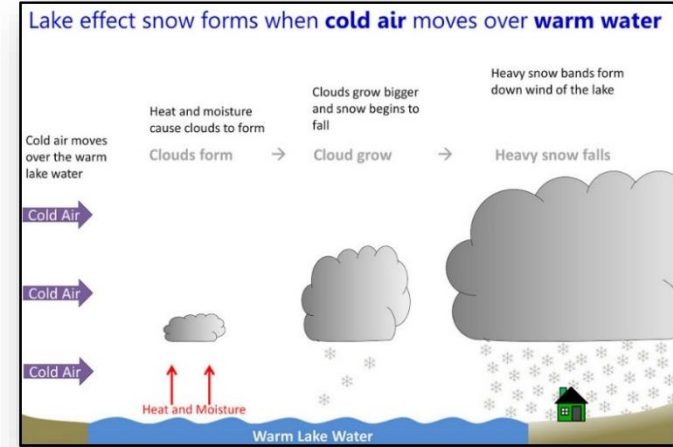


# Lake Effect Snow



FEMA

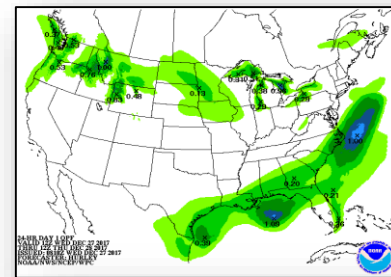
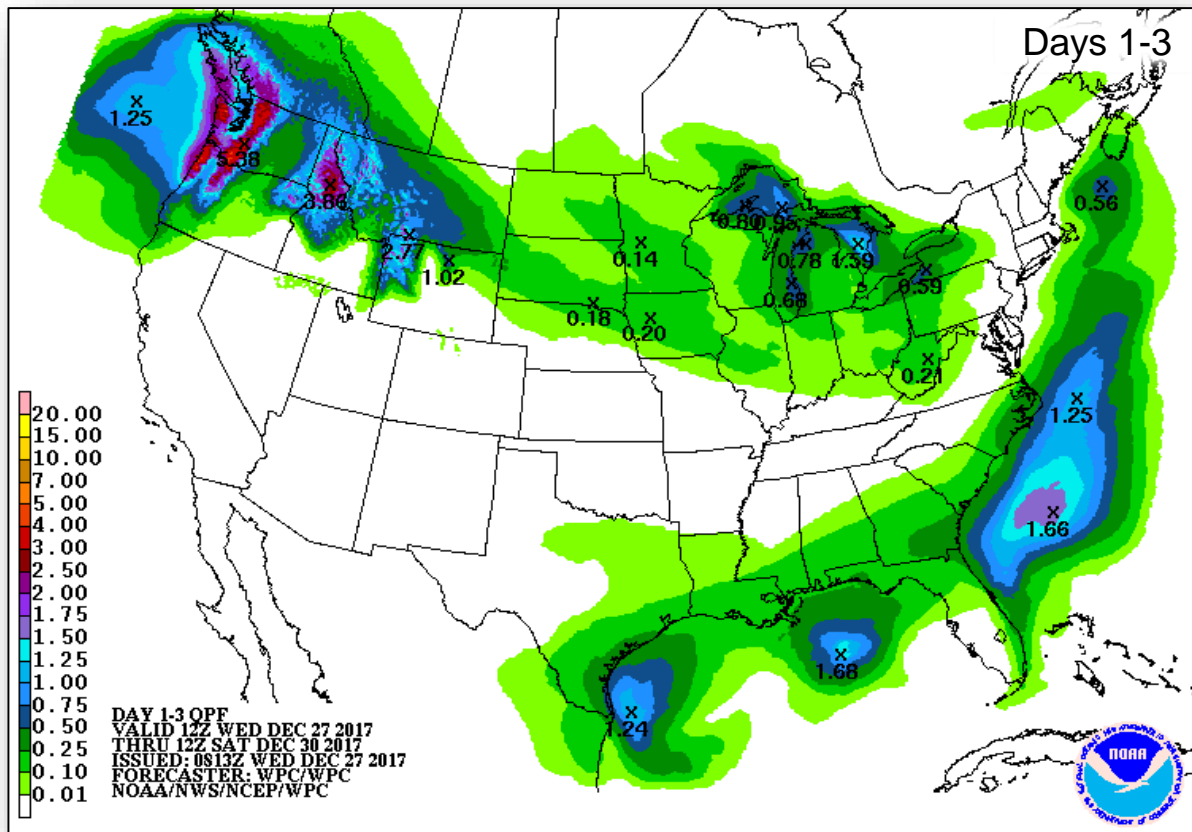
- Lake Effect Snow (LES) is very common across the Great Lakes region during late fall and winter
- When cold air passes over unfrozen, and relatively warm waters of the Great Lakes warmth and moisture is transferred into the lowest portion of the atmosphere resulting in cloudiness and snow on the leeward sides of the Great Lakes
- LES typically takes the form of discrete, narrow bands characterized by intense snowfall, and limited visibility
  - Produces highly variable weather; not uncommon for sunny skies at a particular location to be quickly replaced by blinding, wind-driven snowfall in a matter of minutes
  - Snowfall accumulations can vary from a trace to several inches over a short distance
  - The variability of LES is of particular danger to motorists



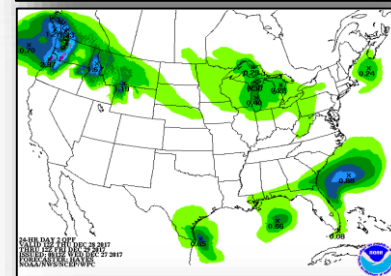
# Precipitation Forecast



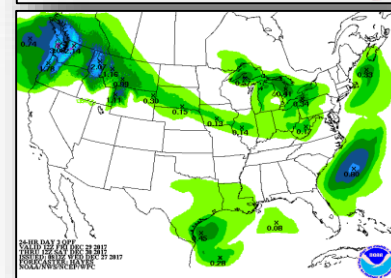
FEMA



Day 1



Day 2



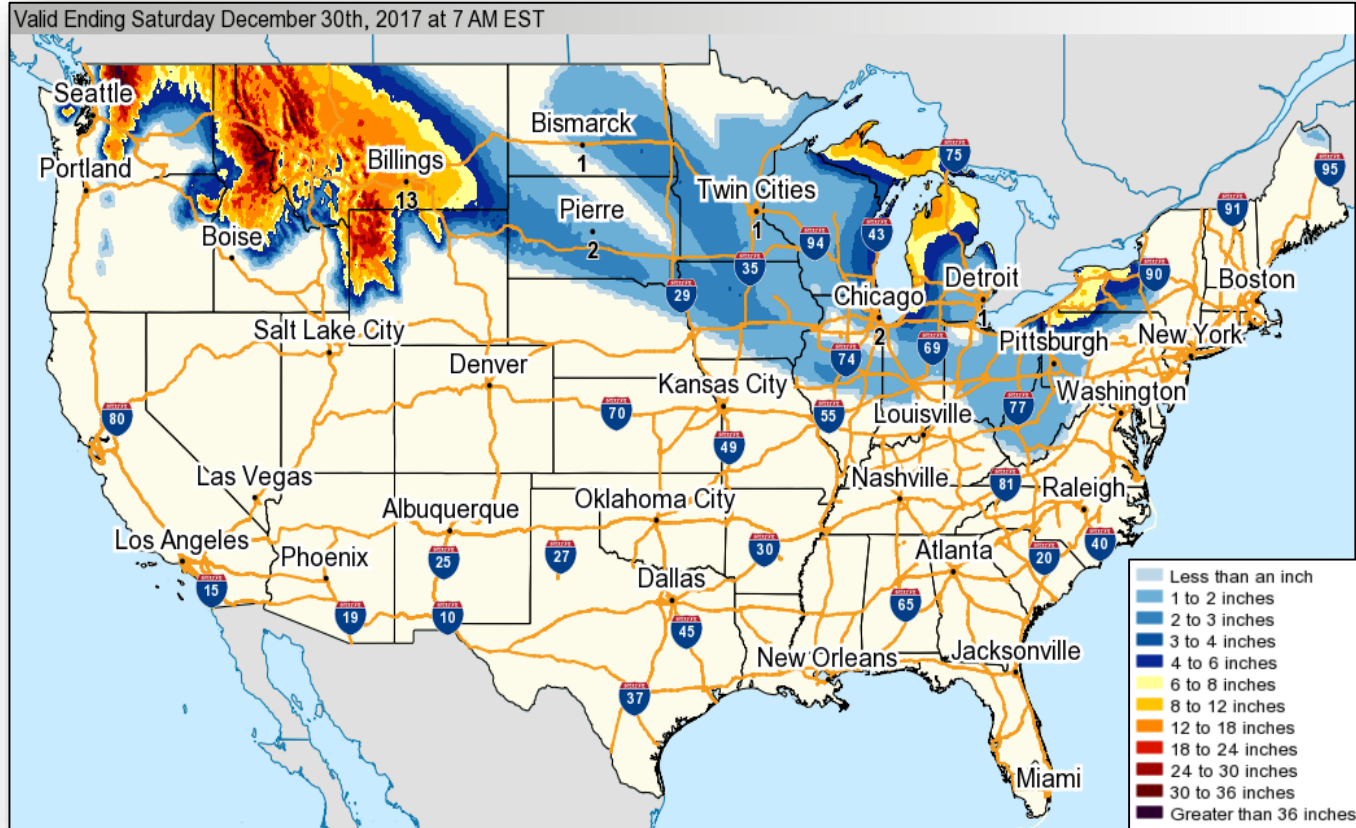
Day 3



# Forecast Snowfall



FEMA

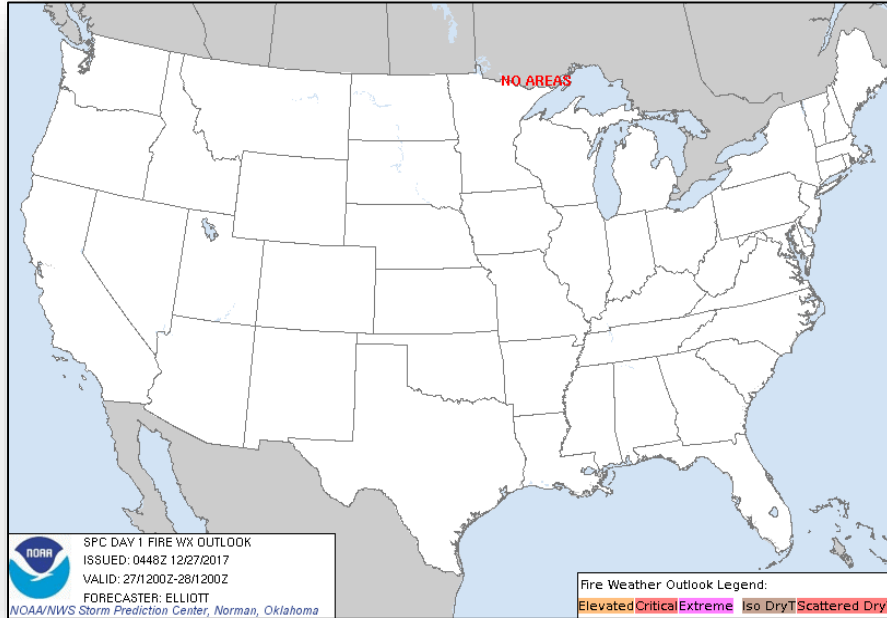




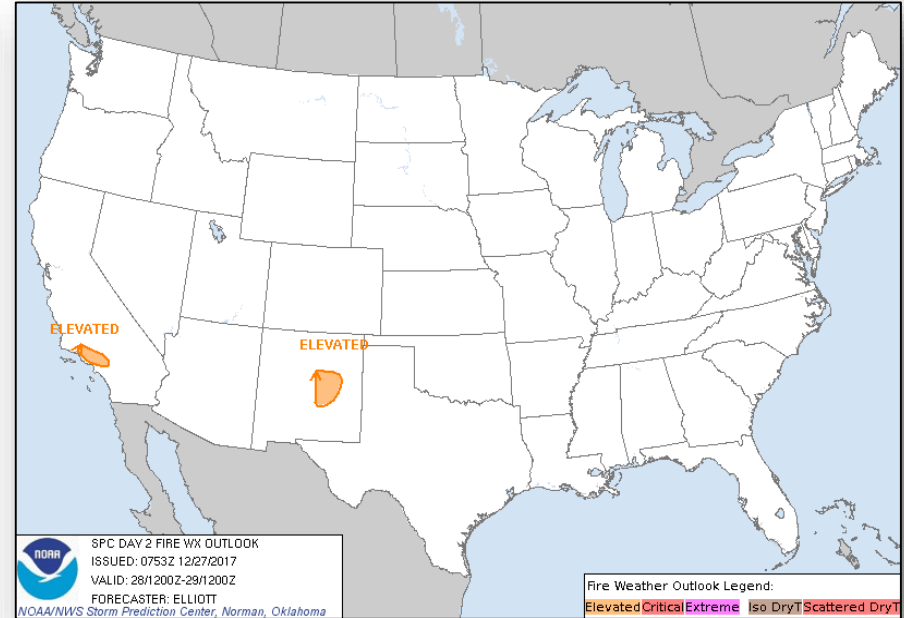
# Fire Weather Outlook



FEMA



**Today**

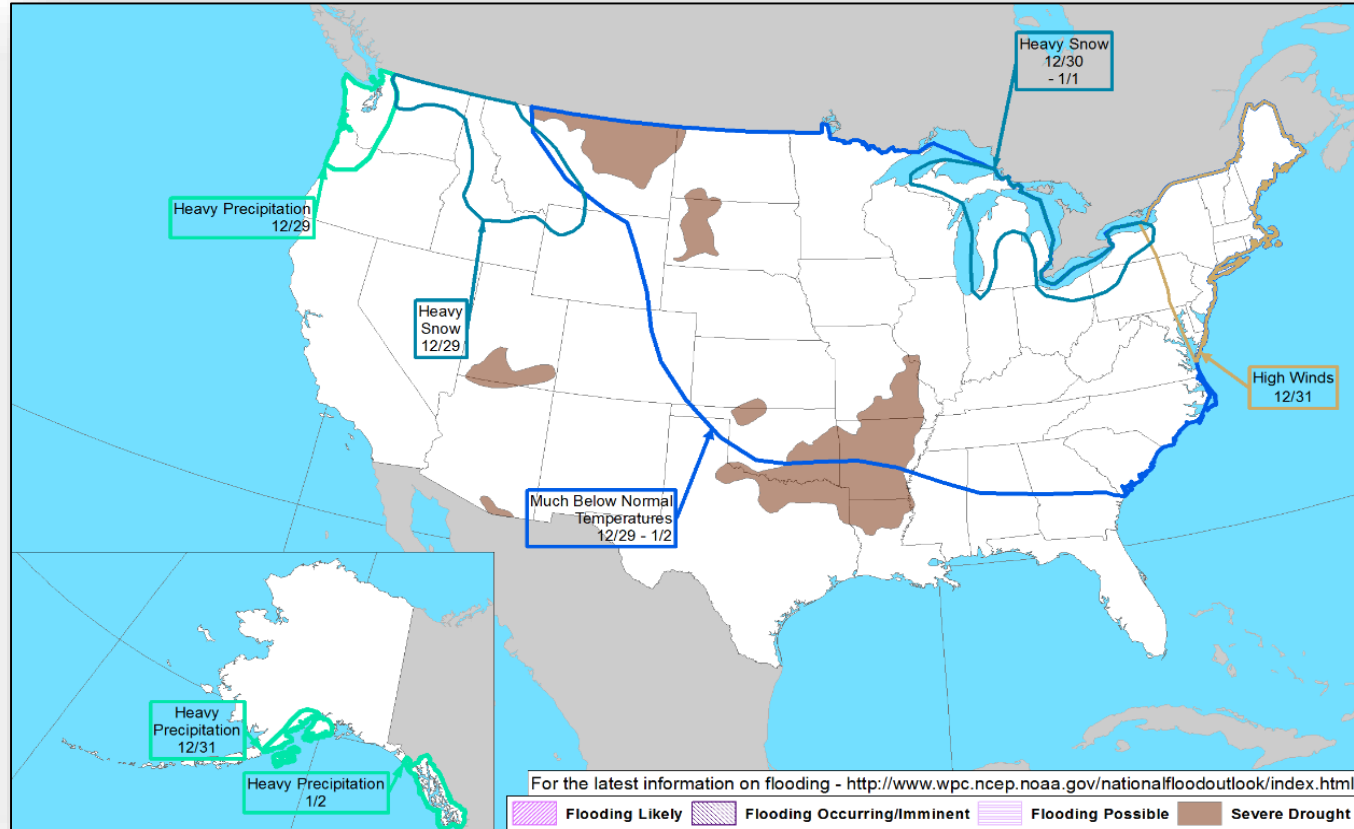


**Tomorrow**

# Hazards Outlook – Dec 29 – Jan 2



FEMA

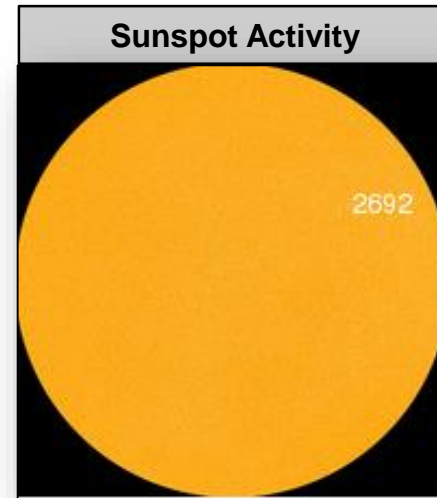



# Space Weather



FEMA

	Space Weather Activity	Geomagnetic Storms	Solar Radiation	Radio Blackouts
Past 24 Hours	None	None	None	None
Next 24 Hours	None	None	None	None
For further information on NOAA Space Weather Scales refer to <a href="http://www.swpc.noaa.gov/noaa-scales-explanation">http://www.swpc.noaa.gov/noaa-scales-explanation</a>				



# Joint Preliminary Damage Assessments



FEMA

Region	State / Location	Event	IA / PA	Number of Counties		Start – End
				Requested	Completed	
IX	CA	Wildfires December 4, 2017 and continuing	IA	4	4	12/15 – 12/19
			PA	4	0	12/21 – TBD

# Disaster Requests & Declarations



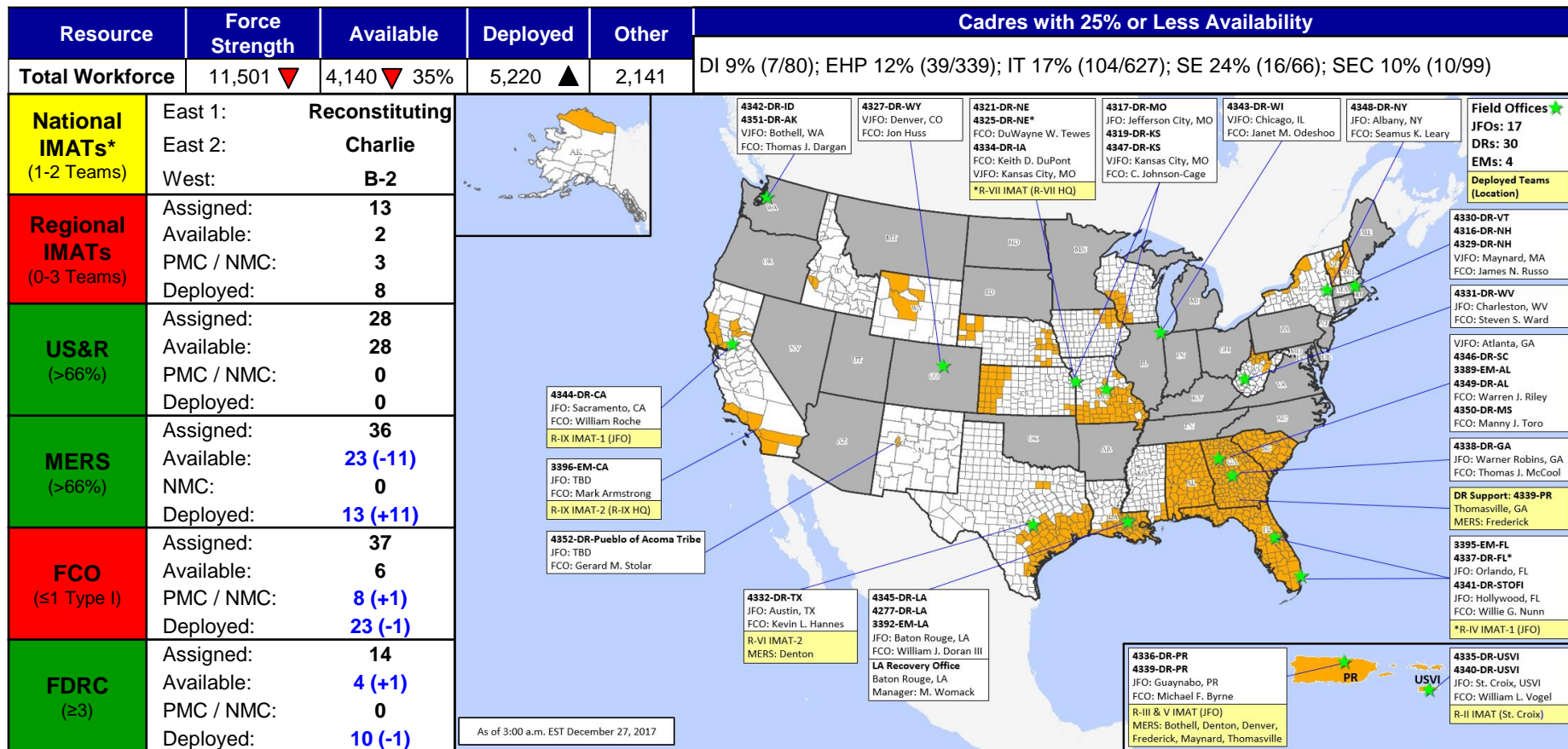
**FEMA**

Declaration Requests in Process					Requests APPROVED (since last report)	Requests DENIED (since last report)
5	IA	PA	HM	Date Requested	0	0
MT – DR Wildfires		X	X	November 15, 2017		
NH – DR Severe Storms and Flooding		X	X	November 27, 2017		
VT – DR Severe Storms and Flooding		X	X	November 28, 2017		
ME – DR Severe Storms and Flooding		X	X	November 29, 2017		
CA – DR Wildfires	X	X	X	December 20, 2017		

# Readiness – Deployable Teams and Assets



FEMA



\*B-2 Status: Assemble ≤ 2 hours, On Site ≤ 18 hours; B-48 Status: Assemble and deploy ≤ 48 hours; Charlie Status: No team assemble time requirement



# FEMA Readiness – Activation Teams



**FEMA**

Resource	Status	Total	Status	Activated Team	Activation Level	Activation Times	Reason / Comments
NWC		5	Steady State				
NRCC		2	Not Activated				
HLT		1	Not Activated				
RWCs/MOCs		10	Steady State				
RRCCs		10	Not Activated				

Backup Regions: VIII & X

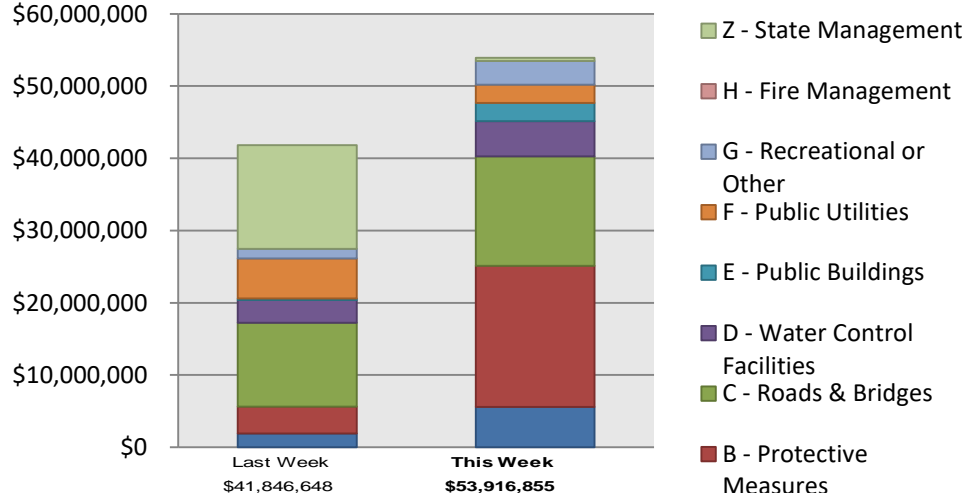
# Public Assistance Grant Program



FEMA

PA Project Worksheets Obligated in past week, as of 12/26/17 at 1500 EDT									
Emergency Work		Permanent Work							
A - Debris Removal	B - Protective Measures	C - Roads & Bridges	D - Water Control Facilities	E - Public Buildings	F - Public Utilities	G - Recreational or Other	H - Fire Management	Z - State Management	Total
39	230	143	11	31	17	26	0	5	502
\$5,577,524.92	\$19,539,893.25	\$15,170,536.80	\$4,881,594.45	\$2,519,416.57	\$2,511,598.84	\$3,285,377.12	\$0.00	\$430,913.20	\$53,916,855.15

## Public Assistance Obligated per Category In the Past 2 Weeks – 12/11/2017 through 12/25/2017



## This weeks PA Highlights

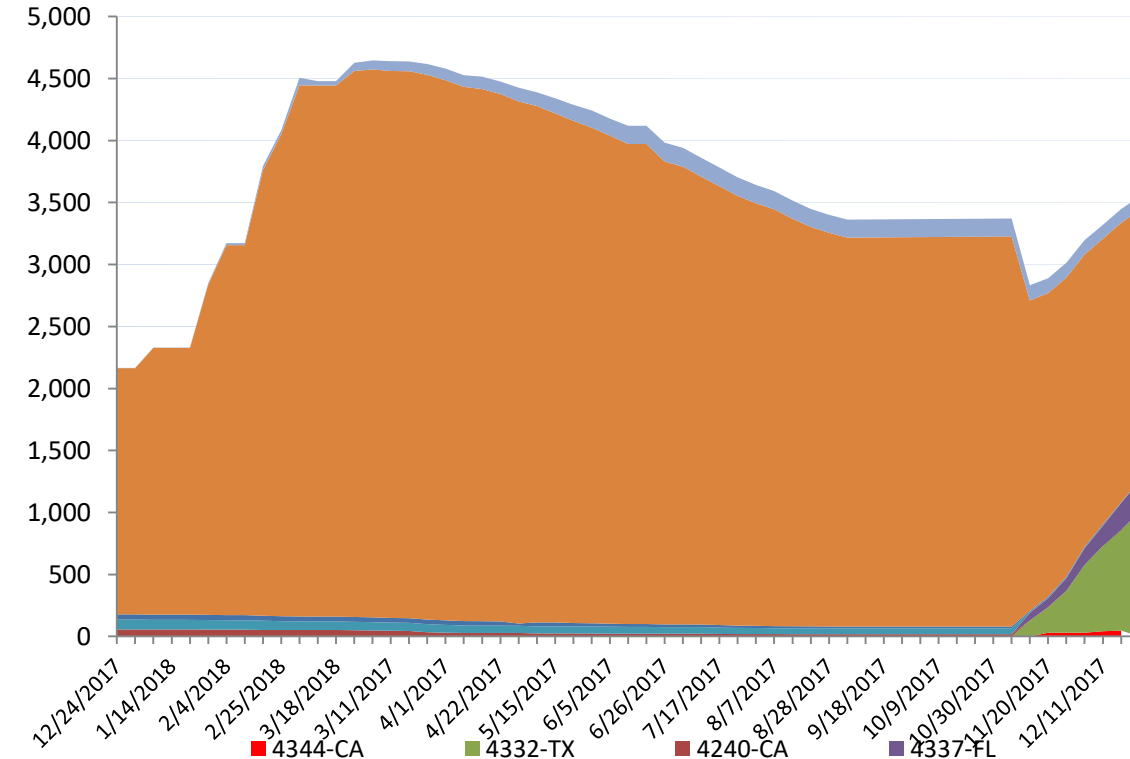
- Over \$1.6 Million was obligated to Protective Measures for the Jacksonville Electric Authority
- Over \$1.6 Million was obligated to Protective Measures for the Nevada Department of Transportation
- Over \$1.3 Million was obligated to Protective Measures for the Florida Division of Emergency Management
- Approximately \$1.5 Million was obligated to Debris Removal for the state of Florida

# Direct Housing

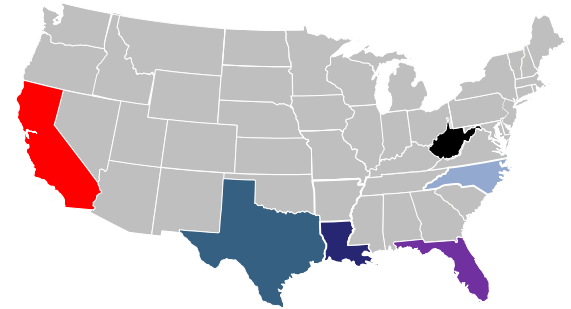


FEMA

**Total Households in FEMA Direct Housing per State**  
Past Year per Week, 12/24/2016 – 12/25/2017, There are currently **3,655** Households  
Occupying **3,655** Temporary Units



DR	IA Declaration Date	Program End Date	Current # of Households in Direct Housing (Weekly Change)
4266 -TX	3/19/2016	9/19/2017	3 (0)
4273-WV	6/25/2016	12/26/2017	0 (-4)
4277-LA	8/14/2016	2/14/2018	2180 (-73)
4285-NC	10/10/2016	4/10/2018	110 (-1)
4332-TX	8/25/2017	2/25/2018	1006 (+195)
4337-FL	9/10/2017	3/10/2018	250 (+32)
4344-CA	10/10/2017	4/10/2018	106 (+59)



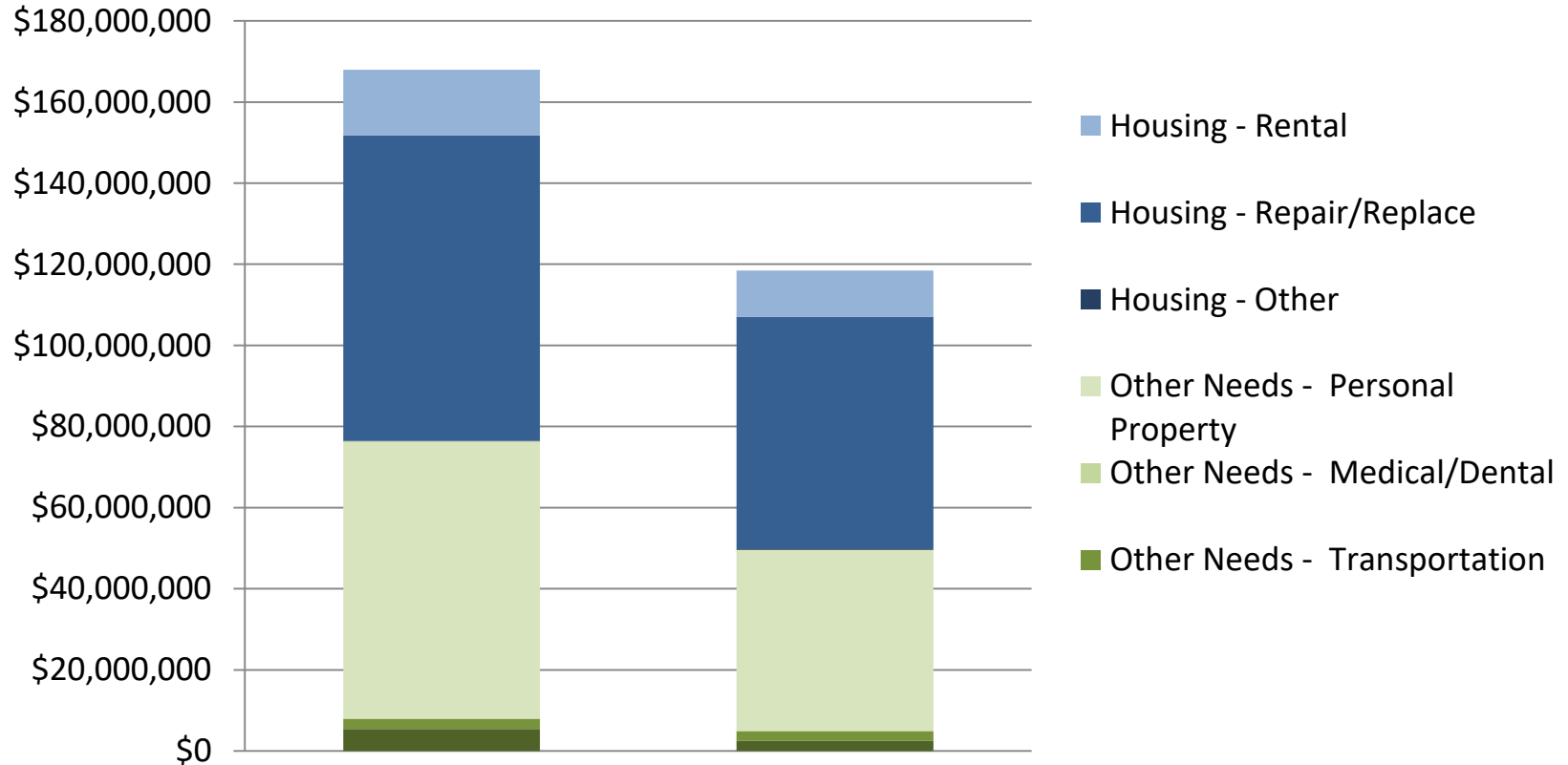
States with Currently Occupied Units

# Individual Assistance Activity



FEMA

IHP Approved per Category in the Past  
2 Weeks – 12/11/2017 through 12/25/2017





# FEMA

**FEMA's mission is to support our citizens and first responders to ensure that as a nation we work together to build, sustain, and improve our capability to prepare for, protect against, respond to, recover from, and mitigate all hazards.**